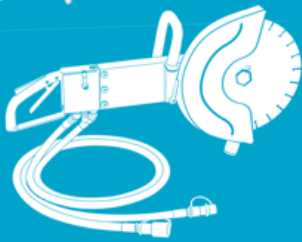


HANDHELD HYDRAULIC EQUIPMENT



Atlas Copco





YOUR BUSINESS IS IN GOOD HANDS

Hydraulics lets you do more in less time. It allows tools to hit harder with less vibration and noise. Hydraulics is simply better.

The first time you see a hydraulic breaker you might think it's nothing special. It's compact, quiet and appears to vibrate less than electric and pneumatic tools. But there's more to it than meets the eye.

When you press the trigger you'll be in for a surprise. Hydraulic oil is a powerful energy transmitter. A nine

horsepower power pack delivers the same power at the tool tip as a 20 horsepower diesel compressor engine.

In fact, for the price of one compressor and breaker you can buy two complete hydraulic power pack/breaker packages. And hydraulics pays even when it's turned off. The energy efficient power packs are

small enough to fit on a shelf or in a service van saving you fuel. Two people can carry the power pack with ease.

If you already use hydraulic tools, you know what you get. If you're new to hydraulics, you and your business are in good hands.

KNOW YOUR **HYDRAULICS**

Here are the essentials on why and when hydraulics is the best choice to get the work done on time and on budget.

With just one or two moving parts, there's minimal wear and very few parts to replace. These tools require very little service. Hydraulics work in a closed loop so dirt and moisture are kept out. And due to the no-spill, flat-face couplings, it's easy to keep the system clean. Hoses are fitted with high quality couplings, they comply with EHTMA (European Hydraulic Tool Manufacturers'

Association) standards. That means easy, fast and safe connections even in applications with high concentrations of dust and dirt. Operators like hydraulic tools because they offer lower vibrations than many other tools available on the market. And since they don't emit any exhaust air, noise levels are kept down. Many times, you won't even need a power pack at all. Hydraulic

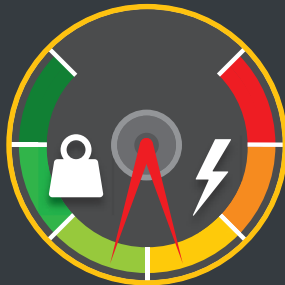
tools can be connected to a range of different power sources such as excavators, trucks, skid-steers and tractors. That means hydraulics is great for those quick one-day jobs: fencing, braking up paving for cables or piping.

HYDRAULIC GUIDE



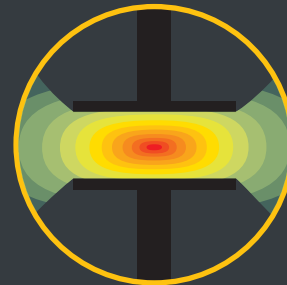
HOW

It's a closed loop system with minimal wear and very few parts to replace.



WHY

Hydraulic systems are practically maintenance free and has the best power to weight ratio of all power systems.



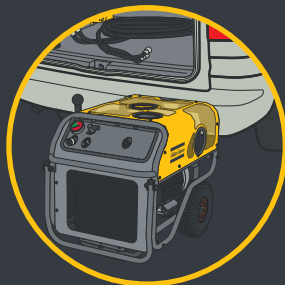
WHAT

Hydraulic oil can withstand extreme pressure and that makes it a powerful energy transmitter.



WHO

Great if you are part of a construction firm, a rental firm and if you are a professional on the move who need lots of power for one tool at a time.



WHERE

Hydraulic tools are great on the road, in a mine, on a farm or a construction site. High power to weight ratio means the power pack fits in an ordinary service van.

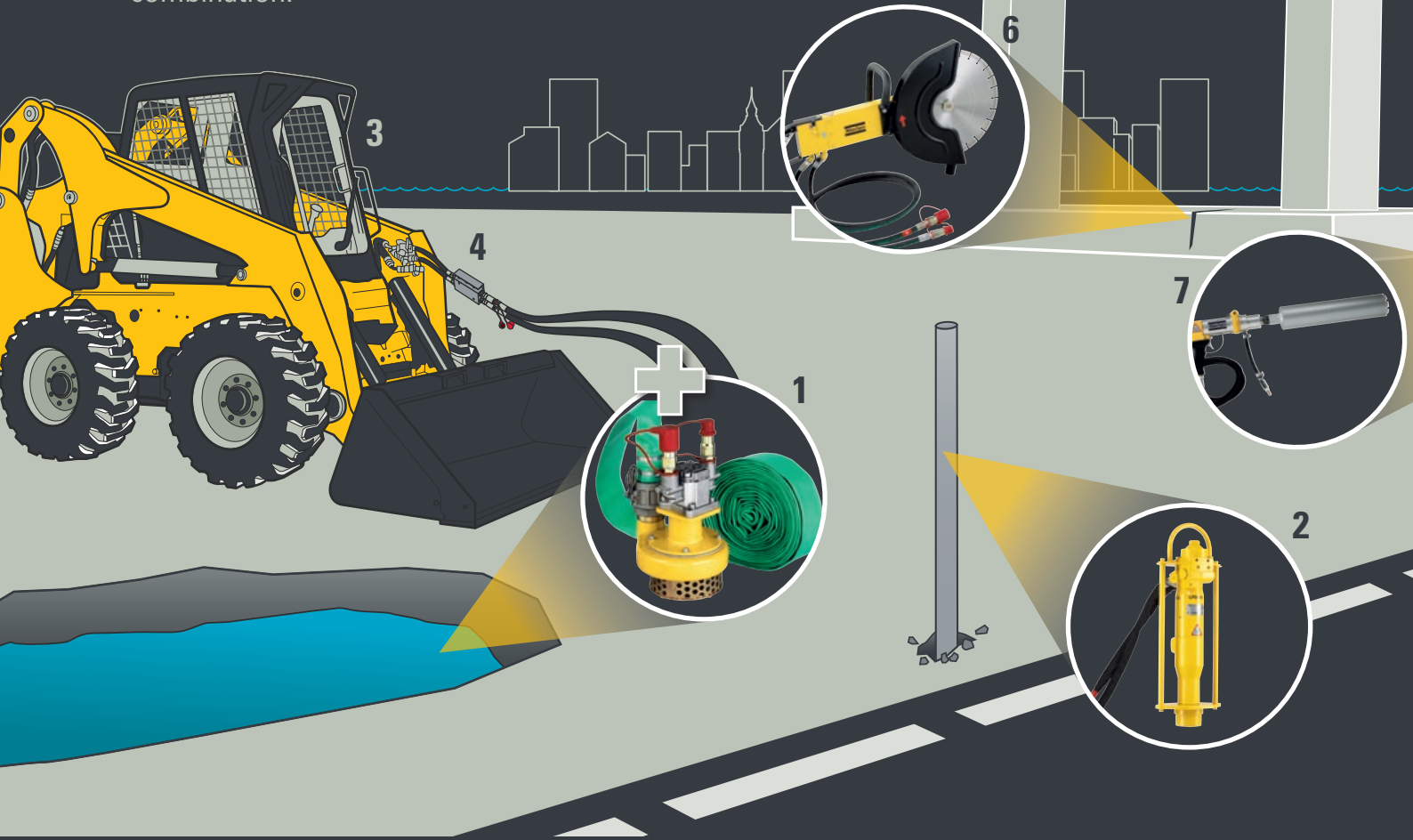


WHEN

To handle every challenge fast with lots of power.

THE *ULTIMATE* POWER COMBO

Hydraulic solutions give the best power to weight ratio available. The multitude of tools and light, yet impressive power packs create the ultimate work combination.



THE *P.O.W.R.* OF HYDRAULICS

The P.O.W.R. of hydraulics lets you change tools with ease and run all available tools with the same power pack or excavator.

PERFORMANCE - AT LOW COST

Buy two complete hydraulic power pack/breaker packages for the price of one compressor and breaker. More power at less cost.

OUTPUT - AT SMALL DIMENSIONS

Take this example: A nine horse power hydraulic power pack delivers the same power at the tool tip as a 20 hp diesel compressor engine.

WHEREVER - EASY ACCESS ON SITE

The incredible power-to-weight ratio lets you carry around lot of power on your own. And the power packs are small enough to fit in a van.

RELIABLE - MORE UPTIME

With just one or two moving parts, there's minimal wear to hydraulic tools and very few parts to replace.



APPLICATIONS

1. PUMPING FOR SAFETY

A hydraulic pump has few moving parts and can handle clean and contaminated water, mud, slurry and particles of up to 60 mm in diameter.

2. POST RAMMING BY REMOTE

Our hydraulic post rammer is nimble and can be fitted with a valve for remote action. It's great for both tall and short posts.

3. POWER FOR ALL OCCASIONS

Working indoors? Or do you use diesel fuel for other machinery and would like to use it with your hydraulic tools as well? There is a power pack for all occasions.

4. GO WITH THE FLOW

The LFD oil flow dividers are great for every tool that is connected to a source with more

flow than the tool is designed for. And they allow HBP-versions to be attached to an excavator or skid steer.

5. ROCK DRILLING

Hydraulic tools pack the best punch and vibrates less than other tools connected to other power sources. That means you can work longer and be more efficient.

5. CUTTING

Cut concrete, asphalt and steel. Direct drive and simple machinery means high productivity and reduced maintenance.

7. CORE DRILLING

Core drills are relied on to install drainage, sewer and water pipes, plus cable and ventilation ducts where large and deep holes are needed.

8. HORIZONTAL WORK

The LH11 pick hammer is ideal for horizontal work in brick, mortar and light concrete. Combined with an electric power pack it's an unbeatable indoor companion.

9. BREAKING BETTER

Our breakers come in three versions: Standard, E and HBP. The E-versions reduce vibration by around 70 percent compared to a standard breaker. The HBP is especially made to accept higher back pressure in the return line. HBP breakers can be operated from almost any hydraulic outlet.

BREAK ANYTHING ANYWHERE

We can help you handle any situation where a breaker or hammer is required. With the right tools you can break anything, anywhere.

PICK HAMMER **HORIZONTAL SPECIALIST**
The LH11 is ideal for horizontal demolition of brick, mortar and light concrete. It has a D-handle and a detachable front handle as option. The LH 11 is a great choice if you work in renovation, demolition and for structural alteration jobs.

LIGHT-WEIGHT **LIGHT MULTI-PURPOSE**
Our LH 180 and LH 190 E are used to break brickwork, frozen soil, asphalt, concrete, as well as for tamping and compaction. The breakers are popular with contractors and rental firms for indoor and outdoor renovation and demolition jobs.

MEDIUM WEIGHT **MEDIUM MULTI-PURPOSE**
The LH220/230 E are among the best general purpose breakers available in the 23-28 kg range. They are commonly used with 5” asphalt chisels for road building and maintenance applications, but also work well in brickwork, frozen soil and concrete.

HEAVY-DUTY **HEAVY MULTI-PURPOSE**
Breaking frozen soil, asphalt and reinforced concrete takes heavy-duty breakers. The LH 270 and LH 280 E are considered among the best in their class.

SUPER HEAVY-DUTY **WHEN THE GOING GETS TOUGH**
The LH 390 and LH 400 E are two of the most powerful handheld breakers in the world. They are used for demanding jobs in heavy asphalt, reinforced concrete and foundations.

All HBP breakers come with nipples that allows the breakers to be operated at different l.p.m than they are factory set to.

Standard breakers (incl HBP version)			LH 180	LH 220	LH 220 HBP	LH 270	LH 270 HBP	LH 390	LH 390 HBP
Weight incl hoses ¹	kg		19.5	22.5	22.5	26.5	26.5	33	33
Length ¹	mm		650	690	690	765	765	765	765
Oil flow	l/min		20	20-30	20-30	20-30	20-30	30-40	30
Working pressure	bar		95-110	105-125	115-130	110-125	115-130	110-125	115-130
Max back pressure	bar		10	15	35	15	35	15	20
Impact rate	blows/min		1,400	1,500-2,100	1,500-2,100	1,350-1,750	1,350-1,750	1,150-1,600	1,150-1,600
Vibration level 3 axes (ISO 28927-10) ^{2,3}	m/s ²		15.1	17.3	17.4	18.2	18.1	20.1	20.1
Sound power level guaranteed (2000/14/EC) ³	Lw dB(A)		107	107	107	110	110	106	106
Sound pressure level (ISO 11203) ³	Lp, r=1m dB(A)		93	94	94	95	95	93	93
EHTMA class			C	C/D	C/D	C/D	C/D	D/E	D
Part number, shank size: Hex	25x108	mm	1801 3443 36	1801 3543 46	1801 3546 87	-	-	-	-
	28x152	mm	1801 3443 37	1801 3543 47	1801 3546 88	1801 3643 56	1801 3646 97	1801 3743 64	1801 3747 05
	28x160	mm	1801 3443 38	1801 3543 48	1801 3546 89	1801 3643 57	1801 3646 98	1801 3743 65	1801 3747 06
	32x152	mm	1801 3443 39	1801 3543 49	1801 3546 90	1801 3643 58	1801 3646 99	1801 3743 66	1801 3747 07
	32x160	mm	1801 3443 40	1801 3543 50	1801 3546 91	1801 3643 59	1801 3647 00	1801 3743 67	1801 3747 08

1) LH 180 and LH 220 measured with Hex 25, LH 270 and LH 390 measured with Hex 32. 2) LH 180 and LH 220 measured at 20 l/min, LH 270 and LH 390 measured at 30 l/min. 3) Important: Full details of measurement are available in the Safety and Operating Instruction of the product (part no 3392 5206 01). It can be found on www.acprintshop.com

Pick hammer

Easy gripping

The D handle is easy to grip. It also has a removable front handle as option.



LH
11

Light weight

LH11 is ideal for horizontal work in brick, mortar and light concrete.

Multi-purpose breaker

Healthy

Low vibration values, low noise levels and slim design makes this breaker a tool to use for many years to come.



LH
230E

You've got power

High power to weight ratio means you get more done with a smaller breaker.

What to break

The LH 230 E is perfect for medium and hard materials such as asphalt and concrete

GREAT
ERGONOMICS

E = Ergonomic

The vibro reduction abilities of this breaker lets you work for more than 8 hours without risking injuries.

Hammer		LH 11
Weight incl hoses	kg	15.5
Length	mm	650
Oil flow	l/min	20
Working pressure	bar	80-100
Max back pressure	bar	10
Impact rate	blows/min	2,300
Vibration level 3 axes (ISO 28927-10) ¹	m/s ²	16.5
Sound power level guaranteed (2000/14/EC) ³	Lw dB(A)	105
Sound pressure level (ISO 11203) ³	Lp, r=1m dB(A)	93
EHTMA class		C
Part number, shank size: Hex	22x82.5 mm	1801 1741 18

Important: Full details of measurement are available in the Safety and Operating Instruction of the product (part no 9800 0683 90). They can be found on www.acprintshop.com



Lift it up

The LH11 is light enough to lift and powerful enough to do a good job.

Vibro-reduced breakers (incl HBP version)		LH 190 E	LH 230 E	LH 230 E HBP	LH 280 E	LH 280 E HBP	LH 400 E	LH 400 E HBP
Weight incl hoses ¹	kg	25	28	28	32.5	32.5	39	39
Length ¹	mm	650	690	690	765	765	765	765
Oil flow	l/min	20	20-30	20-30	20-30	20-30	30-40	30
Working pressure	bar	95-110	105-125	115-130	110-125	115-130	110-125	115-130
Max back pressure	bar	10	15	35	15	35	15	20
Impact rate	blows/min	1,400	1,500-2,100	1,500-2,100	1,350-1,750	1,350-1,750	1,150-1,600	1,150-1,600
Vibration level 3 axes (ISO 28927-10) ^{2,3}	m/s ²	5	4.8	4.9	6	5.8	5.4	6.4
Sound power level guaranteed (2000/14/EC) ³	Lw dB(A)	107	107	107	110	110	106	106
Sound pressure level (ISO 11203) ³	Lp, r=1m dB(A)	93	94	94	95	95	93	93
EHTMA class		C	C/D	C/D	C/D	C/D	D/E	D
Part number, shank size: Hex	25x108 mm	1801 3443 41	1801 3543 51	1801 3546 92	-	-	-	-
	28x152 mm	1801 3443 42	1801 3543 52	1801 3546 93	1801 3643 60	1801 3647 01	1801 3743 68	1801 3747 09
	28x160 mm	1801 3443 43	1801 3543 53	1801 3546 94	1801 3643 61	1801 3647 02	1801 3743 69	1801 3747 10
	32x152 mm	1801 3443 44	1801 3543 54	1801 3546 95	1801 3643 62	1801 3647 03	1801 3743 70	1801 3747 11
	32x160 mm	1801 3443 45	1801 3543 17	1801 3546 96	1801 3643 63	1801 3647 04	1801 3743 71	1801 3747 12

¹ LH 190 E and LH 230 E measured with Hex 25, LH 280 E and LH 400 E measured with Hex 32. ² LH 190 E and LH 230 E measured at 20 l/min, LH 280 E and LH 400 E measured at 30 l/min.


³ Important: Full details of measurement are available in the Safety and Operating Instruction of the product (part no 3392 5206 01). It can be found on www.acprintshop.com

Rock drill

HARD ROCK HARDER HYDRAULICS

Rocks are hard. Just like our rock drills.

This lightweight tool is designed for drilling blast, anchor and rock splitting holes. The LHD 23 M rock drill is used for example by contractors, armies and utilities who want convenient and efficient way to drill without a large compressor. With standard integral steel, it drills diameters of up to 50 mm and depths down to approximately six meters. The LHD 23 M uses hydraulic power for impact and rotation. A small additional compressor is needed for flushing.



When to use it

When you want convenient and efficient drilling without large compressors.

What you can do

The LHD 23 M drills down to six metres depth (20 ft) and up to 50 mm in diameter (2 in).

You're protected

The torque limiter prevents a kick-back when you're drilling.

Better drilling

A drifter version for separated operation of impact and two way rotation is available



ACTION 1: PERCUSSIVE IMPACT

Percussive drilling breaks the rock by hammering impacts transferred from the rock drill to the drill bit at the bottom of the hole.



ACTION 2: FEED FORCE

The purpose of the feed force is to keep the drill bit in close contact against the rock. The engineering challenge is to combine high feed force with good rotation.



ACTION 3: ROTATION

Rotation moves the drill bit to a new position to make the next blow as effective as possible. When the drilling starts you need even and smooth rotation.



ACTION 4: FLUSHING

Drill systems with a high output need good flushing technology to be able to remove drill cuttings. Particle size, shape and material affect the flushing methods.

Rock drill		LHD 23 M
Weight (incl hoses)	kg	26
Service weight	kg	28.5
Oil flow	l/min	20-25
Working pressure	bar	100-140
Max back pressure	bar	15
Impact rate (at 25 l/min)	blows/min	2,550
Revolutions	rpm	320-400
Torque	Nm	30
Vibration level 3 axes (ISO 28927-10) ¹	m/s ²	11.7
Sound power level guaranteed (2000/14/EC) ¹	Lw dB(A)	118
Sound pressure level (ISO 11203) ¹	Lp, r=1m dB(A)	104
EHTMA class		C
Shank size: Hex	mm	22x108
Part number, CW version (clockwise rotation)		1801 3800 01
Part number, CCW version (counter clockwise rotation)		1801 3800 02

¹ Important: Full details of measurement is available in the Safety and Operating Instruction of the product (part no 3392 5013 01). It can be found on www.acprintshop.com



Submersible pumps

HYDRAULICS MAKES PUMPING SAFER

Submersible pumps are machines that simply mustn't fail. That's why you should go hydraulic.

Submersible pumps are used in a wide range of applications. They are great at continuous pumping of clean or contaminated water on building sites. And they do marvels in flooded excavations and cellars. The pumps are driven by a built-in hydraulic motor featuring a special drive shaft, seal and bearings. Our pumps are cooled and lubricated by the hydraulic oil and can be left to run dry without damage. The performance is impressive considering their size and weight. They provide heads of 25 and 32 meters and output of 840 and 1,920 l/min.

The two inch submersible water pump can handle small stones and debris of up to 10 mm. It's an ideal all-round pump for municipalities, water and waste utilities and rescue services. It is also widely used in general construction and road services /maintenance work.

The three inch submersible trash pump can be used in similar applications. But the LTP3 can also handle more extreme contamination. It pumps mud and slurries containing stones and particles of up to 60 mm in diameter.




Pumps		LWP 2	LTP 3
Weight (rounded)	kg	11	13
Width	mm	225	300
Oil flow	l/min	18-24	26-38
Working pressure	bar	100	140
Max pressure	bar	172	172
Pump head max	m	25	32
Pump flow max	l/min	840	1,920
Discharge	in	2	3
Solids handling up to:	mm	10	60
EHTMA class		C	D
Part number ¹		1806 1014 34	1806 1014 35

1) 10 m hose included.

All rounder
The LWP 2 is great for municipalities, water and waste utilities and rescue services.

Safety first
The hydraulic motor is spark proof and it can run dry without risk of being damaged.

LWP 2



Light weight

The LWP 2 only weighs 11 kg (24 lb) and fits easily in confined spaces.

Give it any task

Pumps clean water, contaminated water and slurry.

Easy handling

The LWP2 comes with a ten metre discharge hose fitted with quick-release couplings.

Spark proof

A spark proof motor is an important safety measure when pumping contaminated fluids.

GREAT SAFETY

Where to use

Use the LTP 3 on building sites, in flooded excavations, cellars and in wells.

LTP 3



Easy handling

The LTP3 is equipped with a ten metre discharge hose and quick-release couplings.

Heavy-duty dirt

The can handle extreme contamination; mud and slurries containing particles of up to 60 mm in diameter.

Extra hose		2 inch	3 inch
Length	m	10	10
Connection	mm	50.8	76.2
Weight	kg	3.4	3.8
Comments		Snap-lock quick-release coupling, female	
Part number		3378 0021 00	3378 0021 01

Cut-off saws

SIMPLE MEANS SHARP

Make a quick job of cutting concrete, asphalt and steel. It's simple.

Our hydraulic cut-off saws are simple in design – but don't be fooled. The direct drive and simple machinery means high productivity and reduced maintenance – especially in comparison with belt-driven saws. The compact, slim design and open cutting face give you a good overview of your work. With the help of a lightweight cart you can use the saws for floor, road and other light surface jobs. And thanks to hydraulics and direct drive the saws work perfect even under water.

Simple and strong

The LS 16 and LS 14 are simple in design. That means less maintenance and more done.

SAVE TIME AND MONEY

Power to cut

The power-to-weight ratio is high and the direct drive makes the saw efficient.



LS 16

Sight for safety

The cutting face is clearly visible while you are working.



What to cut

Put the saw to work on concrete, reinforced concrete, asphalt and steel. Use dry and wet diamond discs and abrasive steel cutting discs.



Be mobile!

With the optional lightweight cart you can make straight cuts with ease.

Cut-off saws		LS 14	LS 16
Weight (incl hoses)	kg	12	13
Service weight (incl disc)	kg	13.5	15
Oil flow	l/min	20-30	20-40
Max pressure	bar	172	
Revolutions	rpm	2,500-4,000	2,000-4,000
Speed	m/s	46-75	42-85
Disc size	mm	355	405
Arbor size	mm	25.4	
Cutting depth	mm	133	160
Vibration level 3 axes (ISO 28927-8) 20 lpm ¹	m/s ²	4.9	
Sound power level guaranteed (2000/14/EC) ¹	Lw dB(A)	108	116
Sound pressure level (ISO 11203) ¹	Lp, r=1m dB(A)	94	102
EHTMA class		C/D	C/D/E
Part number		1809 0140 01	1809 0160 00

LSC Cart		
Comments		incl. water kit
Weight	kg	25
Part number		1809 0010 01

¹) Important: Full details of measurement is available in the Safety and Operating Instruction of the product (part no 3392 5042 01). It can be found on www.acprintshop.com

Water kit and diamond disks, please go to page 18 .

Core drills

WHEN YOU NEED CORE CONTROL

Torque is good but you need control to be safe. Our hydraulic core drills are both safe and powerful.

Due to the hydraulic control of the drill torque, these core drills give very low kickback should drill bits jam. This helps you to maintain control, even when working on holes of 200 mm in diameter and above. Core drills are used by professionals in a wide range of applications including building renovation and utility works. They are relied on to install drainage, sewer and water pipes, plus cable and ventilation ducts where large and deep holes are needed. Core sampling in asphalt roads is another perfect application for this high performing drill.

The core drills offer spark-free operation – since there are no electrical components – and so can be used inside buildings and even underwater. With a standard round, 60 mm front-end, you can use Atlas Copco core drills with the majority of commonly available drill stands.

Well prepared

The core drills are prepared to fit in standard drill stands.

Get stronger

The LCD 500 and 1500 can be used for wet diamond core drilling on the toughest jobs

LCD 500



No sparks

There are no electrical components, which means it's safe to use the hydraulic core drills indoors and even under water.



Safer with torque control

Due to the non-kick back operation, you can drill holes of up to 200 mm (8 in) in diameter free hand.



Easy transport

To make transport safe and easy, the core drill is delivered in a strong steel case.

Use any drill stand

The standard round, 60 mm front-end means you can use the majority of commonly available drill stands.



Drill chuck

Core drills		LCD 500	LCD 1500
Weight (incl hoses)	kg	9.5	9
Service weight (incl hoses and Ø 112 mm tool)	kg	13	
Length (without drill)	mm	414	406
Oil flow	l/min	20-30	
Working pressure	bar	60-120	
Revolutions	rpm	600-900	1,500-2,250
Drill diameter	mm	50-202	12-75
Thread female (drive shaft) ¹	in	½" BSP	½" BSP
Vibration level 3 axes (ISO 28927-5), 20 lpm ²	m/s ²	3.1	2.7
Sound pressure level (ISO 11203) ²	Lp, r=1m dB(A)	<70	
EHTMA class		C/D	
Part number		1806 1014 38	1806 1014 39

1) 1/2" BSP male x 1 1/4 UNC male drive adaptor included for use of larger diameter core bits. 2) Important: Full details of measurement is available in the Safety and Operating Instruction of the product (part no 3392 5189 01). It can be found on www.acprintshop.com Water kit, see page 22.

Drill chuck		
Comment		for steel and wood drilling
Length	mm	100
Weight	kg	0.4
Drill diameter		Chuck 1.5 - 13 mm (1/16" - 1/2") Incl. 1/2" x 3/8" BSP adaptor
Part number		3371 8077 68

Post drivers

DRIVE POSTS BY REMOTE

The push-down trigger system is perfect for driving light fences, tent stakes and ground rods. A remote valve gives you extra reach.

The LPD-LD is the perfect all-round driver. It has a built-in anvil and a front end that allows for a quick mount of adaptors and bushings for small diameter rods. Special composite guiding bushings called PTFE protects the zinc or copper surface from the driving rod. The sliding surface of the composite material permits smooth, low-friction operation.

The LPD-T comes with a standard 0.5 meter quick-release coupling tail hose. It has a build-in start/stop trigger that the you can activate directly on the driver.

The LPD-RV comes with a two meter long tail hose. It has a remote on/off valve, which allows you to activate the driver when it is placed on top of tall posts.

The post drivers accept a high back pressure in the return line, which allow you to operate from almost any hydraulic outlet – even on skid steers with high return pressure systems - or when extremely long hoses are needed.



Multi-hydraulic

The post drivers allow you to operate from almost any hydraulic outlet.



LPD
HD-RV

Short poles

The driver has a built in on/off valve for short pole driving.

Composite protection

PTFE composite guiding bushings protects the inner surface from friction.

Remote

The remote-controlled valve lets you run the driver with both open- or closed-centre systems.

Great for ...

Drive in road barrier tubes, profiles, signposts, fences and a wide range of anchors and poles.



LPD
HD-T



LPD Adaptor

There are several adaptors for our hydraulic drivers.

Post drivers		LPD-LD-T	LPD-T	LPD-RV	LPD-HD-T	LPD-HD-RV
Activation type		By trigger lever	By trigger lever	By remote valve	By trigger lever	By remote valve
Hydraulic system		Open centre	Open centre	Open- or closed-centre	Open centre	Open- or closed-centre
Service weight	kg	18 ¹	34 ²	35 ²	45 ³	46 ³
Oil flow	l/min	20	20-30	20-30	28-40	28-40
Working pressure	bar	80-100	105-140	105-140	105-125	105-125
Impact rate	blows/min	2,300 (20 l/min)	1,680 (30 l/min)	1,680 (30 l/min)	1,320 (30 l/min)	1,320 (30 l/min)
Post/rod diameters	mm	10-60	40-100	40-100	70-150	70-150
Vibration level 3 axes (ISO 28927-10) 20 lpm ⁴	m/s ²	17.5	12.8	-	20.1	-
Sound power level guaranteed (2000/14/EC) ⁴	Lw dB(A)	116	115	115	118	118
Sound pressure level (ISO 11203) ⁴	Lp, r=1m dB(A)	102	102	102	105	105
EHTMA class		C	C/D	C/D	D/E	D/E
Part number		1801 3940 06	1801 4040 02	1801 4050 02	1801 4140 00	1801 4150 00

1) Service weight will depend on size of adaptor. For further information, consult operating manuals. 2) With square adaptor, 54 mm 3) With anvil rod and head, 148 mm 4) Important: Full details of measurement is available in the Safety and Operating Instruction of the product (part no 3392 5036 01). It can be found on www.acprintshop.com


Guide adaptors and solid adaptors, please go to page 18 .

Hole borer and puller

BEAT THE HARDEST

When you are facing stones and hard soil this post hole borer is your friend.

Compact and powerful, this tool drills holes in hard soil and sand of up to 1.3 meter in depth and 90-350 mm in diameter. It offers reversible rotation and is designed for two-person operation. All augers have interchangeable bits for increased service lifetime. The auger is ideal for fencing and tree planting. It has two-way operation and adjustable torque settings. That means the LPHB can also be used for many other operations with special adaptors. You can for example use it for opening and closing main water line valves.



LPHB

Beat the stones

Two way rotation means the LPHB is ideal for use in stony ground.



Quick change

Change the auger without tools.

Multi talent

The adjustable rotation speed and torque limiter means you can use the LPHB for many applications.

GET A TEN TON GRIP

This is your best choice when removing hard-to-reach crash barriers and road signs.

With hardened jaws and an automatic chain-tightening clamp, this post puller is ideal for removing all kinds of wooden or steel posts including IPE, HPE, UPE profiles and round/square steel tubes. This post puller develops six tons of hydraulic pulling force. With the help of an optional, separate hand lever you boost the pulling force by an extra four tons. Weighing in at just 60 kg, it is the most compact and portable pulling device on the market. It's perfect for on-site road repairs that cannot be accessed by heavy vehicles/excavators with a ten ton lifting capacity.



LPP 10 HD

Got power

The total available pulling force is ten tonnes.

Get a grip

Remove any pole, steel beam or tube with diameter of up to 200 mm (8 in).



Reach anywhere

The main use is repairing barriers. Thanks to its low weight it's great for hard-to-reach areas.

Handheld post hole borer		LPHB
Weight	kg	20
Service weight (incl Ø 200 mm auger)	kg	30.5
Oil flow	l/min	15-40
Working pressure	bar	80-140
Max back pressure	bar	50
Revolutions	rpm	90-240
Auger size diameter	mm	90-350
Torque (at 140 bar)	Nm	315
Vibration level 3 axes (ISO28927-5) 20 lpm ¹	m/s ²	7.4
Sound pressure level (ISO 11203) ¹	Lp, r=1m dB(A)	<70
EHTMA class		C/D/E
Part number		1806 1014 33

Post puller		LPP 10 HD
Service weight	kg	60
Oil flow	l/min	20-40
Working pressure	bar	100-160
Max back pressure	bar	30
Lift capacity per stroke	mm	12-200
Pulling force	kg	6,000
Full pulling force	kg	10,000
EHTMA class		C/D/E
Part number		1801 8100 03

¹) Important: Full details of measurement is available in the Safety and Operating Instruction of the product (part no 3392 5115 01). It can be found on www.acprintshop.com

KEEP YOUR TOOLS RUNNING

Fuel for outdoor use and electric for indoor use.
There is a power pack for every occasion and every need.

Our power packs are specialised to power applications in the range that require 20-40 lpm/170 bar. They're light and compact with well protecting frames. Two people can lift and carry the power packs with ease. And they're so small you can stack them on a shelf or in a minivan. The high power to weight ratio means you save both manpower and fuel

during transport. Foldable handles and big wheels also makes it easy to move the power pack around the work site.

Many of the power packs are equipped with Power On Demand (POD). This hydraulic regulatory system automatically idles the engine when the tool is not in use,

and speeds it up when the tool is re-activated.

The thermostatically-controlled oil cooler allows quick warm-ups and helps protect the hydraulic oil from overheating. Correct working temperatures are achieved within minutes – even during the winter.

Power packs - LP		FOR OUTDOOR USE		9-20 P ¹	13-30 P ^{1,2}	18-30 PE	18-40 PE	18 Twin PE ²	13-20 DEL ²
Engine brand		Honda			B&S Vanguard			Lombardini	
Fuel		Petrol			Petrol			Diesel	
Power	hp	9	13	18	18	18	18	10	
Weight (incl oil)	kg	80	91	119	119	123	116	116	
Dimensions (L x W x H)	mm	630x530x640	745x600x705	790x605x745	790x605x745	755x700x720	745x600x705	745x600x705	
Oil flow	l/min	20	20-30	20-30	20-40	2x20/1x40	20	20	
Max pressure	bar	150	150	172	145	145	150	150	
Fuel capacity	l	6	6.5	8.5	8.5	8.5	5	5	
Hose included		yes	yes	no	no	no	no	no	
Power on Demand (POD)		yes	yes	no	no	yes	no	no	
Oil control: engine oil		yes	yes	yes	yes	yes	no	no	
Electric start		no	no	yes	yes	yes	yes	yes	
Sound power level guaranteed (2000/14/EC) ³	Lw dB(A)	101	101	101	101	101	-	-	
Sound pressure level (ISO 11203) ³	Lp, r=1m dB(A)	87	89	88	89	89	-	-	
EHTMA class		C	C/D	C/D	C/D/E	C/E	C	C	
Part number		1807 0080 50	1807 0110 12	1807 0160 41	1807 0160 38	1807 0160 16	-	-	

Non-CE noise approved versions for sale in all markets outside CE

Part number		1807 0080 51	1807 0110 23	-	1807 0160 40	1807 0160 32	1807 0110 20
-------------	--	--------------	--------------	---	--------------	--------------	--------------

Power packs - LP		FOR INDOOR USE		9-20 E	18-30 E	18-40 E	18 Twin E
Fuel		Electric					
Power	kW	5.5 (3x400 V/16A)	11 (3x400 V/32A)	11 (3x400 V/32A)	11 (3x400 V/32A)	11 (3x400 V/32A)	11 (3x400 V/32A)
Weight (incl oil)	kg	73	131	131	131	135	135
Dimensions (L x W x H)	mm	630x530x640	815x605x745	815x605x745	815x605x745	745x605x705	745x605x705
Oil flow	l/min	20	30	40	40	2x20/1x40	2x20/1x40
Max pressure	bar	150	172	155	155	155	155
Electric start		yes	yes	yes	yes	yes	yes
Sound power level guaranteed (2000/14/EC) ³	Lw dB(A)	96	101	101	101	101	101
Sound pressure level (ISO 11203) ³	Lp, r=1m dB(A)	82	87	87	87	86	86
EHTMA class		C	D	E	E	C/E	C/E
Part number		1807 0080 52	1807 0160 43	1807 0160 42	1807 0160 22	1807 0160 22	1807 0160 22

1) A 7 metre extension twin-hose comes as standard with LP9-20 P and LP13-30 P 2) LP13-30 P, LP13-20 DEL, LP18 Twin PE and + LP18 Twin E with tubular stainless steel frame, please see LP13-20 DEL photo above. 3) Important: Full details of measurement is available in the Safety and Operating Instruction of the product. It can be found on www.acprintshop.com

Power packs

Quick tool change

The variable flow on/off valve allows for easy tool change and slow start-up.

Uptime is cool

Built-in hydraulic oil cooler extends component lifetime and increases reliability in tough, hot conditions.

Just go!

One person can easily move the power pack around the site thanks to the foldable handle and the large wheels.

Serve and protect

A robust frame and strong panels protect all vital parts. All service points are easily accessible.



LP
9-20 P

Easy to read

All power packs feature a large, easy-to-read filter gauge that indicates when it's time to change the filter.

Easy oil check

To facilitate control and refills of hydraulic oil, the sight glass and filler cap are placed together.



Designed for speed

The easy controls, clear instructions and a logical layout of the front panel makes work quicker and safer.

Fire without smoke

Go for an electric power pack when you want to skip exhaust fumes and emissions.



LP
18-40 E

Uptime is in the details

Quality pays off. That's why we use Lombardini, B&S Vanguard and Honda engines.



Light lifting

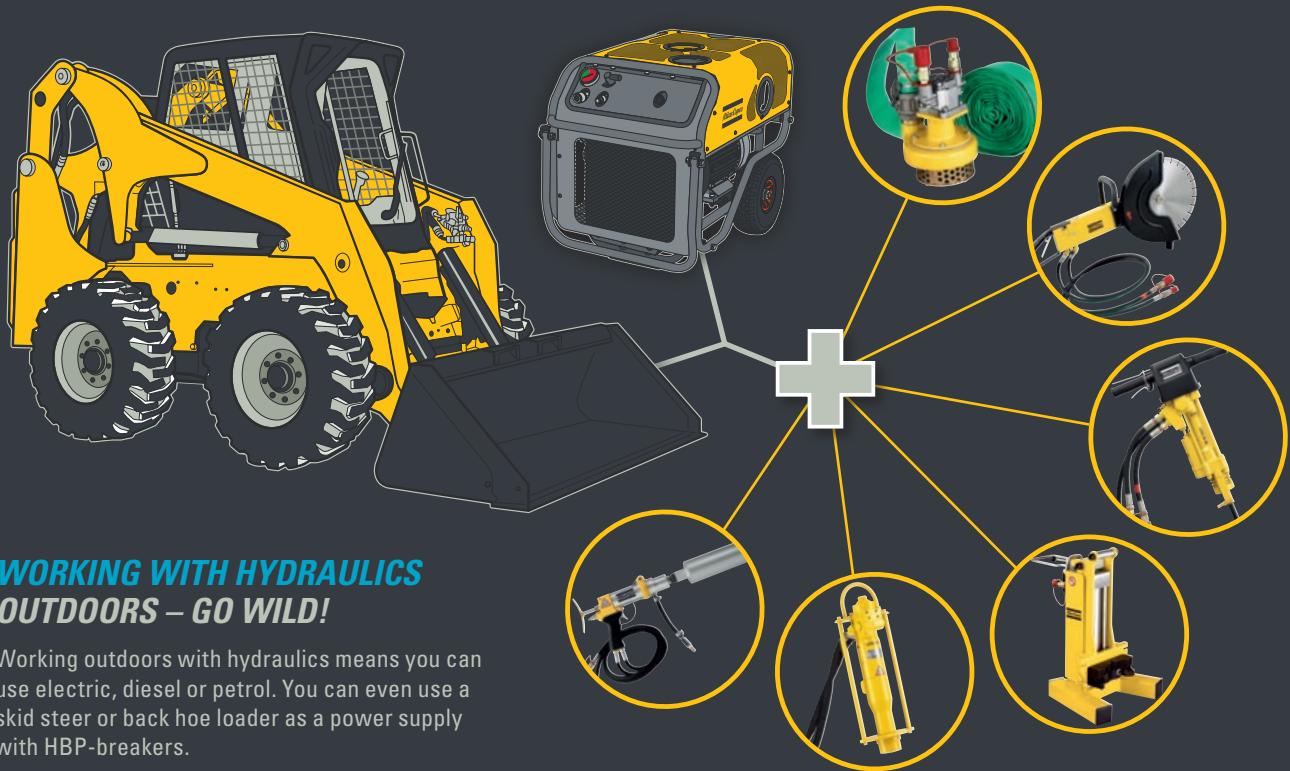
You can easily move the power pack with the help of a friend. And it fits in a service van.

LP
13-20 DEL



NEED FOR **SPEED** AND POWER

If you need lots of power and the ability to change tools quickly, hydraulics is for you. Hydraulics lets you work both indoors and outdoors.



WORKING WITH HYDRAULICS OUTDOORS – GO WILD!

Working outdoors with hydraulics means you can use electric, diesel or petrol. You can even use a skid steer or back hoe loader as a power supply with HBP-breakers.



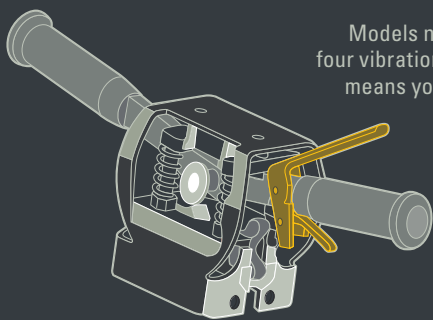
WORKING WITH HYDRAULICS INDOORS – GO ELECTRIC

When you want to work without exhaust fumes an electric power pack is your ideal workmate. It's great for indoor work, tunneling and other on-site jobs that require a clean working environment.

- Runs any EHTMA tools that require 20 l/m
- Low weight: 5,5 kW 3x400 v/16 amp industrial motor
- Total weight: 68 kg
- Built-in thermo relay
- CE connector with phase switch for correct pump rotation
- Large filter gauges, thermostatic filter control and filter by-pass
- On/off lever for quick tool change
- Foldable handle with cross bar
- Fully protected motor
- Easy to remove hydraulic parts

HYDRAULIC BREAKER GUIDE

Hydraulic breakers offer the best power to weight ratio available. Here's how they work.



E is good for business

Models named E have handles with four vibration dampening springs. That means you can work longer without risking your health.

Hydraulic accumulator

The cast iron, hydraulic accumulator is charged with nitrogen to make sure the breaker works in both low and high temperatures.

Great spool design

The spool and socket are lightweight and made from hardened alloy steel. Precise dimensions guarantees spool accuracy.

Valve housing

Made from hardened cast iron, the valve housing is lightweight, compact and integrates three valves to supply the flow you need.

Piston for every pressure

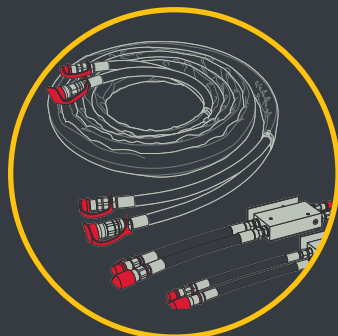
The piston allows a heavy strike over the tool. Pistons for HBP versions are designed to work normally with high back pressure.

Cylinder

The precise dimensions of the cylinder guarantee piston accuracy, uptime and better overall efficiency.

Accessories

High back pressure breakers (HBP) require an oil flow divider: OFD 20 or OFD 30. An extension hose gives extra working width.



THIS IS HBP

HIGH BACK PRESSURE-ENABLED BREAKERS

The HBP-breakers are made to handle high back pressure. It's great for instance when working with a skid steer as a power source or if you are working with particularly long hoses. An ordinary breaker will lose power in those circumstances. It can even be damaged. High back pressure occurs when hydraulic flow in a return line is restricted. It causes a build up of pressure backwards through the line. The pump has to produce more power to overcome the back pressure, which in turn reduces flow in the system.

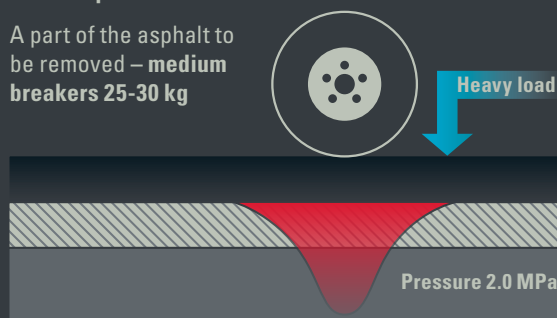
BREAKING PAVEMENTS THE RIGHT WAY

Asphalt is a flexible wearing course. A reinforced concrete course is rigid and can handle heavier loads than asphalt. That means you should use different breakers for different pavements.

ASPHALT – USE MEDIUM BREAKERS

Flexible pavement

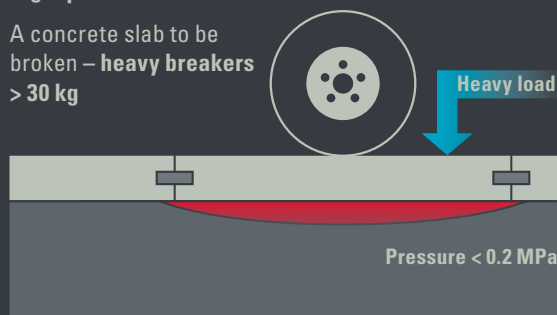
A part of the asphalt to be removed – medium breakers 25-30 kg



REINFORCED CONCRETE – USE HEAVY BREAKERS


Rigid pavement

A concrete slab to be broken – heavy breakers > 30 kg



Cut-off saws

Diamond discs		Concrete diamond disc		Asphalt diamond disc	
Blade size	mm	355	405	355	405
Arbor hole diameter	mm	25.4		25.4	
Weight	kg	1.6	2.3	1.6	2.6
Comments		Cutting concrete & concrete reinforcement		Cutting asphalt	
Part number		3378 0050 57	3371 8097 27	3378 0050 58	3371 8097 26



Water kit with pressure tank		
Water volume	l	10
Size (W x H x D)	mm	220 x 620 x 250
Weight	kg	8
Comments		Water supply for LCD core-drill and LS cut-off saw
Part number		3371 8090 02

Diamond core bit



Water kit with pressure tank



Core drills

Diamond core bits (thread size 1 1/4 UNC)		Ø 62	Ø 82	Ø 102	Ø 112	Ø 132	Ø 152	Ø 162	Ø 200
Length	mm	450							
Weight	kg	1.7	2.4	3.2	3.7	4.6	6	6.3	9.9
Drilling material		Concrete, reinforced concrete and brickwork							
Part number		3378 0050 61	3378 0050 62	3378 0050 63	3378 0050 64	3378 0050 65	3378 0050 66	3378 0050 67	3378 0050 68

Post drivers

Guide adaptors for LPD HD-T & LPD HD-RV

Shape	Description	Part number
Rectangular	For IPE/Sigma/C 100 mm beams	3371 8060 45
Rectangular	For IPE/C 120 mm beams	3371 8060 46
Round	For 2 1/2" tubes and 70-75 mm poles	3371 8060 47
Round	For 3" tubes and 80-85 mm poles	3371 8060 48
Round	For 3 1/2" tubes and 95-100 mm poles	3371 8060 49
Round	For 4" tubes and 105-110 mm poles	3371 8060 50
Round	For 5" tubes and 125-135 mm poles	3371 8060 51

Solid adaptors for LPD-HD-T & LPD-HD-RV *

Shape	Description	Part number
Round	For 6" tubes and 140 mm poles	3371 8060 52
Round	For Ø135-145 mm tubes	3371 8060 53
Round	For Ø105-115 mm tubes	3371 8060 54
Round	For Ø150 mm poles	3371 8060 55



Adaptors for LPD-T & LPD-RV *

Shape	Post/ profil dimension	Part number
Universal	-	3371 8060 33
Round	up to 96 mm	3371 8060 34
Square	up to 54 mm	3371 8060 32

Adaptors for LPD-LD-T *

Shape	Post/ profil dimension	Part number
Round	up to 16 mm	3371 8060 56
Round	up to 25 mm	3371 8060 57
Round	up to 62 mm	3371 8060 58

Post puller

Post puller lever kit		
Weight	kg	10
Part number		3371 8101 48



Post hole borer

Auger		Ø 90	Ø 150	Ø 200	Ø 250	Ø 280	Ø 360
Length	mm	870					
Weight	kg	7	8.9	10.5	15	17.2	21
Part number		3378 0050 45	3378 0050 46	3378 0050 44	3378 0050 47	3378 0050 49	3378 0050 48

Auger extension rod		
Weight	kg	5
Length	mm	500
Part number		3378 0050 55

Shank H 22 x 82.5 mm	Working length	Total length	Tip width	Part number
Moil point	380	475	-	3083 3242 00
	1,000	1,095	-	3083 3243 00
Narrow chisel	380	475	25	3083 3244 00
	1,000	1,095	25	3083 3245 00
Wide chisel	380	475	75	3083 3246 00
Asphalt cutter	380	475	125	3083 3069 00
Digging chisel	450	545	75	3083 3247 00
Digging spade	400	495	120	3083 3248 00
Clay spade	430	525	125	3083 3249 00
Wedge chisel	380	475	35	3083 3250 00
Shaft for tamping pad	310	405	-	3083 3251 00
Tamping pad, round	-	-	∅175	3083 3252 10
Tamping pad, square	-	-	∅175	3083 3239 00
Driver pad, round	-	-	∅100	9245 2817 90

Shank H 25 x 108 mm	Working length	Total length	Tip width	Part number
Moil point	380	500	-	3083 3253 00
Narrow chisel	380	500	25	3083 3254 00
Wide chisel	380	500	75	3083 3255 00
Digging chisel	380	500	75	3083 3256 00
Digging spade	380	500	120	3083 3257 00
Clay spade	430	550	125	3083 3033 00
Wedge chisel	380	500	35	3083 3258 00
Shaft for tamping pad	280	400	-	3083 3259 00
Tamping pad, round	-	-	∅175	3083 3252 10
Tamping pad, square	-	-	∅175	3083 3239 00
Driver pad, round	-	-	∅100	9245 2817 90
Tie tamper	570	-	∅90	3083 3320 00

Shank H 28x 160 mm	Working length	Total length	Tip width	Part number
Moil point	380	546	-	3083 3271 00
	450	616	-	3083 3272 00
	1,000	1,166	-	3083 3273 00
Narrow chisel	390	556	36	3083 3274 00
	450	616	36	3083 3275 00
	1,000	1,166	36	3083 3276 00
Wide chisel	380	546	75	3083 3277 00
Asphalt cutter	300	466	115	3083 3278 00
Digging chisel	380	546	75	3083 3279 00
Digging spade	380	546	125	3083 3280 00
Clay spade	380	546	140	3083 3281 00
Wedge chisel	400	566	40	3083 3282 00
Shaft for tamping pad	230	396	-	3083 3283 01
Tamping pad, round	-	-	∅180	3083 3301 00
Tamping pad, square	-	-	∅150	3083 3302 00
	-	-	∅200	3083 3197 00
Tie tamper	565	-	∅100	3083 3319 00

Shank H 32x 160 mm	Working length	Total length	Tip width	Part number
Moil point	380	546	-	3083 3205 00
	450	616	-	3083 3206 00
	1,000	1,166	-	3083 3207 00
Narrow chisel	380	546	36	3083 3208 00
	450	616	36	3083 3209 00
	1,000	1,166	36	3083 3210 00
Wide chisel	380	546	75	3083 3211 00
Asphalt cutter	300	466	115	3083 3212 00
Digging chisel	380	546	75	3083 3213 00
Digging spade	380	546	125	3083 3214 00
Clay spade	380	546	140	3083 3215 00
Wedge chisel	400	566	40	3083 3216 00
Shaft for tamping pad	235	401	-	3083 3218 01
Tamping pad, round	-	-	∅180	3083 3301 00
Tamping pad, square	-	-	∅150	3083 3302 00
	-	-	∅200	3083 3197 00
Tie tamper	565	-	∅100	3083 3217 00
	745	-	∅100	3083 3217 10

Power pack bio oil		
Oil volume	l	4
Part number		3371 8077 51



Extension hoses			
Length	m	7 ²	12
Hose diameter ¹	in	1/2"	1/2"
EHTMA class		C/D/E	C/D
Part number		3371 8010 87	3371 8010 89

Extension hose



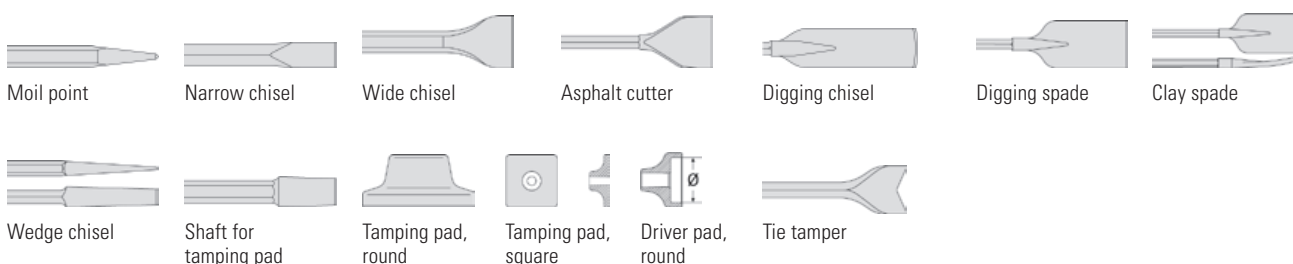
Oil-flow divider



Oil-flow divider *	LFD 20	30	
Max oil flow rate	l/min	60	120
Regulated oil flow rate	l/min	20 ¹	30 ²
EHTMA class		C	D
Part number		1801 1632 29	1801 1642 32

1) Fitted with flat face quick release couplings. 2) A 7 m twin extension hose comes as standard with LP9-20 P and LP13-30 P power packs, see page 15.

1) Can be adjusted between 20-25 l/min 2) Can be adjusted between 25-38 l/min
* An extension hose is required to connect the divider to the tool.



COMMITTED TO SUSTAINABLE PRODUCTIVITY

We stand by our responsibilities towards our customers,
towards the environment and the people around us.
We make performance stand the test of time.
This is what we call – Sustainable Productivity.

www.atlascopco.com

The Atlas Copco logo consists of the company name in a white, italicized serif font, centered between two horizontal white bars of equal length.

Atlas Copco