



Chicago
Pneumatic



INDUSTRIAL TOOLS

FOR GENERAL & INDUSTRIAL MAINTENANCE,
MANUFACTURING & HEAVY PRODUCTION



www.cp.com

People. Passion. Performance.



INTRODUCING CHICAGO PNEUMATIC

At Chicago Pneumatic, our goal is to deliver best-in-class global service and local support to industrial customers through a dedicated product portfolio and a strong network of authorized distributors. We generate added value by delivering the best solution to your needs based on decades of experience.

A COMPLETE INDUSTRIAL TOOLS AND EQUIPMENT OFFER

Chicago Pneumatic's dedication to the general and heavy industries spans decades.

Reliable performance and safety are key drivers for all our industrial products development. Whether it's the use of reinforced materials and motor structures, ergonomic designs, or easy-to-use controls for more accuracy, it all contributes to a safe and efficient product that gets your productivity at the top, no matter how tough the conditions. With Chicago Pneumatic best operating practices become your own.

Chicago Pneumatic helps make tough jobs easier:

- Products: productivity, ergonomics, safety, robustness and ease of use
- Service: best-in-class support with fast local service
- Expertise: expert advice based on decades of experience, from factory to field, through certified quality testing and training
- Pricing: maximum value for money
- Parts: original spare parts and services
- Availability: fast and easy delivery through a dedicated global production and distribution network



It's simple, really. You have work to do, and customers to serve. Chicago Pneumatic is there to help you get the job done, without compromise.



INDUSTRIAL BOLTING



HYDRAULIC EQUIPMENT HIGH TORQUE SOLUTIONS



MATERIAL REMOVAL



GLOBAL PRESENCE WITH LOCAL SUPPORT

Since its foundation in the United States in 1901, Chicago Pneumatic has truly gone global. From helping build many of America's landmarks to our current international presence, Chicago Pneumatic has always emphasized local service to build our global reach. Today, you will find us anywhere you operate!




Check out your nearest contact at www.cp.com



www.youtube.com/CPCHANNELS



www.linkedin.com/company/chicago-pneumatic



BOLTING	11
ACCESSORIES & KITS P. 28-30, SOCKETS P. 32-33	
BLUETORK NUTRUNNERS	35
ACCESSORIES P. 36	
HYDRAULIC BOLTING	37
ACCESSORIES & KITS P. 50	
FASTENING	51
ACCESSORIES & KITS P. 61-62	
CORDLESS TOOLS	63
ACCESSORIES P. 71	
GRINDING	73
DIE GRINDERS P. 75, ACCESSORIES & KITS, DIMENSIONS P. 87-92 ANGLE GRINDERS P. 93, ACCESSORIES & KITS, DIMENSIONS P. 108-113	
FINISHING	115
ACCESSORIES & KITS, DIMENSIONS P. 130-137	
DRILLING	139
ACCESSORIES, DIMENSIONS P. 146	
CHIPPING	147
ACCESSORIES & KITS, DIMENSIONS P. 162-169	
SPECIALTY TOOLS	171
RIVETERS - CAULKING GUNS - ENGRAVING PENS - SAWS - TIRE BUFFER HIGH SPEED CUTTERS - NIBBLERS - AIR FILES - SHEARS	
AIR LINE ACCESSORIES	179
HOSES, COUPLINGS, LUBRICATION, BALANCERS	
COMPRESSORS	197
SAFETY INSTRUCTIONS - INDEX - CONVERSION TABLE	200

QR CODES



On most pages, QR codes let you extend your reading and get more information about our products in seconds. Flash them with your smartphone and enjoy!



SPARES AND ACCESSORIES

Original CP parts and genuine accessories are available for your Chicago Pneumatic tools. Follow this logo to find the dedicated spare kit and accessories selection listed at the end of each product section.

INDUSTRIAL BOLTING



HYDRAULIC EQUIPMENT



MATERIAL REMOVAL



CATALOG GUIDE

Ranking
Find the right tool to fit your application

Features & benefits
Main product features, & how they help the operator

CP genuine accessories with parts
found on last page of each section

Specification chart
find part number for ordering

Tips
Advises based on customer experience

Tabs
Quickly find product categories

New product focus with QR code

Similar product(s) in the range

EASILY FIND THE TOOLS YOU NEED TO GET THE JOB DONE!



This catalog is also available online at www.cp.com/literature

BOLTING



▶ IMPACT WRENCHES

An impact wrench delivers a series of rotary blows to a fastener, producing torque. Chicago Pneumatic impact wrenches offer optimal power-to-weight ratio, fast rundown and great user comfort.

▶ RATCHET WRENCHES

For fastening applications in tight and difficult to access areas, CP offers a wide range of ratchet wrenches with various square drive sizes with up to 90 ft-lbs. (122Nm) of torque.

HOW TO SELECT YOUR BOLTING TOOL?

Choosing your Handle



Pistol (P)



D-Handle Inside Trigger (D I T)



D-Handle Outside Trigger (D O T)

Step 1

Applications

- ▶ Materials
- ▶ Joint types
- ▶ Bolt Ø & Grade
- ▶ Torque
- ▶ Duty

Step 2

Sockets

- ▶ Type
- ▶ Size
- ▶ Access

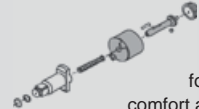
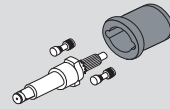
Step 3

Tools

- ▶ Clutch type
- ▶ Handle type
- ▶ Square drive & socket retainer
- ▶ Torque

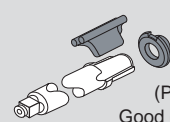
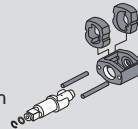
Select the clutch type best for your application

DYNA-PACT
(Pin clutch):
Excellent on hard joints with smooth operation.



2-Jaw:
Progressive ultimate torque for the smoothest comfort and best control. Excellent performance either on soft or on hard joints.

Twin Hammer:
(Double Dog):
All around clutch with a high ultimate torque and high power/weight ratio.



Rocking dog:
(Pinless or double):
Good on very soft joints providing high speed rundown.

Choose your retaining system

A wide selection of retainers provides from versatility to safety for every type of application - all with power, speed and comfort.

FROM VERSATILITY TO SAFETY



Quick Change for screwdriver bits or bits sockets



Friction Ring for rapid socket change



Dual (Hole + Friction) for versatility



Pin Retainer for dedicated applications



Hole for pin o-ring type retention






Integral Spline with integral push button retainer. Maximize torque transfer and socket life






BOLTING

Impact Wrench Torque Ranges

INDUSTRIAL RANGE




DRIVE SQUARE	1/4"	3/8" (HEX. 7/16")	1/2"	3/4"	1"	#5	1 1/2"	2 1/2"
 SUPER INDUSTRIAL		CP6500-RS/RSR CP6748EX-P11R	CP6060-P15H/R CP6768EX-P18D	CP6070-P15H CP0611P RS/HASED/PASED CP0611-D28H CP6778EX-P18D	CP0611P RLS/PASEL CP0611-D28L CP6120 GASEL/PASEL CP6135-D80	CP6135-D80 CP6130-T70 CP6120 PASED/GASED	CP6240-T120	
 INDUSTRIAL MAINTENANCE AND PRODUCTION	CP6300 CP8222-R/P CP8232-QC (7/16 hex)	CP8252-R/P CP8242-R/P CP9541/42 CP749	CP9561 CP8272-D/P CP6763 CP6763-D18D	CP6910-P24 CP6920-D24 CP6773 CP6763-D18D CP6773-D18D	CP6930-D35			
 GENERAL MAINTENANCE	CP719/QC CP7711	CP724H CP721 CP7721	CP7748 CP726H CP734H	CP772H				

BOLTS TABLE (IMPERIAL)

RECOMMENDED TORQUE (FT.LBS)	1/4"	5/16"	3/8"	7/16"	1/2"	9/16"	5/8"	3/4"	7/8"	1"	1-1/8"	1-1/4"	1-3/8"	1-1/2"
GRADE 5 	3	6	11	18	28	43	55	97	155	230	340	480	660	860
GRADE 8 	8	16	28	46	70	110	140	250	405	600	770	1,080	1,470	1,950
GRADE ASTM-A574 	11	23	40	65	99	159	198	350	566	848	1,245	1,750	2,375	3,125
ASTM A325* 	-	-	-	-	-	-	200	355	570	850	1,060	1495	1,960	2,600
ASTM A490* 	-	-	-	-	-	-	250	435	715	1,070	1,580	2,125	2,780	3,700

*Note: ASTM A325 and ASTM A490 bolts are used on structural steel applications. Torque and tension values are based on running the nut beyond the proof load of the bolt by turn-of-the-nut method.

BOLTS TABLE (METRIC)

RECOMMENDED TORQUE (NM)	M6	M8	M10	M12	M14	M16	M18	M20	M22	M24	M27	M30	M36	M42	M45	M48
8.8 	9,8	24	47	81	128	197	275	385	518	665	961	1,310	2,280	3,640	4,510	5,450
10.9 	14	33	65	114	181	277	386	541	728	935	1,350	1,840	3,210	5,110	6,340	7,660
12.9 	17	40	79	136	217	333	463	649	874	1,120	1,620	2,210	3,850	6,140	7,660	9160

Torque recommendations :

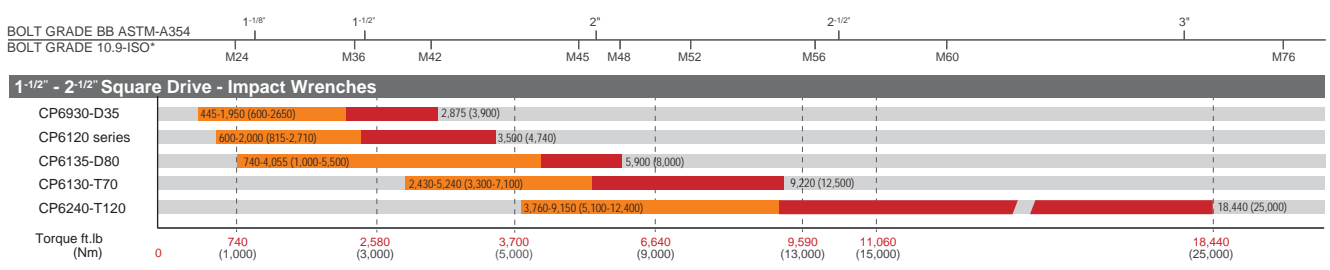
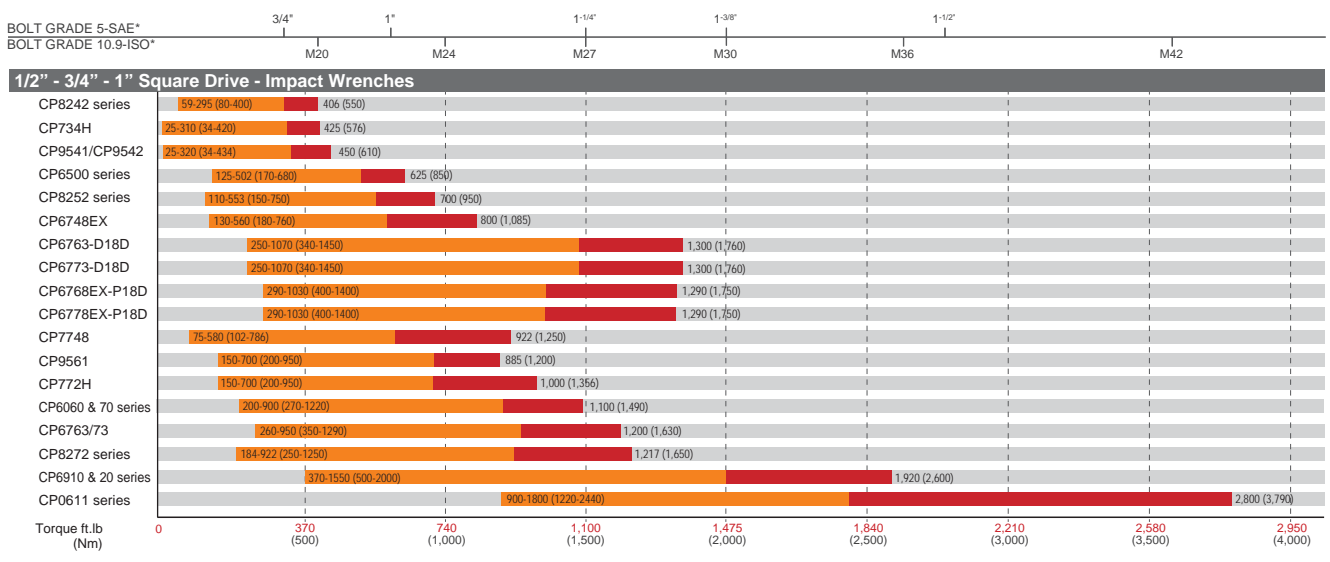
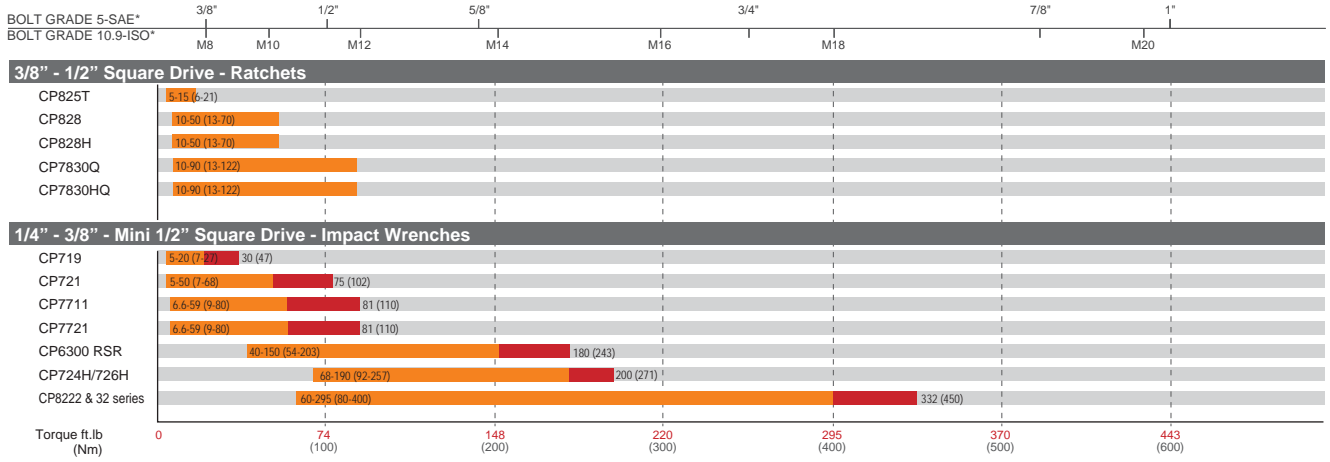
The torque is important to ensure the required clamping force.

The table shows the recommended max tightening torque for the most common types of screws and bolts: untreated, oil-smearred screws (friction coefficient = 0,125) with metric coarse thread.

The torque corresponds to approximately 62% of tensile stress.

M-Threaded screws and bolts

WORKING TORQUE RANGE
MAX. TORQUE



* The above estimated bolt grades recommendations are only offered as a guide. Use of its content by anyone is the sole responsibility of that person and they assume all risk. Due to many variables that affect the torque-tension relationship like human error, surface texture, and lubrication the only way to determine the correct torque is through experimentation under actual joint and assembly conditions. Please, contact your CP contact for a live demonstration.

BOLTING

Impact 1/4" & 3/8"

CP719



COMPACT & LIGHTWEIGHT

FEATURES

- DYNA-PACT mechanism (Pin clutch) in oil bath
- Fast with 7,000 rpm and high number of blow/min.
- Single handed reverse with integrated power regulator

BENEFITS

- Compact & light weight
- Ideal for general maintenance in confined areas
- Lightweight for operator comfort

CP719QC

Same features as CP719 with 1/4" Hex Quick change



CP721



COMFORT & DURABILITY

FEATURES

- Rocking dog clutch in oil bath
- Built-in power regulator
- Ergonomic handle

BENEFITS

- Smooth operation and good durability
- Comfort and compact for easy access
- Great tool on soft joints for general maintenance

CP7721



CP7711

Same features as CP7711 with 1/4" square drive



15% SMALLER THAN ANY OTHER BUTTERFLY IMPACTS

FEATURES

- 5.5 in. / 140 mm length, provides easier access to hard to reach places
- 1.16 lbs. / 0.53 Kg
- 80 ft.lbs. / 110 Nm in reverse

BENEFITS

- Compact
- Lightweight
- Powerful



CP719



See accessories and dimensions on pages 28 to 30



MODEL	PART NUMBER	DRIVE	BLOWS PER MIN	FREE SPEED	WORKING TORQUE (FW)		MAX TORQUE (REV)		NET WEIGHT		LENGTH		AIR CONS. @ LOAD		VIBRATION LEVEL ISO 28927 (M/S ²)		SOUND PRESS.	SOUND POWER	AIR INLET
		in.	rpm	ft.lb	Nm	ft.lb	Nm	lb	kg	in.	mm	cfm	l/s	a	K	ISO 15744 - dB(A)		in.	
CP719	T025366	1/4	2,100	7,000	5-20	7-27	34	47	2.5	1.1	4.5	114	8	3.8	2.7	1.3	88	99	1/4
CP719QC	T025367	1/4 Hex.	2,100	7,000	5-20	7-27	34	47	2.5	1.1	4.5	114	8	3.8	2.7	1.3	88	99	1/4
CP721	T021963	3/8	1,620	11,000	5-50	7-68	75	102	2.6	1.2	5.8	146	10	4.7	4.7	3.3	87	98	1/4
CP7711	894 107 7110	1/4	10,500	15,000	6.6-59	9-80	81	110	0.5	1.1	5.5	140	6	2.9	4	1.0	92	103	1/4
CP7721	894 107 7210	3/8	10,500	15,000	6.6-59	9-80	81	110	0.5	1.1	5.5	140	6	2.9	4	1.0	92	103	1/4

All models: Hose int. 3/8" (10mm) - @90 PSI (@6.3 Bar)

Listed specifications are for reference only. Please check documents in each tool.

CP6300 RSR ★★



POWERFUL,
LIGHTWEIGHT
& DURABLE 3/8"
FOR INDUSTRIAL
APPLICATIONS

FEATURES

- Powerful Single Dog clutch
- Perfect control with a 4-position regulator
- Aluminum body & steel clutch housing

BENEFITS

- Powerful torque delivery
- Compact and lightweight for operator comfort
- Durable housing for versatile applications

CP724H ★



NEW

COMPACT & DURABLE

FEATURES

- Pin clutch mechanism in oil bath
- Single handed push button forward / reverse
- Curved handle with Thermo-Plastic Rubber injected in housing for a durable and comfortable grip.

BENEFITS

- Compact
- Durable
- Easy to handle

CP726H

Same features as CP724H with 1/2" square drive



Standard Sockets kit 3/8"

Model	Part Number	Set Quantity
SS3113 metric	894 016 4446	13
SS3012 imperial	894 016 4452	12

See more information about sockets on page 32-33



CP6300RSR



See accessories and dimensions on pages 28 to 30

★ GENERAL MAINTENANCE ★ INDUSTRIAL MAINTENANCE & PRODUCTION ★ SUPER INDUSTRIAL

MODEL	PART NUMBER	DRIVE	BLOWS PER MIN	FREE SPEED	WORKING TORQUE (FW)		MAX TORQUE (REV)		NET WEIGHT		LENGTH		AIR CONS. @LOAD		VIBRATION LEVEL ISO 28927 (M/S ²)		SOUND PRESS. ISO 15744 - dB(A)	SOUND POWER	AIR INLET
					ft.lb	Nm	ft.lb	Nm	lb	kg	in.	mm	cfm	l/s	a	K			
CP6300 RSR	T025285	3/8	1,800	6,800	40-150	54-203	180	243	3.5	1.6	6	152	14	6.6	5	1.6	90	101	1/4
CP724H	894 100 7241	3/8	1,680	9,600	68-190	92-257	200	271	3.1	1.4	5.7	146	15	7.1	4.4	2.4	91	102	1/4
CP726H	894 100 7261	1/2	1,680	9,600	68-190	92-257	200	271	3.1	1.4	5.7	146	15	7.1	4.4	2.4	91	102	1/4

All models: Hose int. 3/8" (10mm) - @90 PSI (@6.3 Bar)

Listed specifications are for reference only. Please check documents in each tool.

BOLTING

The CP82 Series

COMFORTABLE, ROBUST & COMPACT

- Very low noise, very limited vibration and lightweight for operator comfort
- Durable and reliable for industrial maintenance applications
- Compact for easy access in confined areas
- From 3/8" to 3/4" square drives with Ring/Dual and pin versions

CP8222-P



3/8"



FEATURES

- Powerful & durable twin hammer clutch
- Composite body and aluminum clutch housing
- 3 power settings in forward & full power in reverse



CP8222-P

CP8222-R

Same features as CP8222-P with ring retainer



CP8232-QC



7/16" HEX



FEATURES

- Powerful & durable twin hammer clutch
- Composite body and aluminum clutch housing
- 3 power settings in forward & full power in reverse



CP8222-P



See accessories and dimensions on pages 28 to 30



MODEL	PART NUMBER	DRIVE	BLOWS PER MIN	FREE SPEED	WORKING TORQUE (FW)		MAX TORQUE (REV)		NET WEIGHT		LENGTH		AIR CONS. @LOAD		VIBRATION LEVEL ISO 28927 (M/S ²)		SOUND PRESS.	SOUND POWER	AIR INLET
		in.	rpm	ft.lb	Nm	ft.lb	Nm	lb	kg	in.	mm	cfm	l/s	a	K	ISO 15744 - dB(A)	in.		
CP8222-P	615 159 0180	3/8	1,250	11,500	60-295	80-400	332	450	2.6	1.2	7	177	21.2	10	5.8	2.4	89	100	1/4
CP8222-R	615 159 0230	3/8	1,250	11,500	60-295	80-400	332	450	2.6	1.2	7	177	21.2	10	5.8	2.4	89	100	1/4
CP8232-QC	615 159 0190	7/16" Hex.	1,250	11,500	60-295	80-400	332	450	3.1	1.4	7	177	21.2	10	6.6	3.2	89	100	1/4

All models: Hose int. 3/8" (10mm) - @90 PSI (@6.3 Bar)

Listed specifications are for reference only. Please check documents in each tool.

CP8252-P ★★



FEATURES

- Powerful & durable twin hammer clutch
- Composite body and aluminum clutch housing
- 3 power settings in forward & full power in reverse

CP8242-R ★★



FEATURES

- Powerful & durable twin hammer clutch
- Composite body and aluminum clutch housing
- 3 power settings in forward & full power in reverse

CP8252-R

Same features as CP8252-P with ring socket retainer

CP8242-P

Same features as CP8242-R with pin socket retainer



INTEGRATED SUSPENSION BAIL FOR USE WITH BALANCER REDUCES TOOL WEIGHT FOR REPETITIVE OPERATIONS. (P29)



CP8272-D ★★



**FEATURES AND BENEFITS
SEE PAGE 18**



See accessories and dimensions on pages 28 to 30



MODEL	PART NUMBER	DRIVE	BLOWS PER MIN	FREE SPEED	WORKING TORQUE (FW)		MAX TORQUE (REV)		NET WEIGHT		LENGTH		AIR CONS. @LOAD		VIBRATION LEVEL ISO 28927 (M/S2)		SOUND PRESS. ISO 15744 - dB(A)	SOUND POWER	AIR INLET
					in.	rpm	ft.lb	Nm	ft.lb	Nm	lb	kg	in.	mm	cfm	l/s			
CP8242-P	615 159 0200	1/2	1,250	11,500	59-295	80-400	406	550	2.6	1.2	7	177	21.2	10	6.6	3.2	89	100	1/4
CP8242-R	615 159 0240	1/2	1,250	11,500	59-295	80-400	406	550	2.6	1.2	7	177	21.2	10	6.6	3.2	89	100	1/4
CP8252-P	615 159 0210	1/2	1,400	9,000	110-553	150-750	700	950	4.4	2	7.9	200	25.4	12	8.8	3.6	94	105	1/4
CP8252-R	615 159 0250	1/2	1,400	9,000	110-553	150-750	700	950	4.4	2	7.9	200	25.4	12	8.8	3.6	94	105	1/4

All models: Hose int. 3/8" (10mm) - @90 PSI (@6.3 Bar)

Listed specifications are for reference only. Please check documents in each tool.

BOLTING

Impact 1/2"

CP9541 ★★



THE INDUSTRIAL GRADE OF THE "CLASSIC"

FEATURES

- Fast & reliable DYNA-PACT (Pin clutch) with oil bath
- Aluminum body & steel clutch housing
- Torque regulator at the handle

BENEFITS

- Low vibration and noise level increase operator comfort
- Nine position regulator for optimal control
- Reliable pin clutch in oil bath & durable clutch housing



CP9541

CP9542 ★

Same features as CP9541 with pin socket retainer

CP734H ★



THE "CLASSIC" REFERENCE FOR 1/2" IMPACT TOOLS

FEATURES

- DYNA-PACT (Pin clutch) with oil bath
- Single handed reverse button with 4 positive power settings
- Compact and ergonomic with rubber grip

BENEFITS

- Versatile tool ideal for all general repair and maintenance applications

CP734H Kits

Imperial and Metric Kits

See detail on page 28

CP7748 ★



DURABLE, POWERFUL & ERGONOMIC

FEATURES

- Single handed forward/reverse
- Aluminum clutch & back housing
- Friction ring socket retainer

BENEFITS

- Most powerful tool in its class: 922 ft.lbs – 1,250 Nm of maximum real torque in reverse
- Lightweight composite housing
- Contoured comfort grip handle with TPR injected handle



See accessories and dimensions on pages 28 to 30



MODEL	PART NUMBER	DRIVE	BLOWS PER MIN	FREE SPEED	WORKING TORQUE (FW)		MAX TORQUE (REV)		NET WEIGHT		LENGTH		AIR CONS. @LOAD		VIBRATION LEVEL ISO 28927 (M/S ²)		SOUND PRESS.	SOUND POWER	AIR INLET
					in.	Nm	ft.lb	Nm	lb	kg	in.	mm	cfm	l/s	a	K			
CP734H	T024351	1/2	1,020	8,400	25-310	34-420	425	576	5.1	2.3	7.5	191	15	7.1	7.2	3.3	93	104	1/4
CP7748	894 107 7480	1/2	1,200	8,200	75-580	102-786	922	1,250	4.6	2	7.8	200	25	12	10.1	2.3	93	104	1/4
CP9541	615 190 9541	1/2	1,100	8,900	25-320	34-434	450	610	5.5	2.5	6.6	168	13	6.1	5.5	2.5	89	100	1/4
CP9542	615 190 9542	1/2	1,100	8,900	25-320	34-434	450	610	5.5	2.5	6.6	168	13	6.1	5.5	2.5	89	100	1/4

All models: Hose int. 3/8" (10mm) - @90 PSI (@6.3 Bar)

Listed specifications are for reference only. Please check documents in each tool.



CP6500-RSR



2 DROPS OF OIL (CP PROTECTO-LUBE) WILL PROTECT YOUR AIR MOTOR FROM COROSION AND INCREASE TOOL LIFE

THE OIL BATH CLUTCH MECHANISM GUARANTEES A LOW LEVEL OF FRICTION WHICH INCREASES CLUTCH COMPONENT LIFETIME

CP6500-RSR



THE BEST HEAVY-DUTY 1/2" FOR THE TOUGHEST JOBS !

FEATURES

- CP's patented double dog clutch with oil bath
- Aluminum body & steel clutch housing
- Regulator 4 settings & One-hand reverse

BENEFITS

- Operator comfort and control with a 4-position regulator
- Reliable double-dog clutch in oil bath & durable housing
- Compact 3-part construction for easy maintenance



CP6500-RSR

CP6500-RS

Same features as CP6500-RSR with pin type socket retainer



Standard Sockets kit 1/2"		
Model	Part Number	Set Quantity
SS4114 metric	894 016 4458	14
SS4013 imperial	894 016 4465	13

See more information about sockets on page 32-33



See accessories and dimensions on pages 28 to 30



MODEL	PART NUMBER	DRIVE	BLOWS PER MIN	FREE SPEED	WORKING TORQUE (FW)		MAX TORQUE (REV)		NET WEIGHT		LENGTH		AIR CONS. @LOAD		VIBRATION LEVEL ISO 28927 (M/S2)		SOUND PRESS. ISO 15744 - dB(A)	SOUND POWER	AIR INLET
					in.	rpm	ft.lb	Nm	ft.lb	Nm	lb	kg	in.	mm	cfm	l/s			
CP6500-RS	T025214	1/2	1,320	6,400	125-502	170-680	625	850	5.8	2.7	7	178	25	11.8	8	2.5	96	107	1/4
CP6500-RSR	T025216	1/2	1,320	6,400	125-502	170-680	625	850	5.8	2.7	7	178	25	11.8	8	2.5	96	107	1/4

All models: Hose int. 3/8" (10mm) - @90 PSI (@6.3 Bar)

Listed specifications are for reference only. Please check documents in each tool.

BOLTING

CP6748/68/78 SUPERIOR DURABILITY

**UNIQUE
FEATURES**
Premium Tool



Premium Composite Impact Wrenches
Designed for Intensive use

SUSPENDABLE
Bail included

RELIABLE
Long lasting steel motor

INTENSIVE USE
Steel clutch housing robust and durable

ERGONOMIC
Single handed control for reverse and power setting

FLEXIBILITY AND SAFETY
Quick and positive socket retention
- CP6768 and CP6778 with hole and friction ring
- CP6748 with friction ring

HIGH DURABILITY
Twin hammer clutch in oil-bath

DUST PROOF
Bronze muffler stops particles from getting into the tool (IP6 certified)

**ATEX CERTIFIED
IP6 DUST-PROOF**

1/2

NEW RANGE
PREMIUM COMPOSITE!



CP6768EX-P11R

CP6748EX-P11R



FEATURES

- Power regulator with 4 settings and single handed reverse
- Reliable double-dog clutch in oil bath & durable steel housing
- Comfortable handling with rubber grip on composite housing

BENEFITS

- Unique design performance for Explosive Environment (ATEX)
- Top Quality for intensive usage
- Compact Design and light weight for operator comfort

CP6768EX-P18D



FEATURES

- Twin hammer in oil bath and steel clutch housing for long life
- Extremely durable steel motor
- Dust-proof (IP6) and ATEX certified

BENEFITS

- Superior durability - designed for intensive use
- High torque - up to 1,290 ft.lb (1,750 Nm)
- Comfortable and light weight

CP6778EX-P18D

Same features as CP6768EX-P18D with 1" square drive



See accessories and dimensions on pages 28 to 30



MODEL	PART NUMBER	DRIVE	BLOWS PER MIN	FREE SPEED	WORKING TORQUE (FW)		MAX TORQUE (REV)		NET WEIGHT		LENGTH		AIR CONS. @ LOAD		VIBRATION LEVEL ISO 28327 (M/S ²)		SOUND PRESS ISO 15744 - dB(A)	SOUND POWER	AIR INLET
					ft.lb	Nm	ft.lb	Nm	lb	kg	in.	mm	cfm	l/s	a	K			
CP6748EX-P11R	615 159 0570	1/2	1,200	8,400	130-560	180-760	800	1,085	5.4	2.4	7.9	200	30	14.2	8.7	2.2	93	104	1/4
CP6768EX-P18D	615 159 0580	3/4	1,050	5,100	290-1030	400-1400	1,290	1,750	9.8	4.4	10	250	38	18	9.4	2.4	94	105	3/8
CP6778EX-P18D	615 159 0590	1	1,050	5,100	290-1030	400-1400	1,290	1,750	10.1	4.6	10.1	255	38	18	9.4	2.4	94	105	3/8

CP6748: Hose int. 3/8" (10mm) / CP6768/78: Hose int. 1/2" (13mm)

Listed specifications are for reference only. Please check documents in each tool.

BOLTING

Impact 3/4"

CP9561 ★★



THE INDUSTRIAL GRADE OF THE CLASSIC

FEATURES

- DYNA-PACT (Pin clutch) oil bath
- Aluminum body & steel clutch housing
- Built-in regulator on the handle

BENEFITS

- High performances, especially on hard joints
- Operator comfort due to low vibrations and noise level
- Reliable pin clutch in oil bath & durable housing

CP772H ★



THE UNMATCHED "REFERENCE" IN 3/4" IMPACT

CP772H Kits

Metric or Imperial
See detail on page 28

FEATURES

- DYNA-PACT oil bath clutch
- Single handed reverse button with 4 settings of power
- 360° air inlet swivel

BENEFITS

- Smooth operation thanks to the DYNA-PACT clutch
- Low noise and vibration levels
- Good durability

CP8272-D ★★



ROBUST, COMFORTABLE & VERSATILE

FEATURES

- Powerful & durable twin hammer clutch
- Protective cover & reinforced structure
- Composite body and aluminum clutch housing for lightweight

BENEFITS

- Durable and reliable for industrial Maintenance and Production applications
- Low noise and vibration levels and lightweight increase operator comfort
- Multi-purpose tool for versatile applications



Deep sockets kit 3/4"

Model	Part Number	Set Quantity
SS618D metric	894 016 4473	8
SS6008D imperial	894 016 7073	8

See more information about sockets on page 32-33



Deep sockets kit 3/4"

Model	Part Number	Set Quantity
SS618D metric	894 016 4473	8
SS6008D imperial	894 016 7073	8

See more information about sockets on page 32-33



See accessories and dimensions on pages 28 to 30



MODEL	PART NUMBER	DRIVE	BLOWS PER MIN	FREE SPEED	WORKING TORQUE (FW)		MAX TORQUE (REV)		NET WEIGHT		LENGTH		AIR CONS. @LOAD		VIBRATION LEVEL ISO 28927 (M/S2)		SOUND PRESS. ISO 15744 - dB(A)	SOUND POWER	AIR INLET
					ft.lb	Nm	ft.lb	Nm	lb	kg	in.	mm	cfm	l/s	a	K			
CP772H	T024598	3/4	900	4,200	150-700	203-949	1,000	1,356	10.5	4.8	9.6	245	24	11.3	5.8	2.0	96	107	3/8
CP8272-D	615 159 0260	3/4	1,000	6,500	184-922	250-1,250	1,217	1,650	7.3	3.3	9.1	230	38	18	15.5	6.8	96	107	3/8
CP9561	615 190 9561	3/4	900	5,500	150-700	200-950	885	1,250	11.1	5.1	8.5	216	30	14.1	7.7	2.4	100	111	3/8

All models: Hose int. 1/2" (13mm) - @90 PSI (@6.3 Bar)

Listed specifications are for reference only. Please check documents in each tool.



3/4



CP6060-P15H

THE NEW BEST SUPER INDUSTRIAL 3/4"

FEATURES

- Reliable 2-jaw clutch
- Aluminum body & steel clutch housing
- Hole type socket retainer with O-ring for safety

BENEFITS

- Progressive torque thanks to the performant mechanism
- Unmatched durability with reliable 2-jaw clutch & durable housing
- Operator comfort and smooth control due to great ergonomics even at high torque levels



CP6060-P15H



CP6060-P15H



CP6060-P15H

CP6060-P15R

Same features as CP6060-P15H with ring retainer



Deep sockets kit 3/4"

Model	Part Number	Set Quantity
SS618D metric	894 016 4473	8
SS6008D imperial	894 016 7073	8

See more information about sockets on page 32-33



See accessories and dimensions on pages 28 to 30



MODEL	PART NUMBER	DRIVE	BLOWS PER MIN	FREE SPEED	WORKING TORQUE (FW)		MAX TORQUE (REV)		NET WEIGHT		LENGTH		AIR CONS. @ LOAD		VIBRATION LEVEL ISO 28927 (M/S ²)		SOUND PRESS. ISO 15744 - dB(A)	SOUND POWER	AIR INLET
					in.	rpm	ft.lb	Nm	ft.lb	Nm	lb	kg	in.	mm	cfm	l/s			
CP6060-P15H	615 159 0090	3/4	1,100	4,000	200-900	270-1220	1,100	1,490	11.7	5.3	8.7	222	52.9	25	13.9	4.1	92	103	3/8
CP6060-P15R	615 159 0100	3/4	1,100	4,000	200-900	270-1220	1,100	1,490	11.7	5.3	8.7	222	52.9	25	13.9	4.1	92	103	3/8

All models: Hose int. 1/2" (13mm) - @90 PSI (@6.3 Bar)

Listed specifications are for reference only. Please check documents in each tool.

BOLTING

Impact 3/4" & 1"

COMPACT, ROBUST & POWERFUL FOR INDUSTRIAL MAINTENANCE APPLICATIONS


- Compact & Versatile for Industrial Maintenance applications
- Robust for the roughest environments and toughest usages
- Power enough to loosen virtually any bolt up to M27 (ISO 10,9)

CP6763 ★★



FEATURES

- 3/4" impact wrench with Dual retainer
- >1600 Nm max torque
- Powerful Twin hammer clutch: 1,200 ft.lbs (1,630 Nm)



See accessories and dimensions on pages 28 to 30

★ GENERAL MAINTENANCE ★★ INDUSTRIAL MAINTENANCE & PRODUCTION ★★★ SUPER INDUSTRIAL

MODEL	PART NUMBER	DRIVE	BLOWS PER MIN	FREE SPEED	WORKING TORQUE (FW)		MAX TORQUE (REV)		NET WEIGHT		LENGTH		AIR CONS. @ LOAD		VIBRATION LEVEL ISO 28927 (M/S2)		SOUND PRESS.	SOUND POWER	AIR INLET
		in.		rpm	ft.lb	Nm	ft.lb	Nm	lb	kg	in.	mm	cfm	l/s	a	K	ISO 15744 - dB(A)		in.
CP6763	615 159 0400	3/4	900	6,300	260-950	350-1290	1,200	1,630	12.1	5.5	8.7	222	30	14.2	9.4	1.3	96	107	3/8

All models: Hose int. 1/2" (13mm) - @90 PSI (@6.3 Bar)

Listed specifications are for reference only. Please check documents in each tool.



CP6763-D18D

CP6763-D18D ★★



COMPACT AND ROBUST
D-HANDLE FOR INDUSTRIAL
MAINTENANCE APPLICATIONS

FEATURES



- Ergonomic D-handle - easy to carry and use
- Robust with steel clutch housing and aluminum motor housing
- Powerful, untightening torque 1300 ft.lb (1760 Nm)

BENEFITS

- Ideal for many industrial MRO applications
- Good ergonomics giving less operator's fatigue
- Hole and ring retaining system



CP6773 ★★



FEATURES

- Short dimensions and narrow side-to-center for easy access
- Robust steel clutch housing
- Powerful twin hammer clutch: 1,200 ft.lbs (1,630 Nm)



CP6763-D18D

CP6773-D18D

Same features as CP6763-D18D with 1" square drive size



Deep sockets kit 1"

Model	Part Number	Set Quantity
SS814D metric	894 016 6016	4
SS808D imperial	894 016 4479	8

See more information about sockets on page 32-33



See accessories and dimensions on pages 28 to 30

★ GENERAL MAINTENANCE ★★ INDUSTRIAL MAINTENANCE & PRODUCTION ★★★ SUPER INDUSTRIAL

MODEL	PART NUMBER	DRIVE	BLOWS PER MIN	FREE SPEED	WORKING TORQUE (FW)		MAX TORQUE (REV)		NET WEIGHT		LENGTH		AIR CONS. @LOAD		VIBRATION LEVEL ISO 28927 (M/S ²)		SOUND PRESS.	SOUND POWER	AIR INLET
		in.		rpm	ft.lb	Nm	ft.lb	Nm	lb	kg	in.	mm	cfm	l/s	a	K	ISO 15744 - dB(A)		in.
CP6763-D18D	615 159 0640	3/4	730	6,600	250-1070	340-1450	1,300	1,760	14.5	6.6	11.4	290	41	19.3	11.4	2.9	98	109	1/2
CP6773	615 159 0410	1	900	6,300	260-950	350-1290	1,200	1,630	12.3	5.6	8.8	228	30	14.2	9.4	1.3	96	107	3/8
CP6773-D18D	615 159 0650	1	730	6,600	250-1070	340-1450	1,300	1,760	14.7	6.7	11.4	290	41	19.3	11.4	2.9	98	109	1/2

All models: Hose int. 1/2" (13mm) - @90 PSI (@6.3 Bar)

Listed specifications are for reference only. Please check documents in each tool.

BOLTING

Impact 1"

The CP0611 Series

THE BEST SUPER INDUSTRIAL 1"

- Progressive torque thanks to the 2-Jaw clutch
- Operator comfort and control thanks to perfect ergonomic design even at VERY high torque
- Unmatched durability with reliable mechanism & durable housing

CP0611P RS



1"



FEATURES

- Reliable 2-jaw clutch with the highest blows per minute (BPM)
- Full teasing trigger for a better control
- Durable aluminum body & robust steel clutch housing



CP0611P RS



ACCORDING TO APPLICATION AND/OR JOINT TYPES, SOME CLUTCH MECHANISMS OFFER CONTINUOUS AND PROGRESSIVE TORQUE SUCH AS CP'S PATENTED 2-JAW CLUTCH



See accessories and dimensions on pages 28 to 30

CP0611P RLS



#5 SPLINE



THE BEST SUPER INDUSTRIAL WITH SPLINE #5

FOR NORTH AMERICAN MARKET ONLY

FEATURES

- Reliable 2-jaw clutch with the highest blows per minute (BPM)
- Full teasing trigger for a better control
- Durable aluminum body & robust steel clutch housing

BENEFITS

- Spline #5: avoid loss of torque, reduce vibrations, increase durability of anvil
- Progressive torque thanks to the 2-Jaw clutch
- Operator comfort and control thanks to perfect ergonomic design even at VERY high torque



Deep sockets kit 1"

Model	Part Number	Set Quantity
SS814D metric	894 016 6016	4
SS808D imperial	894 016 4479	8

See more information about sockets on page 32-33



MODEL	PART NUMBER	DRIVE	BLOWS PER MIN	FREE SPEED	WORKING TORQUE (FW)		MAX TORQUE (REV)		NET WEIGHT		LENGTH		AIR CONS. @LOAD		VIBRATION LEVEL ISO 28927 (M/S2)		SOUND PRESS. ISO 15744 - dB(A)	SOUND POWER	AIR INLET
					ft.lb	Nm	ft.lb	Nm	lb	kg	in.	mm	cfm	l/s	a	K			
CP0611P RS	615 159 0050	1	1,020	3,500	900-1,800	1,220-2,440	2,800	3,790	23.1	10.5	10.7	272	48	22.6	16.8	4.7	102	113	1/2
CP0611P RLS	615 159 0060	#5	1,020	3,500	900-1,800	1,220-2,440	2,800	3,790	23.1	10.5	10.7	272	48	22.6	16.8	4.7	102	113	1/2
ONLY FOR ANSI MARKET																			
CP0611P RLS	T025414	#5	1,020	3,500	900-1,800	1,220-2,440	2,800	3,790	23.1	10.5	10.7	272	48	22.6	16.8	4.7	102	113	1/2

All models: Hose int. 1/2" (13mm) - @90 PSI (@6.3 Bar)

Listed specifications are for reference only. Please check documents in each tool.

CP0611-D28L 



THE SUPER INDUSTRIAL IN RENEWED DESIGN

CP0611-PASEL

FOR NORTH AMERICAN MARKET ONLY

FEATURES

- Reliable 2-jaw clutch with the highest blows per minute (BPM)
- Full teasing (inside) trigger for a better control
- Durable aluminum body & robust steel clutch housing

BENEFITS

- Spline #5: avoid loss of torque, reduce vibrations, increase durability of anvil
- Progressive torque thanks to the 2-Jaw clutch
- Operator comfort and control thanks to perfect ergonomic design even at VERY high torque

CP0611 HAZED 



THE "SPARK RESISTANT" 1" IMPACT FOR EXPLOSIVE ENVIRONMENT

FEATURES

- Spark Resistant housing thanks to Zinc & Aluminum alloy
- Reliable 2-jaw clutch with the highest blows per minute (BPM)
- 360° adjustable D-type side handle

BENEFITS

- Best 1" impact to loosen big bolts in Explosive Environment
- Operator comfort and control thanks to perfect ergonomic design even at VERY high torque
- Unmatched durability with reliable mechanism & durable housing

CP0611-D28H



THE SUPER INDUSTRIAL IN RENEWED DESIGN

FEATURES

- Super Industrial 1" impact wrench
- Reliable 2-jaw clutch with the highest Blows per Minutes
- Full Teasing (inside) trigger with durable reverse

BENEFITS

- Best 1" impact to loosen big bolts on very demanding industries
- Operator comfort and control thanks to perfect ergonomic design even at VERY high torque
- Progressive torque thanks to the 2-Jaw clutch



CP0611-PASED

FOR NORTH AMERICAN MARKET ONLY



CERTIFIED EN 388 (PROTECTION AGAINST MECHANICAL RISKS), THE CP GLOVES ARE IDEAL ACCESSORIES TO PROTECT THE OPERATOR'S HANDS IN HARSH ENVIRONMENTS, SUCH AS MINING AND CONSTRUCTION APPLICATIONS. (SEE P29)



See accessories and dimensions on pages 28 to 30

 GENERAL MAINTENANCE  INDUSTRIAL MAINTENANCE & PRODUCTION  SUPER INDUSTRIAL

MODEL	PART NUMBER	DRIVE	BLOWS PER MIN	FREE SPEED	WORKING TORQUE (FV)		MAX TORQUE (REV)		NET WEIGHT		LENGTH		AIR CONS. @LOAD		VIBRATION LEVEL ISO 28927 (M/S2)		SOUND PRESS. ISO 15744 - dB(A)	SOUND POWER	AIR INLET
					ft.lb	Nm	ft.lb	Nm	lb	kg	in.	mm	cfm	l/s	a	K			
CP0611 HAZED	T022582	1	1,020	3,500	900-1,800	1,220-2,440	2,800	3,790	22.5	10.2	12.5	318	48	22.6	16.1	4.5	97	108	1/2
CP0611-D28H	615 159 0160	1	1,020	3,500	900-1,800	1,220-2,440	2,800	3,790	22.9	10.4	14.2	360	68	32	18	4.1	99	110	1/2
CP0611-D28L	615 159 0170	#5	1,020	3,500	900-1,800	1,220-2,440	2,800	3,790	22.9	10.4	14.2	360	68	32	18	4.1	99	110	1/2
ONLY FOR ANSI MARKET																			
CP0611 PASED	T022578	1	1,020	3,500	900-1,800	1,220-2,440	2,800	3,790	22.5	10.2	12.5	318	48	22.6	16.1	4.5	97	108	1/2
CP0611 PASEL	T022579	#5	1,020	3,500	900-1,800	1,220-2,440	2,800	3,790	22.5	10.2	12.5	318	48	22.6	16.1	4.5	97	108	1/2

All models: Hose int. 5/8" (16mm) - @90 PSI (@6.3 Bar)

Listed specifications are for reference only. Please check documents in each tool.

BOLTING

Impact 1" & 1-1/2"

The CP69 Series

POWERFUL, FAST & ERGONOMIC

- Reliable & powerful oil bath Pinless Rocking Dog clutch
- Operator comfort with many ergonomic features
- 3-part construction for reducing downtime maintenance

CP6920-D24 ★★

1"



FEATURES

- Reliable oil bath pinless rocking dog clutch
- Durable Aluminum body & Rubber protective cover on clutch housing
- Motor with reinforced steel plates for unmatched durability



CP6920-D24



Deep sockets kit 1"

Model	Part Number	Set Quantity
SS814D metric	894 016 6016	4
SS808D imperial	894 016 4479	8

See more information about sockets on page 32-33



See accessories and dimensions on pages 28 to 30

CP6910-P24 ★★

1"



FEATURES

- Oil Bath Pinless rocking dog clutch
- D-type side handle with Rubber grip
- Metal trigger & reverse knob for longer durability

CP6930-D35 ★★

1 1/2"



POWERFUL, ROBUST & COMFORTABLE 1-1/2" IMPACT FOR INDUSTRIAL MAINTENANCE

FEATURES

- Durable twin hammer clutch with oil bath
- Reversible and teasing steel trigger
- 4-position power regulator

BENEFITS

- Powerful and durable twin hammer clutch with oil bath
- Robust aluminum housing with steel trigger
- Operator comfort and control with 4-position regulator and side D-handle

★★ GENERAL MAINTENANCE ★★ INDUSTRIAL MAINTENANCE & PRODUCTION ★★ SUPER INDUSTRIAL

MODEL	PART NUMBER	DRIVE	BLOWS PER MIN	FREE SPEED	WORKING TORQUE (FW)		MAX TORQUE (REV)		NET WEIGHT		LENGTH		AIR CONS. @LOAD		VIBRATION LEVEL ISO 28927 (M/S2)		SOUND PRESS. ISO 15744 - dB(A)	SOUND POWER	AIR INLET
					ft.lb	Nm	ft.lb	Nm	lb	kg	in.	mm	cfm	l/s	a	K			
CP6910-P24	615 159 0070	1	650	5,000	370-1,550	500-2,100	1,920-2,600	22.5	10.2	11.4	290	40.2	19	8.9	2.5	97	108	1/2	
CP6920-D24	615 159 0080	1	650	5,000	370-1,550	500-2,100	1,920-2,600	22.7	10.3	14.2	360	40.2	19	8.4	2.8	100	111	1/2	
CP6930-D35	615 159 0390	1-1/2	850	4,300	445-1,950	600-2,650	2,875-3,900	31.6	14.4	17.3	440	64	30	15.1	5.5	102	113	1/2	

All models: Hose int. 1/2" (13mm), except CP6930-D35: Hose int. 3/4" (19mm)

Listed specifications are for reference only. Please check documents in each tool.

The CP6120 Series

THE BEST SUPER INDUSTRIAL 1-1/2":
COMPACT, COMFORTABLE &
EXTREMELY DURABLE

- Operator comfort and control thanks to great ergonomics even at VERY high torque
- Progressive torque due to the 2-jaw clutch
- Unmatched durability with Reliable mechanism & durable housing



CP6120 PASED

1 1/2"



FEATURES

- Reliable 2-jaw clutch with the highest blows per minute (BPM)
- Full teasing (inside) trigger for better control
- Durable aluminum body & robust steel clutch housing



CP6120 GASEL



CP6120 PASEL

Same features as CP6120 GASEL with inside trigger



THE BEST SUPER INDUSTRIAL SPLINE #5:
COMPACT, COMFORTABLE &
EXTREMELY DURABLE

FEATURES

- Reliable 2-jaw clutch with the highest blows per minute (BPM)
- Full Teasing (outside) trigger for a better control
- Durable aluminum body & robust steel clutch housing

BENEFITS

- Spline #5: avoid loss of torque, reduce vibrations, increase durability of anvil
- Operator comfort and control thanks to great ergonomics even at VERY high torque
- Progressive torque via a reliable 2-Jaw clutch



CP6120 PASED

CP6120 GASED

Same features as CP6120 PASED with outside trigger



See accessories and dimensions on pages 28 to 30



MODEL	PART NUMBER	DRIVE	BLOWS PER MIN	FREE SPEED	WORKING TORQUE (FW)		MAX TORQUE (REV)		NET WEIGHT		LENGTH		AIR CONS. @LOAD		VIBRATION LEVEL ISO 28927 (M/S ²)		SOUND PRESS ISO 15744 - dB(A)	SOUND POWER	AIR INLET
					in.	rpm	ft.lb	Nm	ft.lb	Nm	lb	kg	in.	mm	cfm	l/s			
CP6120 GASED	T018237	1-1/2	960	3,000	600-2,000	815-2,710	3,500	4,740	33.9	15.4	14.8	375	60	28.3	21	6.6	102	113	1/2
CP6120 GASEL	T017755	#5	960	3,000	600-2,000	815-2,710	3,500	4,740	33.9	15.4	14.8	375	60	28.3	21	6.6	102	113	1/2
CP6120 PASED	T018841	1-1/2	960	3,000	600-2,000	815-2,710	3,500	4,740	33.9	15.4	14.8	375	60	28.3	21	6.6	102	113	1/2
CP6120 PASEL	T018235	#5	960	3,000	600-2,000	815-2,710	3,500	4,740	33.9	15.4	14.8	375	60	28.3	21	6.6	102	113	1/2

All models: Hose int. 3/4" (19mm) - @90 PSI (@6.3 Bar)

Listed specifications are for reference only. Please check documents in each tool.

BOLTING

Impact 1-1/2" & 2-1/2"

CP6135-D80



1 1/2"



THE BEST POWER
TO WEIGHT RATIO FOR SUPER
INDUSTRIAL APPLICATIONS

FEATURES

- Durable Pinless Rocking Dog clutch
- Robust aluminum body & Steel clutch housing
- Reversible and teasing steel trigger

BENEFITS

- Monster power in a lightweight and compact design
- Premium quality for the most demanding applications
- Smooth operation thanks to the teasing trigger



CP6135-D80L

Same features as
CP6135-D80 with Spline #5 output



See accessories and dimensions on pages 28 to 30

★ GENERAL MAINTENANCE ★★ INDUSTRIAL MAINTENANCE & PRODUCTION ★★★ SUPER INDUSTRIAL

MODEL	PART NUMBER	DRIVE	BLOWS PER MIN	FREE SPEED	WORKING TORQUE (FW)		MAX TORQUE (REV)		NET WEIGHT		LENGTH		AIR CONS. @LOAD		VIBRATION LEVEL ISO 28927 (M/S ²)		SOUND PRESS.	SOUND POWER	AIR INLET
		in.		rpm	ft.lb	Nm	ft.lb	Nm	lb	kg	in.	mm	cfm	l/s	a	K	ISO 15744 - dB(A)		in.
CP6135-D80	615 159 0380	1-1/2	750	2,800	740-4,055	1,000-5,500	5,900	8,000	35.3	16	16	408	84.5	40	13.6	2.2	98	109	1/2
CP6135-D80L	615 159 0660	#5	750	2,800	740-4,055	1,000-5,500	5,900	8,000	35.3	16	16	408	84.5	40	13.6	2.2	98	109	1/2

All models: Hose int. 3/4" (19mm) - @90 PSI (@6.3 Bar)

Listed specifications are for reference only. Please check documents in each tool.

CP6130-T70 



POWERFUL, DURABLE & COMFORTABLE 1-1/2" T-HANDLE IMPACT WRENCH

FEATURES

- Reliable Double Rocking Dog clutch for all joint type
- 5-position regulator, progressive trigger & easy reverse
- Suspension hole for easy hoist/balancer attachment

BENEFITS

- Incredible breaking torque (up to M56) for Industrial Maintenance & Production applications
- Extreme durability: resistant parts, reliable mechanisms & robust housing
- Operator comfort: smooth control, low vibration & limited noise



CP6240-T120

CP6240-T120 



POWERFUL, DURABLE & COMFORTABLE 2-1/2" T-HANDLE IMPACT WRENCH

FEATURES

- Reliable Double Rocking Dog clutch for all joint type
- 6-position regulator, progressive trigger & easy reverse
- Suspension hole for easy hoist/balancer hooking

BENEFITS

- Incredible breaking torque (up to M72) for Industrial Maintenance & Production applications
- Extreme durability: Resistant parts, reliable mechanisms & robust housing
- Operator comfort: smooth control, low levels of vibration & limited noise



CP6240-T120



See accessories and dimensions on pages 28 to 30

 GENERAL MAINTENANCE  INDUSTRIAL MAINTENANCE & PRODUCTION  SUPER INDUSTRIAL

MODEL	PART NUMBER	DRIVE	BLOWS PER MIN	FREE SPEED	WORKING TORQUE (FW)		MAX TORQUE (REV)		NET WEIGHT		LENGTH		AIR CONS. @LOAD		VIBRATION LEVEL ISO 28927 (M/S2)		SOUND PRESS. ISO 15744 - dB(A)	SOUND POWER	AIR INLET
					in.	rpm	ft.lb	Nm	ft.lb	Nm	lb	kg	in.	mm	cfm	l/s			
CP6130-T70	615 159 0010	1-1/2	900	4,000	2,430-5,240	3,300-7,100	9,220	12,500	72.6	33	19.7	500	67.3	31.8	4.7	1.7	104	115	1
CP6240-T120	615 159 0020	2-1/2	800	3,000	3,760-9,150	5,100-12,400	18,440	25,000	132.0	60	24.1	610	74.9	35.3	4.5	1.5	107	118	1

All models: Hose int. 1" (25mm) - @90 PSI (@6.3 Bar)

Listed specifications are for reference only. Please check documents in each tool.

BOLTING

Kits - Accessories

IMPACT KITS

CP734H Kit / CP734H Metric Kit

Part No. T025163 / T025164

Kits include:

- (1) CP734H - 1/2" Impact
- (5) Imperial Sockets
(1/2", 5/8", 3/4", 7/8" & 15/16")
or
- (5) Metric Sockets
(14, 16, 17, 19 & 22mm)



CP772H Kit / CP772H Metric Kit

Part No. T025171 / T025162

Kits include:

- (1) CP772H - 3/4" Impact
- (4) Imperial Sockets
(15/16", 1", 1-1/16" & 1-1/8")
or
- (4) Metric Sockets
(24, 27, 30 & 32mm)



INCLUDED ACCESSORIES

DESCRIPTION	CP8222/32/42	CP8252	CP8272	CP6060	CP0611	CP6910/20	CP6120
Retainer ring with steel insert	-	-	-	C155472	C134692	-	C134695
Support handle	-	-	-	-	CA048548	205 053 1433	CA048548
Band-Handle	-	-	-	-	C116388	-	C119061
Screw-Allen Cap	-	-	-	-	C064806	-	P073025
Suspension Hook	205 055 6993	205 055 7153	205 055 9893	-	-	854 016 6788	-
Protective Cover	205 053 3633	205 053 3643	205 053 3653	-	-	205 055 4943	-

OPTIONAL ACCESSORIES

PERFECT PACK (CONTENT)



PERFECT PACK PART NUMBER 615 812 0120

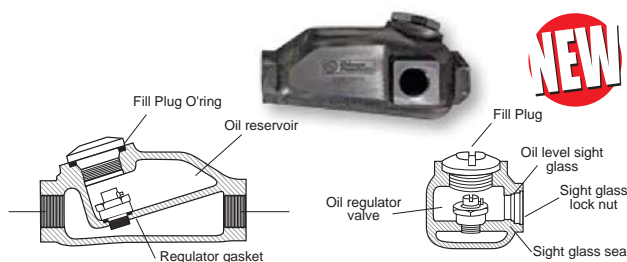
ITEM INCLUDED	SPECIFICATIONS	PART NO.	ITEM INCLUDED	SPECIFICATIONS	PART NO.
Reducer			Nipple ISO6150B	11 mm Hose Con. 16 mm	615 810 6200
Airflex	1/2" NPT	894 017 1567	EF Coupling ISO6150B	11 mm 1/2" Male	615 810 5100
Whip 1/2" NPT	1/2" NPT	CA049270	FRL	2 stages 1/2" NPT	894 016 8517
Nipple ISO6150B	11 mm 1/2" Fem	615 810 5870	FRL Stand	For 1/2" metallic FRL	615 812 0450
EF Coupling ISO6150B	11 mm Hose Con. 16 mm	615 810 5480	Oil Bottle	ProtectoLub 120 ml	CA149661
Effi Max Hose	5/8" (16mm) - 20 m	615 810 9010	Gloves	XL size	894 015 8619
Pressure Clamp HD x2	For rubber 22-25 mm	615 811 0050	Soft Tool bag		



- OPTIMAL CONDITIONS PROVIDE
MAXIMUM TOOL PERFORMANCE**
- ▶ SUFFICIENT PRESSURE
 - ▶ CONSTANT AIRFLOW
 - ▶ PROPER COUPLINGS AND NIPPLES
 - ▶ CORRECT CONNECTION TO THE TOOL
(AS RECOMMENDED IN THE OPERATOR MANUAL)
 - ▶ BETTER ERGONOMICS

INLINE OILERS

MODEL NUMBER	CAPACITY	THREAD SIZE	MAXIMUM WORKING PRESSURE
618 812 0480	30 ml (0.008 gal)	1/4" BSP	34.0 bar (500psi)
615 812 0490	40 ml (0.010 gal)	1/2" BSP	34.0 bar (500psi)
615 812 0500	110 ml (0.029 gal)	3/4" BSP	18.0 bar (260psi)



NEW



OPTIONAL ACCESSORIES



RETAINER RING WITH STEEL INSERT

One piece retainer made with polyurethane and a steel inserts. Better safety than traditional retainers

SQUARE DRIVE	INSIDE DIAMETER OF RET RING		PART NO.
	in.	mm	
3/4"	1-1/4	31	C155467
3/4"	1-7/16	36	C155468
3/4"	1-5/8	41	C134690
3/4"	1-3/4	44	C134691
3/4"	2	51	C155585
1"	1-3/4	44	C155470
1"	2	51	C155471
1"	2-1/8	54	C155472
1"	2-1/4	57	C134692
1"	2-1/2	63	C155473
1-1/2"	2-7/8	73	C134693
1-1/2"	3-3/8	86	C134694
1-1/2"	3-7/8	98	C134695
1-1/2"	4-3/8	111	C134696

1/2" SQUARE DRIVE

MODEL	DESCRIPTION	PART NO.
CP6500	1/2" square drive with 2" (50mm) extension and friction ring retainer	CA148629

LUBRICATION

OIL PROTECTO-LUBE FOR MOTOR	PART NO.
4oz. (0.12 l) - Air Tool Oil	CA149661
20.8oz (0.591 l) - Air Tool Oil	CA000046
1 Gal (3.8 l) - Airoilene Oil	P089507



GREASE PNEU-LUBE FOR CLUTCH	PART NO.
Grease Gun + 2 Nozzles (A)	C098689
Pneu-Lube Cartridge (B)	894 015 8456
Pneu-Lube 100GM Tube (C)	894 015 8455
Pneu-Lube 7# Can (D)	894 015 8457




NEW

GLOVES

DESCRIPTION	PART NO.
Impact Gloves: Medium	894 017 1574
Impact Gloves: Large	894 015 8618
Impact Gloves: X Large	894 015 8619
Impact Gloves: XX Large	894 017 1573

NEW

 Certified EN 388 (Protection against mechanical risks), the CP gloves are the ideal option to protect the operator's hands in harsh environments, such as mining and construction applications.



MAGNETIC TOOL HOLDER

MODEL	PART NO.
CP9841	894 016 6664

MAXIMUM 5,5 LBS (2,5 KG)

PROTECTIVE COVERS

TOOL	PART NO.
CP724, CP726	CA146522
CP749	CA155537
CP734H	CA129405
CP8222-P/-R	205 053 3633
CP8232-QC	205 053 3633
CP8242-P/-R	205 053 3633
CP8252-P/-R	205 053 3643
CP8272-P/-D	205 053 3653
CP828H	CA133961
CP825 (T)	CA140128
CP7830Q (HQ)	CA147993



BALANCERS SELECTION

BALANCER TYPE	MODEL	LOAD RANGE		STROKE		NET WEIGHT		PART NUMBER	CP TOOLS
		LB.	KG	FT	MM	LB.	KG		
Spring retractor	CP9912	2.2-4.4	1.0-2.0	5.2	1,600	1.3	0.6	894 109 9120	CP8222/8242
	CP9913	4.4-6.6	2.0-3.0	5.2	1,600	1.5	0.7	894 109 9130	CP8252
	CP9936	4.4-8.8	2.0-4.0	8.2	2,500	6.4	2.9	894 109 9360	CP8272
Reaction free	CP9956	22-30.9	10-14	6.5	2,000	12.1	5.5	894 109 9560	CP6910/6920
	CP9957	31-39.7	14-18	6.5	2,000	14.3	6.5	894 109 9570	CP6930
	CP9966	77-99	35-45	6.5	2,000	27.3	12.4	894 109 9660	CP6130
	CP9968	121-143	55-75	6.5	2,000	30.0	13.6	894 109 9680	CP6240



BOLTING

Spares & Dimensions



TUNE-UP KITS & REPAIR KITS

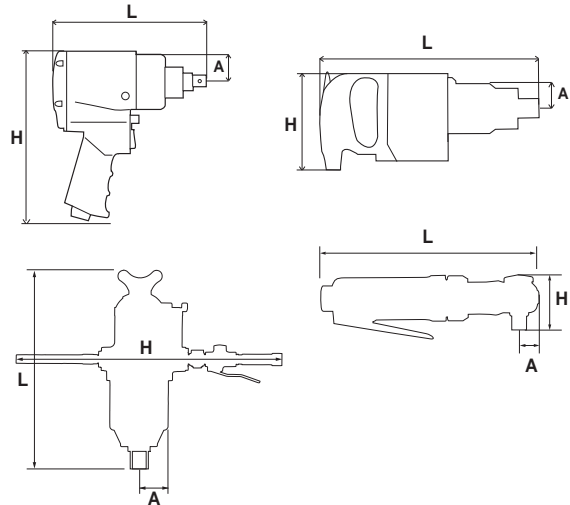
MODEL	TUNE-UP KIT	REPAIR KIT
CP0611 series	C115811	-
CP6060-P15H	205 056 0073	-
CP6060-P15R	205 056 0073	-
CP6060-P15H	205 056 0073	-
CP6130-T70	894 017 1028	-
CP6135-D80	-	-
CP6240-T120	894 017 1046	-
CP6300RSR	C157304	C157305
CP6500RSR/RS	894 015 8638	894 015 8640
CP6748EX-P12R	894 017 1687	-
CP6768/78EX-P18D	615 398 9420	-
CP6773/63-D18D	894 017 3716	-
CP6910-P24/6920-D24	205 052 0693	-
CP719	CA157285	CA157286
CP721	CA118880	-
CP724H	CA155218	CA155310
CP726H	CA155309	CA155311
CP734H	CA147716	CA147717

MODEL	TUNE-UP KIT	REPAIR KIT
CP772H	CA149746	CA149747
CP7711	895 028 0068	-
CP7721	894 017 3515	-
CP7748	894 016 9810	-
CP8222-P/R	894 055 7013	205 052 1393
CP8232-QC	894 055 7013	-
CP8242-P/R	205 055 7013	205 052 1403
CP8252-P/R	205 055 7163	205 052 1423
CP8272-P/D	205 055 7343	205 052 4713
CP9561	C137569	-
CP825T	CA155091	CA155093
CP828	CA155086	CA155084
CP828H	CA155086	CA155085
CP7830HQ	894 016 2552	894 015 8614
CP7830Q	894 016 2552	894 015 8613

DIMENSIONS

PISTOL GRIP

MODEL	DIMENSIONS					
	L		H		SIDE TO CENTER - A	
	in.	mm	in.	mm	in.	mm
CP0611P ...	10.7	272	10.7	273	1.81	46
CP6300 RSR	6.0	152	7.7	197	1.26	32
CP6500 RS/RSR	7.0	178	8.1	205	1.26	32
CP6060/70-P15	7.6	194	9.8	250	1.46	37
CP6763/73	8.8	222	9.1	232	1.61	41
CP6773/63-D18D	-	-	-	-	-	-
CP6768/78EX-P18D	-	-	-	-	-	-
CP6748EX-P11R	7.9	200	7.5	190	1.41	36
CP6910-P24	11.4	290	10.8	275	3.82	97
CP719/QC	4.5	116	6.8	172	0.87	22
CP721	6.6	167	6.1	155	0.91	23
CP724/726	6	152	7.5	190	0.95	24
CP734H	7.5	191	7.9	200	1.22	31
CP772H	9.6	245	8.7	220	3.03	77
CP7721/11	6.3	160	3.5	90	1.81	46
CP7748	7.8	200	7.3	185	1.38	50
CP8222/32/42	7	178	7.3	185	1.18	30
CP8252-P/R	7.9	200	7.9	200	1.38	35
CP8272-D/P	9.1	230	8.3	210	1.57	40
CP9541/42	6.6	168	7.2	184	1.18	30
CP9561	8.5	216	9.2	235	1.53	39



RATCHETS

MODEL	DIMENSIONS					
	L		H		SIDE TO CENTER - A	
	in.	mm	in.	mm	in.	mm
CP825T	6.5	165	1.42	36	0.59	15
CP828/H	10	254	1.97	50	0.79	20
CP7830Q/HQ	12	305	1.77	45	0.87	22

D-HANDLE & T-HANDLE

MODEL	DIMENSIONS					
	L		H		SIDE TO CENTER - A	
	in.	mm	in.	mm	in.	mm
CP0610 ...	13.5	343	6.4	162	2.13	54
CP0611 ...	12.5	318	6.2	158	1.81	46
CP6110 ...	13.0	330	6.3	160	1.61	44
CP6120 ...	14.8	375	6.5	165	2.12	54
CP6130-T70	19.7	500	33.5	850	3.14	80
CP6135-D80	16.1	409	7.8	198	2.65	68
CP6240-T120	24.1	610	37.4	950	3.54	90
CP6920-P24	14.2	360	7.9	200	3.86	97
CP6930-D35	16.3	415	9.25	235	2.56	65

CP825T ★



SMALL & DURABLE

FEATURES

- Progressive teasing throttle
- Small ratchet, only 6.5" (165 mm) long
- Convenient forward and reverse button

BENEFITS

- Ratchets for General Maintenance
- Ideal for tight access applications
- Compact and lightweight

CP828H ★



CP828

Same features as CP828H with 3/8" Square Drive

DURABLE

FEATURES

- Durable aluminum alloy design
- Features CP's patented TriSpring anti-slip head design
- Grease fitting on the reverse lever

BENEFITS

- General maintenance and excellent durability
- Great power up to 50 ft.lbs (70 Nm)



CP7830HQ

CP7830HQ ★



CP7830Q

Same features as CP7830HQ with 3/8" square drive

POWERFUL, COMFORTABLE & DURABLE

FEATURES

- Adjustable side exhaust, low noise
- Progressive tease throttle
- Highest torque on the market: 90 ft.lbs (122 Nm)

BENEFITS

- Ratchet for General Maintenance applications
- High torque & durable
- Light weight and well balanced tool



See accessories and dimensions on pages 28 to 30

★ GENERAL MAINTENANCE ★★ INDUSTRIAL MAINTENANCE & PRODUCTION ★★★ SUPER INDUSTRIAL

MODEL	PART NUMBER	DRIVE	FREE SPEED		WORKING TORQUE (FW)		MAX TORQUE (FW)		NET WEIGHT		LENGTH		AIR CONS @ FREE SPEED		VIBRATION LEVEL ISO 28927 (M/S2)		SOUND PRESS.	SOUND POWER	AIR INLET
			in.	rpm	ft.lb	Nm	ft.lb	Nm	lb	kg	in.	mm	cfm	l/s	a	k	ISO 15744 - db(a)	in.	
CP7830HQ	894 107 8308	1/2	190	10-90	13-122	90	122	2.7	1.2	12	305	21.0	8.7	4.1	1.4	85	96	1/4	
CP7830Q	894 107 8306	3/8	190	10-90	13-122	90	122	2.7	1.2	12	305	21.0	8.7	4.1	1.4	85	96	1/4	
CP825T	T023190	3/8	200	5-15	7-21	15	21	1.9	0.9	6.5	165	11.0	5.1	3	1.2	87	98	1/4	
CP828	T022708	3/8	150	10-50	13-70	50	70	2.4	1.1	10	254	15.0	7.1	3.2	1.3	97	108	1/4	
CP828H	T022970	1/2	150	10-50	13-70	50	70	2.4	1.1	10	254	15.0	7.1	3.2	1.3	97	108	1/4	

All models: Hose int. 3/8" (10mm) - @90 PSI (@6.3 Bar)

Listed specifications are for reference only. Please check documents in each tool.

BOLTING

Impact Sockets



SET - 1/4" SQUARE DRIVE IMPACT SOCKETS

MODEL	PART NUMBER	TYPE	NO. OF PIECES	DIMENSIONS
METRIC (mm)				
SS2114	894 016 4436	STANDARD	14	4, 4.5, 5, 5.5, 6, 7, 8, 9, 10, 11, 12, 13, 14 & 15 mm
SS2114D	894 016 4437	DEEP	14	4, 4.5, 5, 5.5, 6, 7, 8, 9, 10, 11, 12, 13, 14 & 15 mm
SS2112G	894 016 4439	MAGNETIC	12	5, 5.5, 6, 7, 8, 9, 10, 11, 12, 13, 14 & 15 mm
SS2112DG	894 016 4440	DEEP MAGNETIC	12	5, 5.5, 6, 7, 8, 9, 10, 11, 12, 13, 14 & 15 mm
SAE (in)				
SS2010	894 016 4441	STANDARD	10	3/16", 7/32", 1/4", 9/32", 5/16", 11/32", 3/8", 7/16", 1/2" & 9/16"
SS2010E	894 016 4442	DEEP	10	3/16", 7/32", 1/4", 9/32", 5/16", 11/32", 3/8", 7/16", 1/2" & 9/16"
SS206U	894 016 4443	UNIVERSAL	6	1/4", 5/16", 3/8", 7/16", 1/2" & 9/16"
SS209G	894 016 4444	MAGNETIC	9	3/16", 7/32", 1/4", 9/32", 5/16", 11/32", 3/8", 7/16" & 1/2"
SS209DG	894 016 4445	DEEP MAGNETIC	9	3/16", 7/32", 1/4", 9/32", 5/16", 11/32", 3/8", 7/16" & 1/2"



SET - 3/8" SQUARE DRIVE IMPACT SOCKETS

MODEL	PART NUMBER	TYPE	NO. OF PIECES	DIMENSIONS
METRIC (mm)				
SS3113	894 016 4446	STANDARD	13	7, 8, 9, 10, 11, 12, 13, 14, 15, 16, 17, 18 & 19 mm
SS3113D	894 016 4447	DEEP	13	7, 8, 9, 10, 11, 12, 13, 14, 15, 16, 17, 18 & 19 mm
SS3110U	894 016 4448	UNIVERSAL	10	10, 11, 12, 13, 14, 15, 16, 17, 18 & 19 mm
SS3110DU	894 016 4449	DEEP UNIVERSAL	10	10, 11, 12, 13, 14, 15, 16, 17, 18 & 19 mm
SS3113G	894 016 4450	MAGNETIC	13	7, 8, 9, 10, 11, 12, 13, 14, 15, 16, 17, 18 & 19 mm
SS3113DG	894 016 4451	DEEP MAGNETIC	13	7, 8, 9, 10, 11, 12, 13, 14, 15, 16, 17, 18 & 19 mm
SAE (in)				
SS3012	894 016 4452	STANDARD	12	5/16", 3/8", 7/16", 1/2", 9/16", 5/8", 11/16", 3/4", 13/16", 7/8", 15/16" & 1"
SS3012D	894 016 4453	DEEP	12	5/16", 3/8", 7/16", 1/2", 9/16", 5/8", 11/16", 3/4", 13/16", 7/8", 15/16" & 1"
SS3012U	894 016 4454	UNIVERSAL	12	5/16", 3/8", 7/16", 1/2", 9/16", 5/8", 11/16", 3/4", 13/16", 7/8", 15/16" & 1"
SS3012DU	894 016 4455	DEEP UNIVERSAL	12	5/16", 3/8", 7/16", 1/2", 9/16", 5/8", 11/16", 3/4", 13/16", 7/8", 15/16" & 1"
SS309G	894 016 4456	MAGNETIC	9	1/4", 5/16", 3/8", 7/16", 1/2", 9/16", 5/8", 11/16" & 3/4"
SS309DG	894 016 4457	DEEP MAGNETIC	9	1/4", 5/16", 3/8", 7/16", 1/2", 9/16", 5/8", 11/16" & 3/4"



SET - 1/2" SQUARE DRIVE IMPACT SOCKETS

MODEL	PART NUMBER	TYPE	NO. OF PIECES	DIMENSIONS
METRIC (mm)				
SS4114	894 016 4458	STANDARD	14	10, 11, 12, 13, 14, 15, 16, 17, 18, 19, 21, 22, 26 & 27 mm
SS4114D	894 016 4459	DEEP	14	10, 11, 12, 13, 14, 15, 16, 17, 18, 19, 21, 22, 26 & 27 mm
SS4113U	894 016 4460	UNIVERSAL	13	12, 13, 14, 15, 16, 17, 18, 19, 20, 21, 22, 23 & 24 mm
SS4113DU	894 016 4461	DEEP UNIVERSAL	13	12, 13, 14, 15, 16, 17, 18, 19, 20, 21, 22, 23 & 24 mm
SS4112G	894 016 4462	MAGNETIC	12	10, 11, 12, 13, 14, 15, 16, 17, 18, 19, 20 & 21 mm
SS4112DG	894 016 4463	DEEP MAGNETIC	12	10, 11, 12, 13, 14, 15, 16, 17, 18, 19, 20 & 21 mm
SS413DTW	894 016 6760	THIN WALL	3	17, 19 & 21 mm
SAE (in)				
SS4013	894 016 4465	STANDARD	13	7/16", 1/2", 9/16, 5/8", 11/16", 3/4", 13/16", 7/8", 15/16", 1", 1-1/16", 1-1/8" & 1-1/4"
SS4013D	894 016 4466	DEEP	13	7/16", 1/2", 9/16, 5/8", 11/16", 3/4", 13/16", 7/8", 15/16", 1", 1-1/16", 1-1/8" & 1-1/4"
SS4014U	894 016 4467	UNIVERSAL	14	7/16", 1/2", 9/16, 5/8", 11/16", 3/4", 13/16", 7/8", 15/16", 1", 1-1/16", 1-1/8", 1-3/16" & 1-1/4"
SS4014DU	894 016 4468	DEEP UNIVERSAL	14	7/16", 1/2", 9/16, 5/8", 11/16", 3/4", 13/16", 7/8", 15/16", 1", 1-1/16", 1-1/8", 1-3/16" & 1-1/4"
SS4011G	894 016 4469	MAGNETIC	11	3/8", 7/16", 1/2", 9/16, 5/8", 11/16", 3/4", 13/16", 7/8", 15/16" & 1"
SS4011DG	894 016 4470	DEEP MAGNETIC	11	3/8", 7/16", 1/2", 9/16, 5/8", 11/16", 3/4", 13/16", 7/8", 15/16" & 1"





SET - 3/4" SQUARE DRIVE IMPACT SOCKETS

MODEL	PART NUMBER	TYPE	NO. OF PIECES	DIMENSIONS
METRIC (mm)				
SS618	894 016 4472	STANDARD	8	26, 27, 29, 30, 32, 35, 36 & 38 mm
SS618D	894 016 4473	DEEP	8	26, 27, 29, 30, 32, 35, 36 & 38 mm
SAE (in)				
SS6008D	894 016 7073	DEEP	8	1", 1-1/16", 1-1/8", 1-1/4", 1-5/16", 1-3/8", 1-7/16" & 1-1/2"
SS6014D	894 016 4475	DEEP	14	3/4", 13/16", 7/8", 15/16", 1", 1-1/16", 1-1/8", 1-3/16", 1-1/4", 1-5/16", 1-3/8", 1-7/16", 1-1/2" & 1-5/8"

SET - 1" SQUARE DRIVE IMPACT SOCKETS



MODEL	PART NUMBER	TYPE	NO. OF PIECES	DIMENSIONS
METRIC (mm)				
SS818	894 016 4476	STANDARD	8	27, 30, 32, 33, 35, 36, 38 & 41 mm
SS814D	894 016 6016	DEEP	4	27, 32, 33 & 36 mm
SS818D	894 016 4477	DEEP	8	27, 30, 32, 33, 35, 36, 38 & 41 mm
SAE (in)				
SS808	894 016 4478	STANDARD	8	7/8", 15/16", 1", 1-1/16", 1-1/8", 1-3/16", 1-1/4" & 1-1/2"
SS808D	894 016 4479	DEEP	8	7/8", 15/16", 1", 1-1/16", 1-1/8", 1-3/16", 1-1/4" & 1-1/2"

1-1/2" IMPACT SOCKETS - SINGLE PIECES



MODEL	DESCRIPTION	PART NO.
S1041M	1-1/2" DR STD Impact Socket 41mm	894 016 9348
S1046M	1-1/2" DR STD Impact Socket 46mm	894 016 9349
S1050M	1-1/2" DR STD Impact Socket 50mm	894 016 9350
S1055M	1-1/2" DR STD Impact Socket 55mm	894 016 9351
S1060M	1-1/2" DR STD Impact Socket 60mm	894 016 9352
S1065M	1-1/2" DR STD Impact Socket 65mm	894 016 9353
S1070M	1-1/2" DR STD Impact Socket 70mm	894 016 9354
S1075M	1-1/2" DR STD Impact Socket 75mm	894 016 9355
S1080M	1-1/2" DR STD Impact Socket 80mm	894 016 9356
S1085M	1-1/2" DR STD Impact Socket 85mm	894 016 9357
S1090M	1-1/2" DR STD Impact Socket 90mm	894 016 9358
S1080MD	1-1/2" DR Deep Impact Socket 80mm	894 016 9359



RETAINING RING WITH STEEL INSERT GUARANTEES SOCKET RETENTION TO THE ANVIL. CHECK RETAINING RING SIZES FOR 3/4", 1", AND 1-1/2" ANVILS ON PAGE 29

SAFETY FIRST!

For further information about the individual sizes, adapters and extensions see the Impact Sockets catalog available from www.cp.com/literature



BLUETORK NUTRUNNERS



The most reliable and ergonomic solution for heavy machinery, railway, oil and gas, and construction tightening applications

TOOL SELECTION

- 1 - Reaction bar type
- 2 - Rotating direction
- 3 - Number of torque presets

CP7600xB




CP7600C



BLUETORK NUTRUNNERS

1 Choose reaction bar type



2 Select either Forward or Fwd/Rev tool

- ... Forward only

R... Forward and reverse



3 Select number of preset torques needed

- ... 1 torque preset

4P... 4 torque presets



CP7600xB

1"



CP7600C

Same features as CP7600xB but short version and CUPS reaction bar in option

THE MOST ERGONOMIC & EFFICIENT SOLUTION FOR INDUSTRIAL MAINTENANCE.

FEATURES

- Air Shut-off clutch at preset torque
- Integrated reaction bar standard with blade
- Low noise level: 79 dB(A)

BENEFITS

- Selection up to 4 calibrated tightening torque
- Accurate torque
- Increased operator comfort for greater productivity



Spring loaded cup
894 016 4622

Japanese type cup
894 016 7401

CUPS (TO BE ORDERED WITH THE CP7600C)

ACCESSORIES



DESCRIPTION	PART NUMBER
Protective cover 1P - Black	894 016 4648
Protective cover 1P - Blue	894 016 4649
Protective cover 4P - Black	894 016 4650
Protective cover 4P - Blue	894 016 4651

DESCRIPTION	PART NUMBER
Impact Gloves: Medium	894 017 1574
Impact Gloves: Large	894 015 8618
Impact Gloves: X Large	894 015 8619
Impact Gloves: XX Large	894 017 1573
DESCRIPTION	PART NUMBER
Suspension yoke Reversible	894 016 6654
Suspension yoke Non reversible	894 016 6659

MODEL	SQUARE DRIVE	SHUT-OFF TORQUE RANGE				FREE SPEED	MAX. AIR CONSUMPTION		AIR INLET
		Min		Max			cfm	l/s	
	in.	ft.lb	Nm	ft.lb	Nm	rpm			
All CP7600	1	330	450	665	900	100	19	40	3/8"

MODEL	PART NUMBER	REACTION BAR TYPE	REVERSIBILITY	TORQUE PRESETS	OVERALL LENGTH		NET WEIGHT	
					in.	mm	lb	kg
CP7600xB	894 107 6010	xB reaction bar	Non Reversible	1	12.9	328	13.2	6.0
CP7600xB-R	894 107 6011	xB reaction bar	Reversible	1	13.6	345	14.6	6.6
CP7600xB-R4P	894 107 6015	xB reaction bar	Reversible	4	15.0	380	15.2	6.9
CP7600C-R	894 107 6031	C reaction bar	Reversible	1	13.6	345	16.3	7.4
CP7600C-R4P	894 107 6035	C reaction bar	Reversible	4	15.0	380	17.0	7.7

HYDRAULIC BOLTING



▶ TITAN T-Series hydraulic torque wrenches are designed to be stronger and longer-lasting than any other similar products on the market.



▶ The LP Series offers a low nose and flat design for extremely tight application accessibility without sacrificing power.

HOW TO SELECT YOUR HYDRAULIC BOLTING TOOL ?

STEP 1 AND 2

Torque

▶ Select the power head cylinder or T tool depending on torque required.



Application

▶ Select the right link depending on the power head cylinder chosen and the hexagonal bolt size required.



OR



STEP 3

Pump

▶ Select the right pump depending on the torque required and the frequency of use.



STEP 4

Hose / Accessories

▶ Select the hose length and accessories depending on the application.



T SERIES: Square drive hydraulic torque wrenches

Your industrial bolting applications require a hydraulic torque wrench that's powerful enough to consistently deliver accurate performance, even under the toughest conditions. TITAN T-Series hydraulic torque wrenches are designed to be stronger and longer-lasting than any other similar product on the market.

The Titan T-Series torque wrenches are powerful, accurate, durable, and efficient. Every Titan hydraulic torque wrench is cycle tested under load and then calibrated. Each hydraulic torque wrench has a calibration certificate with traceability to N.I.S.T. All testing equipment includes a calibration by NVLAP Accredited Calibration Laboratory.

The T Series Benefits

- Patented multi-axis Tru-Swivel
- Prevents hose kinking and increases ease of operation
- 360° Rotating reaction arm
- Excellent power to weight ratio


PATENTED MULTI AXIS THRU-SWIVEL

- Allows greater hose mobility
- Greater range of hose position
- Prevent hose kinking



360° ROTATING REACTION ARM

- Multi-axis design
- Ease of motion



- VERSATILE SQUARE DRIVE**
- Quick change system
 - 3 square drive sizes available

- CORROSION RESISTANCE**
- Hard coat anodized finish



SUPERIOR BOLTING SOLUTIONS
ROBUST, POWERFUL AND ACCURATE

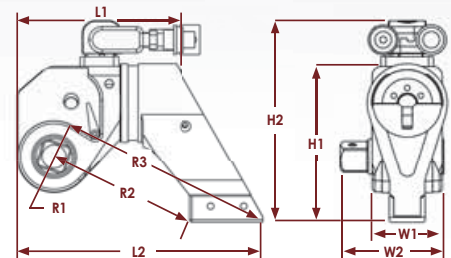


FEATURES

- Certified torque accuracy of +/-3%.
- Robust Ratchet Mechanism assures High repeatability.
- Crafted from the highest quality aircraft-grade materials for ultimate strength and durability (AQ Grade 7075-T6 Light Alloy).
- Titan Piston system eliminates piston and cylinder damage due to over-stroke .
- Hard coat Anodized finish .
- Unique single-piece drive pawl design for ultimate accuracy and longevity.
- Components manufactured to ISO 9001/AS9100C:2009 standards.

T Series Dimensions

MODEL	DIMENSIONS																	
	L1		L2		H1		H2		R1		R2		R3		W1		W2	
	in	mm	in	mm	in	mm	in	mm	in	mm	in	mm	in	mm	in	mm	in	mm
T1	4,79	121,7	7,02	178,3	4,39	111,5	5,83	148,1	1,03	26,2	4,41	112	6,26	159	2,04	51,8	2,95	74,9
T3	6,24	158,5	9,26	235,2	5,95	151,1	7,44	189	1,37	34,8	5,77	146,6	8,26	209,8	2,63	66,8	3,89	98,8
T5	7,45	189,2	11,15	283,2	7,07	179,6	8,81	223,8	1,65	41,9	6,82	173,2	9,92	252	3,15	80	4,97	126,2
T8	8,36	212,3	12,58	319,5	8,08	205,2	9,82	249,4	1,87	47,5	7,72	196,1	11,19	284,2	3,58	90,9	5,4	137,2
T10	9,17	232,9	13,89	352,8	8,97	227,8	10,71	272	2,05	52,1	8,62	218,9	12,39	314,7	3,95	100,3	5,84	148,3
T25	12,52	318	18,57	471,7	11,95	303,5	13,69	347,7	2,77	70,4	11,4	291,1	16,52	419,6	5,25	133,4	7,85	199,4



MODEL	PART NUMBER	SQUARE DRIVE	OPTIONAL SQUARE DRIVE SIZES	TORQUE		WEIGHT (INCL REACTION ARM)		ACCURACY
				TORQUE		WEIGHT		
				ft. lb.	Nm	lbs	kg	%
T1	615 155 0010	3/4"	1/2 & 1	197 - 1304		5 2.27		± 3%
T3	615 155 0020	1"	3/4 & 1 1/2	468 - 2971		10 4.54		± 3%
T5	615 155 0030	1-1/2"	1 & 2 1/2	816 - 5300		17 7.71		± 3%
T8	615 155 0040	1-1/2"	1 & 2 1/2	1168 - 7818		25 11.34		± 3%
T10	615 155 0050	1-1/2"	1 & 2 1/2	1662 - 10368		30 13.61		± 3%
T25	615 155 0060	2-1/2"	1 1/2 & 3 1/2	3726 - 22264		70 31.75		± 3%

RANGE OPTIONAL HEX DRIVES SIZES	
in	mm
3/8" to 1"	9 to 26
5/8" to 1-1/4"	16 to 32
1 to 1-1/2"	26 to 38
1-1/8" to 1-3/4"	28 to 45
1-1/4" to 2"	32 to 51
1-5/8" to 2-1/4"	41 to 57

LP SERIES



LP series

SUPERIOR BOLTING SOLUTIONS
LOW PROFILE,
VERSATILE
AND POWERFUL



FEATURES

- Certified torque accuracy of +/- 3%
- The Titan WIDE TRACK ratchet tooth design distributes stress evenly, which provides a bigger contact area that deliver the strength to get the job done right every time.
- Crafted from the highest quality aircraft-grade material for ultimate strength and durability (Aisi 4340 alloy steel)
- Low nose and flat design for extremely tight application accessibility
- Extremely versatile and light-weight



LP Series SuperThin® model

Extremely low profile hydraulic wrench, see details on page 43

LP series: Low Profile Hydraulic Torque Wrenches

For bolting applications that require powerful performance in tight spaces, Titan's LP Series hydraulic torque wrench gets the job done right. The LP Series Hydraulic Torque Wrench is unique because of the "Wide Track" ratchet tooth design that distributes stress evenly, which provides a bigger contact area that delivers the strength to get the job done right every time. Each hydraulic torque wrench has a calibration certificate with traceability to N.I.S.T. All testing equipment is calibrated by NVLAP Accredited Calibration Laboratory.

The LP Series Benefits


- Patented Multi Axis Thru-Swivel prevents hose kinking and provides for ease of operation
- Flat design : Easy fit on the tightest bolt patterns
- Unique Wide-Track ratchet teeth
- Modular concept

FLAT DESIGN

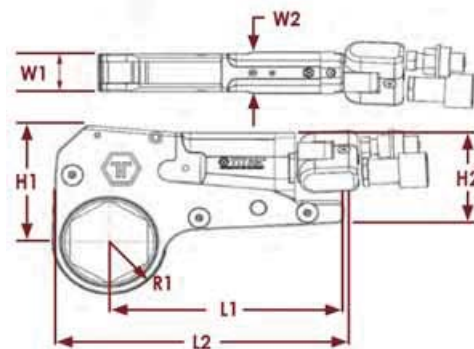
- Easy fit on the tightest bolt patterns
- Sits flat on the application

PATENTED MULTI AXIS THRU-SWIVEL

- Allow hose liberty movement
- Greater range of hose position

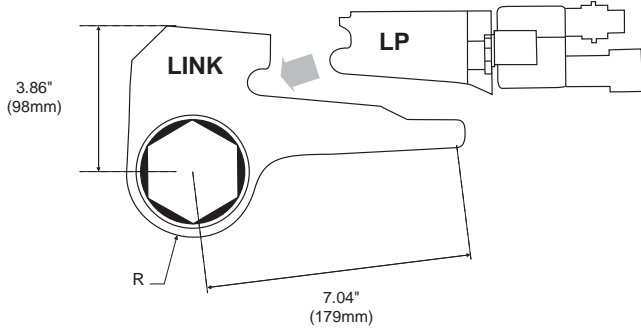


LP Series and SuperThin® LP Series Dimensions



MODEL	DIMENSIONS											
	L1		L2		H1		H2		W1		W2	
	in	mm	in	mm	in	mm	in	mm	in	mm	in	mm
2LP	7	177,8	8,9	226,1	3,86	98	3,45	87,6	1,25	31,8	1,25	31,8
4LP	8,41	213,6	10,7	271,8	4,77	121,2	3,78	96	1,62	41,1	1,75	44,5
8LP	11,31	287,3	14,27	362,5	6,16	156,5	6,05	153,7	2,1	53,3	2,1	53,3
16LP	14	355,6	17,95	455,9	7,25	184,2	8,5	215,9	2,35	59,7	2,45	62,2
32LP	16	406,4	19,25	489	10,5	266,7	10,9	276,9	2,55	64,8	2,8	71,1
48LP	16	406,4	19,25	489	10,5	266,7	10,9	276,9	2,55	64,8	3,1	78,7
4LPST SuperThin	8,41	213,6	10,7	271,8	4,77	121,2	3,78	96	1	25,4	1,75	44,5

LP2 Cylinder + 2LP Links Specifications
 Torque range:
 268-1826 ft.lbs - 363-2476 Nm



LP2

LOW PROFILE WRENCH

LP2 CYLINDER	2LP LINKS				R: RADIUS		TOTAL WEIGHT	
	LINKS PART NUMBER	DESIGNATION	HEX male	HEX in.	mm	in.	lbs	kg
615 155 0180 268-1826 ft.Lbs 363-2476 Nm	615 812 2910	2LP03-12 3/4"	19 mm	3/4"	25,9	1,02	5,6	2,56
	615 812 2920	2LP03-13 13/16"	21 mm	13/16"	25,9	1,02	5,6	2,56
	615 812 2930	2LP03-14 7/8"	22 mm	7/8"	25,9	1,02	5,6	2,56
	615 812 2940	2LP03-15 15/16"	24 mm	15/16"	25,9	1,02	5,6	2,56
	615 812 2950	2LP03-100 1"	25 mm	1"	25,9	1,02	5,6	2,56
	615 812 2960	2LP03-101 1-1/16"	27 mm	1-1/16"	25,9	1,02	5,6	2,56
	615 812 2970	2LP03-102 1-1/8"	29 mm	1-1/8"	25,9	1,02	5,6	2,56
	615 812 2980	2LP04-103 1-3/16"	30 mm	1-3/16"	27,7	1,09	5,9	2,66
	615 812 2990	2LP04-104 1-1/4"	32 mm	1-1/4"	27,7	1,09	5,9	2,66
	615 812 3000	2LP05-105 1-5/16"	33 mm	1-5/16"	30,5	1,2	6,1	2,76
	615 812 3010	2LP05-106 1-3/8"	35 mm	1-3/8"	30,5	1,2	6,1	2,76
	615 812 3020	2LP05-36 mm 1-5/12"	36 mm	1-5/12"	30,5	1,2	6,1	2,76
	615 812 3030	2LP05-107 1-7/16"	37 mm	1-7/16"	30,5	1,2	6,1	2,76
	615 812 3040	2LP06-108 1-1/2"	38 mm	1-1/2"	33	1,3	6,3	2,86
	615 812 3050	2LP06-109 1-9/16"	40 mm	1-9/16"	33	1,3	6,3	2,86
	615 812 3060	2LP06-110 1-5/8"	41 mm	1-5/8"	33	1,3	6,3	2,86
	615 812 3070	2LP06-42 mm	42 mm		33	1,3	6,3	2,86
	615 812 3080	2LP07-111 1-11/16"	43 mm	1-11/16"	35,8	1,41	6,5	2,96
	615 812 3090	2LP07-112 1-3/4"	44 mm	1-3/4"	35,8	1,41	6,5	2,96
	615 812 3100	2LP07-45 mm 1-7/9"	45 mm	1-7/9"	35,8	1,41	6,5	2,96
	615 812 3110	2LP07-113 1-13/16"	46 mm	1-13/16"	35,8	1,41	6,5	2,96
	615 812 3120	2LP08-114 1-7/8"	47 mm	1-7/8"	38,6	1,52	6,7	3,06
	615 812 3130	2LP08-48 mm 1-8/9"	48 mm	1-8/9"	38,6	1,52	6,7	3,06
	615 812 3140	2LP08-115 1-15/16"	49 mm	1-15/16"	38,6	1,52	6,7	3,06
	615 812 3150	2LP08-50 mm 1-31/32"	50 mm	1-31/32"	38,6	1,52	6,7	3,06
	615 812 3160	2LP08-200 2"	51 mm	2"	38,6	1,52	6,7	3,06
	615 812 3170	2LP09-201 2-1/16"	52 mm	2-1/16"	41,4	1,63	7	3,16
	615 812 3180	2LP09-202 2-1/8"	54 mm	2-1/8"	41,4	1,63	7	3,16
	615 812 3190	2LP09-55 mm 2-1/6"	55 mm	2-1/6"	41,4	1,63	7	3,16
	615 812 3200	2LP09-203 2-3/16"	56 mm	2-3/16"	41,4	1,63	7	3,16
	615 812 3210	2LP10-204 2-1/4"	57 mm	2-1/4"	44,2	1,74	7	3,16
	615 812 3220	2LP10-58 mm 2-9/32"	58 mm	2-9/32"	44,2	1,74	7	3,16
615 812 3230	2LP10-205 2-5/16"	59 mm	2-5/16"	44,2	1,74	7	3,16	
615 812 3240	2LP10-206 2-3/8"	60 mm	2-3/8"	44,2	1,74	7	3,16	

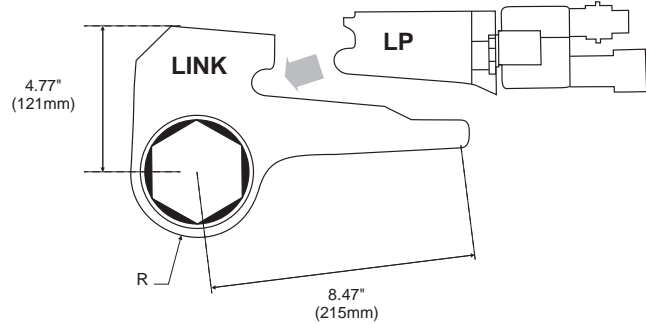
LP SERIES



LP4

LOW PROFILE WRENCH

LP4 Cylinder + 4LP Links Specifications
 Torque range:
 504-3451 ft.lbs - 683-4680 Nm



LP4 CYLINDER	4LP LINKS				R: RADIUS		TOTAL WEIGHT	
	LINKS PART NUMBER	DESIGNATION	HEX male	HEX in.	mm	in.	lbs	kg
615 155 0190 504-3451 ft.lbs 683-4680 Nm	615 812 3250	4LP03-100 1" - 25 mm	25 mm	1"	33,5	1,32	11	5,02
	615 812 3260	4LP03-101 1-1/16" - 27 mm	27 mm	1-1/16"	33,5	1,32	11	5,02
	615 812 3270	4LP03-102 1-1/8" - 29 mm	29 mm	1-1/8"	33,5	1,32	11	5,02
	615 812 3280	4LP03-103 1-3/16" - 30 mm	30 mm	1-3/16"	33,5	1,32	11	5,02
	615 812 3290	4LP03-104 1-1/4" - 32 mm	32 mm	1-1/4"	33,5	1,32	11	5,02
	615 812 3300	4LP03-105 1-5/16" - 33 mm	33 mm	1-5/16"	33,5	1,32	11	5,02
	615 812 3310	4LP03-34 mm 34 mm	34 mm		33,5	1,32	11	5,02
	615 812 3320	4LP03-106 1-3/8" - 35 mm	35 mm	1-3/8"	33,5	1,32	11	5,02
	615 812 3330	4LP03-36 Mm 1-5/12" - 36 mm	36 mm	1-5/12"	33,5	1,32	11	5,02
	615 812 3340	4LP03-107 1-7/16" - 37 mm	37 mm	1-7/16"	33,5	1,32	11	5,02
	615 812 3350	4LP04-108 1-1/2" - 38 mm	38 mm	1-1/2"	36,3	1,43	11,3	5,12
	615 812 3360	4LP04-109 1-9/16" - 40 mm	40 mm	1-9/16"	36,3	1,43	11,3	5,12
	615 812 3370	4LP04-110 1-5/8" - 41 mm	41 mm	1-5/8"	36,3	1,43	11,3	5,12
	615 812 3380	4LP05-42 mm 42 mm	42 mm		39,1	1,54	11,5	5,22
	615 812 3390	4LP05-111 1-11/16" - 43 mm	43 mm	1-11/16"	39,1	1,54	11,5	5,22
	615 812 3400	4LP05-112 1-3/4" - 44 Mm	44 mm	1-3/4"	39,1	1,54	11,5	5,22
	615 812 3410	4LP05-45 mm 1-7/9" - 45 mm	45 mm	1-7/9"	39,1	1,54	11,5	5,22
	615 812 3420	4LP05-113 1-13/16" - 46 mm	46 mm	1-13/16"	39,1	1,54	11,5	5,22
	615 812 3430	4LP06-114 1-7/8" - 47 mm	47 mm	1-7/8"	41,9	1,65	11,7	5,32
	615 812 3440	4LP06-48 mm 1-8/9" - 48 mm	48 mm	1-8/9"	41,9	1,65	11,7	5,32
	615 812 3450	4LP06-115 1-15/16" - 49 Mm	49 mm	1-15/16"	41,9	1,65	11,7	5,32
	615 812 3460	4LP06-50 mm 1-31/32" - 50 mm	50 mm	1-31/32"	41,9	1,65	11,7	5,32
	615 812 3470	4LP06-200 2" - 51 mm	51 mm	2"	41,9	1,65	11,7	5,32
	615 812 3480	4LP07-201 2-1/16" - 52 mm	52 mm	2-1/16"	44,4	1,75	11,9	5,42
	615 812 3490	4LP07-53 mm 53 mm	53 mm		44,4	1,75	11,9	5,42
	615 812 3500	4LP07-202 2-1/8" - 54 mm	54 mm	2-1/8"	44,4	1,75	11,9	5,42
	615 812 3510	4LP07-55 mm 2-1/6" - 55 mm	55 mm	2-1/6"	44,4	1,75	11,9	5,42
	615 812 3520	4LP07-203 2-3/16" - 56 mm	56 mm	2-3/16"	44,4	1,75	11,9	5,42
	615 812 3530	4LP08-204 2-1/4" - 57 Mm	57 mm	2-1/4"	47,2	1,86	12,1	5,52
	615 812 3540	4LP08-58 mm 2-9/32" - 58 mm	58 mm	2-9/32"	47,2	1,86	12,1	5,52
	615 812 3550	4LP08-205 2-5/16" - 59 mm	59 mm	2-5/16"	47,2	1,86	12,1	5,52
	615 812 3560	4LP08-206 2-3/8" - 60 mm	60 mm	2-3/8"	47,2	1,86	12,1	5,52
	615 812 3570	4LP09-207 2-7/16" - 62 mm	62 mm	2-7/16"	50	1,97	12,4	5,62
	615 812 3580	4LP09-208 2-1/2" - 63 mm	63 mm	2-1/2"	50	1,97	12,4	5,62
	615 812 3590	4LP09-64 mm 64 mm	64 mm		50	1,97	12,4	5,62
	615 812 3600	4LP09-209 2-9/16" - 65 mm	65 mm	2-9/16"	50	1,97	12,4	5,62
	615 812 3610	4LP10-210 2-5/8" - 67 mm	67 mm	2-5/8"	52,8	2,08	12,6	5,72
	615 812 3620	4LP10-211 2-11/16" - 68 mm	68 mm	2-11/16"	52,8	2,08	12,6	5,72
	615 812 3630	4LP10-212 2-3/4" - 70 mm	70 mm	2-3/4"	52,8	2,08	12,6	5,72
	615 812 3640	4LP11-213 2-13/16" - 71 mm	71 mm	2-13/16"	55,6	2,19	12,8	5,82
615 812 3650	4LP11-214 2-7/8" - 73 mm	73 mm	2-7/8"	55,6	2,19	12,8	5,82	
615 812 3660	4LP11-215 2-15/16" - 75 mm	75 mm	2-15/16"	55,6	2,19	12,8	5,82	
615 812 3670	4LP12-300 3" - 76 mm	76 mm	3"	58,6	2,31	13	5,92	
615 812 3680	4LP12-301 3-1/16" - 78 mm	78 mm	3-1/16"	58,6	2,31	13	5,92	
615 812 3690	4LP12-302 3-1/8" - 79 mm	79 mm	3-1/8"	58,6	2,31	13	5,92	
615 812 3700	4LP12-80 mm 3-3/20" - 80 mm	80 mm	3-3/20"	58,6	2,31	13	5,92	

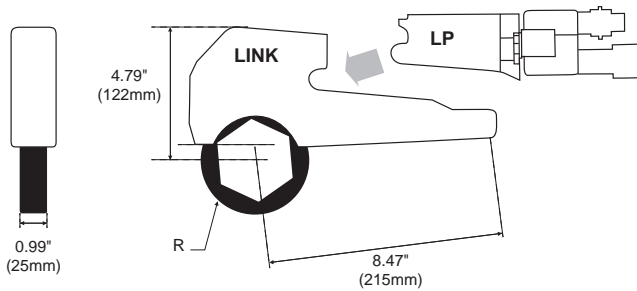
LP Series SUPERTHIN® LINK

Extremely Low Profile Hydraulic Wrench

Torque range:
390-2900 ft.lbs - 530-3950 Nm


The LP Series SUPERTHIN® Benefits

- LP Series Modular Concept, compatible with the LP4 cylinder model
- Fits where others can't: smallest link radius available today
- Extremely versatile
- Accurate: uses concentric straps around the bolt



SUPERTHIN® LINK

LP4 CYLINDER	ST LINKS				R: RADIUS		TOTAL WEIGHT	
	LINKS PART NUMBER	DESIGNATION	HEX male	HEX in.	mm	in.	lbs	kg
615 155 0190 504-3451 ft.lbs 683-4680 Nm	615 812 8170	ST LINK 4LP-ST-07-113	46 mm	1-13/16"	43,9	1,73	10,2	4,62
	615 812 8180	ST LINK 4LP-ST-07-114	47 mm	1-7/8"	43,9	1,73	10,2	4,62
	615 812 8820	ST LINK 4LP-ST-07	50 mm		43,9	1,73	10,2	4,62
	615 812 8190	ST LINK 4LP-ST-07-200	51 mm	2"	43,9	1,73	10,6	4,82
	615 812 8200	ST LINK 4LP-ST-07-202	54 mm	2-1/8"	43,9	1,73	10,8	4,92
	615 812 8220	ST LINK 4LP-ST-07-M55	55 mm	2-1/6"	43,9	1,73	10,8	4,92
	615 812 8210	ST LINK 4LP-ST-07-203	56 mm	2-3/16"	43,9	1,73	11	5,02
	615 812 8530	ST LINK 4LP-ST-08-203	56 mm	2-3/16"	47,2	1,86	11,2	5,1
	615 812 8540	ST LINK 4LP-ST-08-206	60 mm	2-3/8"	47,2	1,86	11,2	5,1
	615 812 8240	ST LINK 4LP-ST-09-209	65 mm	2-9/16"	49,3	1,94	11,7	5,32
	615 812 8560	ST LINK 4LP-ST-10-212	70 mm	2-3/4"	52,6	2,07	11,8	5,37
	615 812 8260	ST LINK 4LP-ST-11-213	71 mm	2-13/16"	55,1	2,17	11,9	5,42
	615 812 8270	ST LINK 4LP-ST-11-215	75 mm	2-15/16"	55,1	2,17	11,9	5,42
	615 812 8280	ST LINK 4LP-ST-12-302	79 mm	3-1/8"	57,9	2,28	12,1	5,52
	615 812 8290	ST LINK 4LP-ST-12	80 mm	3-3/20"	57,9	2,28	12,1	5,52



Torque from
390 to 2900 ft.lbs
(530-3950 Nm)

↓

Max Pressure
8000 Psi
(590 Bar)



LP SERIES



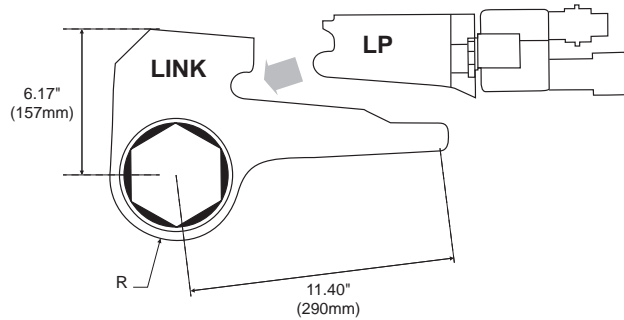
LP8

LOW PROFILE WRENCH

LP8 Cylinder + 8LP Links Specifications

Torque range:

1075-6905 ft.lbs - 1458-9362 Nm

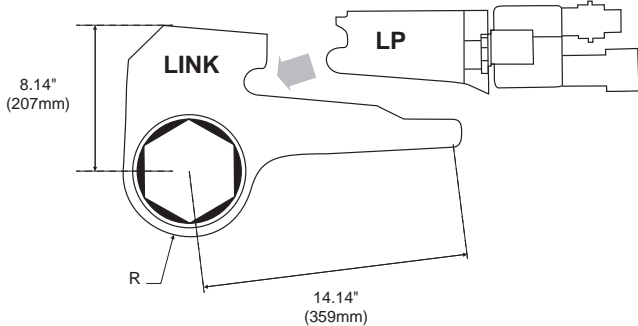


LP8 CYLINDER	8LP LINKS				R: RADIUS		TOTAL WEIGHT	
	LINKS PART NUMBER	DESIGNATION	HEX male	HEX in.	mm	in.	lbs	kg
	615 812 3710	8LP03-113 1-13/16" - 46 mm	46 mm	1-13/16	43,2	1,7	11,4	5,17
	615 812 3720	8LP03-48 mm 48 mm	48 mm	1-8/9'	43,2	1,7	11,4	5,17
	615 812 3730	8LP03-50 mm 1-31/32' - 50 mm	50 mm	1-31/32'	43,2	1,7	11,4	5,17
	615 812 3740	8LP03-200 2' - 51 mm	51 mm	2'	43,2	1,7	11,4	5,17
	615 812 3750	8LP04-201 2-1/16# - 52 mm	52 mm	2-1/16'	46	1,81	11,6	5,27
	615 812 3760	8LP04-53 mm 53 mm	53 mm		46	1,81	11,6	5,27
	615 812 3770	8LP04-202 2-1/8# - 54 mm	54 mm	2-1/8'	46	1,81	11,6	5,27
	615 812 3780	8LP04-55 mm 2-1/16# - 55 mm	55 mm	2-1/16'	46	1,81	11,6	5,27
	615 812 3790	8LP05-203 2-3/16" - 56 mm	56 mm	2-3/16"	48,8	1,92	11,8	5,37
	615 812 3800	8LP05-204 2-1/4" - 57 mm	57 mm	2-1/4"	48,8	1,92	11,8	5,37
	615 812 3810	8LP05-205 2-5/16" - 59 mm	59 mm	2-5/16"	48,8	1,92	11,8	5,37
	615 812 3820	8LP06-206 2-3/8" - 60 mm	60 mm	2-3/8"	51,6	2,03	12	5,47
	615 812 3830	8LP06-207 2-7/16" - 62 mm	62 mm	2-7/16"	51,6	2,03	12	5,47
	615 812 3840	8LP06-208 2-1/2" - 63 mm	63 mm	2-1/2"	51,6	2,03	12	5,47
	615 812 3850	8LP07-209 2-9/16" - 65 mm	65 mm	2-9/16"	54,4	2,14	12,3	5,57
	615 812 3860	8LP07-210 2-5/8" - 67 mm	67 mm	2-5/8"	54,4	2,14	12,3	5,57
	615 812 3870	8LP07-211 2-11/16" - 68 mm	68 mm	2-11/16"	54,4	2,14	12,3	5,57
	615 812 3880	8LP08-212 2-3/4" - 70 mm	70 mm	2-3/4"	57,2	2,25	12,5	5,67
	615 812 3890	8LP08-213 2-13/16" - 71 mm	71 mm	2-13/16"	57,2	2,25	12,5	5,67
	615 812 3900	8LP08-214 2-7/8" - 73 mm	73 mm	2-7/8"	57,2	2,25	12,5	5,67
	615 812 3910	8LP08-215 2-15/16" - 75 mm	75 mm	2-15/16"	57,2	2,25	12,5	5,67
	615 812 3930	8LP09-300 3" - 76 mm	76 mm	3"	60,2	2,37	12,7	5,77
	615 812 3940	8LP09-77 mm 77 mm	77 mm	/	60,2	2,37	12,7	5,77
	615 812 3950	8LP09-301 3-1/16" - 78 mm	78 mm	3-1/16"	60,2	2,37	12,7	5,77
	615 812 3960	8LP09-302 3-1/8" - 79 mm	79 mm	3-1/8"	60,2	2,37	12,7	5,77
	615 812 3970	8LP10-80 mm 3-3/20" - 80 mm	80 mm	3-3/20"	63,5	2,5	12,9	5,87
	615 812 3980	8LP10-303 3-3/16" - 81 mm	81 mm	3-3/16"	63,5	2,5	12,9	5,87
	615 812 3990	8LP10-304 3-1/4" - 83 mm	83 mm	3-1/4"	63,5	2,5	12,9	5,87
	615 812 4000	8LP10-305 3-5/16" - 84 mm	84 mm	3-5/16"	63,5	2,5	12,9	5,87
	615 812 4010	8LP10-85 mm 3-9/26" - 85 mm	85 mm	3-9/26"	63,5	2,5	12,9	5,87
	615 812 4020	8LP10-306 3-3/8" - 86 mm	86 mm	3-3/8"	63,5	2,5	12,9	5,87
	615 812 4030	8LP11-307 3-7/16" - 87 mm	87 mm	3-7/16"	66,3	2,61	13,1	5,97
	615 812 4040	8LP11-308 3-1/2" - 89 mm	89 mm	3-1/2"	66,3	2,61	13,1	5,97
	615 812 4050	8LP12-309 3-9/16" - 90 mm	90 mm	3-9/16"	68,8	2,71	13,4	6,07
	615 812 4060	8LP12-310 3-5/8" - 92 mm	92 mm	3-5/8"	68,8	2,71	13,4	6,07
	615 812 4070	8LP12-311 3-11/16" - 94 mm	94 mm	3-11/16"	68,8	2,71	13,4	6,07
	615 812 4080	8LP13-312 3-3/4" - 95 mm	95 mm	3-3/4"	71,6	2,82	13,6	6,17
	615 812 4090	8LP13-313 3-13/16" - 97 mm	97 mm	3-13/16"	71,6	2,82	13,6	6,17
	615 812 4100	8LP13-314 3-7/8" - 98 mm	98 mm	3-7/8"	71,6	2,82	13,6	6,17
	615 812 4110	8LP14-315 3-15/16" - 100 mm	100 mm	3-15/16"	74,4	2,93	13,8	6,27
	615 812 4120	8LP14-400 4" - 101 mm	101 mm	4"	74,4	2,93	13,8	6,27
	615 812 4130	8LP14-102 mm 102 mm	102 mm	/	74,4	2,93	13,8	6,27
	615 812 4140	8LP14-401 4-1/16" - 103 mm	103 mm	4-1/16"	74,4	2,93	13,8	6,27
	615 812 4150	8LP14-402 4-1/8" - 105 mm	105 mm	4-1/8"	74,4	2,93	13,8	6,27
	615 812 4160	8LP15-403 4-3/16" - 106 mm	106 mm	4-3/16"	85,1	3,35	14,1	6,39
	615 812 4170	8LP15-404 4-1/4" - 108 mm	108 mm	4-1/4"	85,1	3,35	14,1	6,39
	615 812 4180	8LP15-405 4-5/16" - 110 mm	110 mm	4-5/16"	85,1	3,35	14,1	6,39
	615 812 4190	8LP15-406 4-3/8" - 111 mm	111 mm	4-3/8"	85,1	3,35	14,1	6,39
	615 812 4200	8LP15-407 4-7/16" - 113 mm	113 mm	4-7/16"	85,1	3,35	14,1	6,39
	615 812 4210	8LP15-408 4-1/2" - 114 mm	114 mm	4-1/2"	85,1	3,35	14,1	6,39
	615 812 4220	8LP15-115 mm 4-48/91" - 115 mm	115 mm	4-48/91"	85,1	3,35	14,1	6,39

615 155 0200
1075-6905 ft.lbs
1458-9362 Nm

LP16 Cylinder + 16LP Links Specifications

Torque range:
2360-14729 ft.lbs - 3200-19970 Nm



LP16

LOW PROFILE WRENCH

LP16 CYLINDER	16LP LINKS				R: RADIUS		TOTAL WEIGHT	
	LINKS PART NUMBER	DESIGNATION	HEX male	HEX in.	mm	in.	lbs	kg
615 155 0210 2360-14729 ft.lbs 3200-19970 Nm	615 812 4230	16LP02-206 2-3/8" - 60 mm	60 mm	2-3/8"	63	2,48	35,1	15,94
	615 812 4240	16LP02-208 2-1/2" - 63 mm	63 mm	2-1/2"	63	2,48	35,1	15,94
	615 812 4250	16LP02-209 2-9/16" - 65 mm	65 mm	2-9/16"	63	2,48	35,1	15,94
	615 812 4260	16LP02-210 2-5/8" - 67 mm	67 mm	2-5/8"	63	2,48	35,1	15,94
	615 812 4270	16LP02-211 2-11/16" - 68 mm	68 mm	2-11/16"	63	2,48	35,1	15,94
	615 812 4280	16LP05-212 2-3/4" - 70 mm	70 mm	2-3/4"	70,6	2,78	36,2	16,44
	615 812 4290	16LP05-213 2-13/16" - 71 mm	71 mm	2-13/16"	70,6	2,78	36,2	16,44
	615 812 4300	16LP05-214 2-7/8" - 73 mm	73 mm	2-7/8"	70,6	2,78	36,2	16,44
	615 812 4310	16LP05-215 2-15/16" - 75 mm	75 mm	2-15/16"	70,6	2,78	36,2	16,44
	615 812 4320	16LP05-300 3" - 76 mm	76 mm	3"	70,6	2,78	36,2	16,44
	615 812 4330	16LP05-301 3-1/16" - 78 mm	78 mm	3-1/16"	70,6	2,78	36,2	16,44
	615 812 4340	16LP05-302 3-1/8" - 79 mm	79 mm	3-1/8"	70,6	2,78	36,4	16,54
	615 812 4350	16LP05-80MM 3-3/20" - 80 mm	80 mm	3-3/20"	70,6	2,78	36,4	16,54
	615 812 4360	16LP05-303 3-3/16" - 81 mm	81 mm	3-3/16"	70,6	2,78	36,4	16,54
	615 812 4370	16LP05-304 3-1/4" - 83 mm	83 mm	3-1/4"	70,6	2,78	36,4	16,54
	615 812 4380	16LP06-305 3-5/16" - 84 mm	84 mm	3-5/16"	73,4	2,89	37,5	17,04
	615 812 4390	16LP06-85MM 3-9/26" - 85 mm	85 mm	3-9/26"	73,4	2,89	37,5	17,04
	615 812 4400	16LP06-306 3-3/8" - 86 mm	86 mm	3-3/8"	73,4	2,89	37,5	17,04
	615 812 4410	16LP06-307 3-7/16" - 87 mm	87 mm	3-7/16"	73,4	2,89	37,5	17,04
	615 812 4420	16LP06-308 3-1/2" - 89 mm	89 mm	3-1/2"	73,4	2,89	37,5	17,04
	615 812 4430	16LP07-309 3-9/16" - 90 mm	90 mm	3-9/16"	76,2	3	38,6	17,54
	615 812 4440	16LP07-310 3-5/8" - 92 mm	92 mm	3-5/8"	76,2	3	38,6	17,54
	615 812 4450	16LP07-311 3-11/16" - 94 mm	94 mm	3-11/16"	76,2	3	38,6	17,54
	615 812 4460	16LP07-312 3-3/4" - 95 mm	95 mm	3-3/4"	76,2	3	38,6	17,54
	615 812 4470	16LP08-313 3-13/16" - 97 mm	97 mm	3-13/16"	80,3	3,16	39,7	18,04
	615 812 4480	16LP08-314 3-7/8" - 98 mm	98 mm	3-7/8"	80,3	3,16	39,7	18,04
	615 812 4490	16LP09-315 3-15/16" - 100 mm	100 mm	3-15/16"	83,3	3,28	40,8	18,54
	615 812 4500	16LP09-400 4" - 101 mm	101 mm	4"	83,3	3,28	40,8	18,54
	615 812 4510	16LP09-102MM 102 mm	102 mm		83,3	3,28	40,8	18,54
	615 812 4520	16LP09-402 4-1/8" - 105 mm	105 mm	4-1/8"	83,3	3,28	40,8	18,54
	615 812 4550	16LP11-405 4-5/16" - 110 mm	110 mm	4-5/16"	89,2	3,51	41,9	19,04
	615 812 4580	16LP11-115 mm	115 mm	4-48/91"	89,2	3,51	41,9	19,04
	615 812 4590	16LP12-410 4-5/8" - 117 mm	117 mm	4-5/8"	92,2	3,63	42,9	19,52
	615 812 4600	16LP12-118MM 118 mm	118 mm		92,2	3,63	42,9	19,52
615 812 4610	16LP12-411 4-11/16" - 119 mm	119 mm	4-11/16"	92,2	3,63	42,9	19,52	

LP SERIES



LP32-48

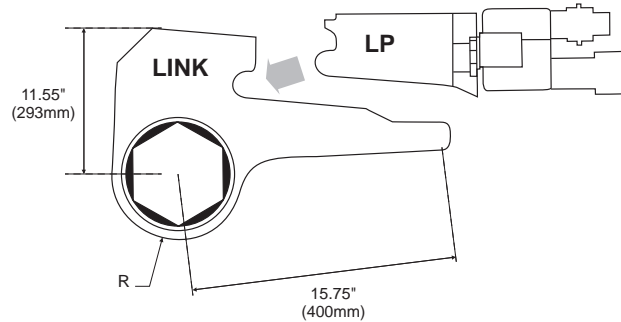
LOW PROFILE WRENCH

LP32/48 Cylinder + 32LP Links Specifications

Torque range:

LP32: 5250-31760 ft.lbs - 7119-43060 Nm

LP48: 7125-43000 ft.lbs - 9662-58308 Nm




LP32/48 CYLINDER	32LP LINKS				R: RADIUS		TOTAL WEIGHT			
	LINKS PART NUMBER	DESIGNATION	HEX male	HEX in.	mm	in.	LP32		LP48	
							lbs	kg	lbs	kg
LP32 615 155 0220 5250-31760 ft.lbs 7119-44748 Nm LP48 615 155 0230 7125-43060 ft.lbs 9662-58308 Nm	615 812 4620	32LP04-314 3-7/8# - 98 mm	98 mm	3-7/8"	93,5	3,68	49,8	22,64	51,2	23,28
	615 812 4630	32LP04-315 3-15/16# - 100 mm	100 mm	3-15/16"	93,5	3,68	49,8	22,64	53,4	23,28
	615 812 4640	32LP04-400 4# - 101 mm	101 mm	4"	93,5	3,68	49,8	22,64	55,6	23,28
	615 812 4650	32LP04-402 4-1/8# - 105 mm	105 mm	4-1/8"	93,5	3,68	49,8	22,64	57,8	23,28
	615 812 4660	32LP04-404 4-1/4# - 108 mm	108 mm	4-1/4"	93,5	3,68	49,8	22,64	60	23,28
	615 812 4670	32LP04-408 4-1/2# - 114 mm	114 mm	4-1/2"	93,5	3,68	52	23,64	64,4	24,28
	615 812 4680	32LP04-115MM 115 mm	115 mm	4-48/91"	93,5	3,68	52	23,64	66,6	24,28
	615 812 4690	32LP04-409 4-9/16# - 116 mm	116 mm	4-9/16"	93,5	3,68	52	23,64	68,8	24,28
	615 812 4700	32LP04-410 4-5/8# - 117 mm	117 mm	4-5/8"	93,5	3,68	52	23,64	71	24,28
	615 812 4710	32LP07-411 4-11/16# - 119 mm	119 mm	4-11/16"	101,9	4,01	63	28,64	84,2	29,28
	615 812 4720	32LP07-120MM 120 mm	120 mm		101,9	4,01	63	28,64	86,4	29,28
	615 812 4730	32LP10-120MM 120 mm	120 mm		101,9	4,01	74	33,64	99,6	34,28
	615 812 4740	32LP07-412 4-3/4# - 121 mm	121 mm	4-3/4"	101,9	4,01	63	28,64	90,8	29,28
	615 812 4750	32LP07-413 4-13/16# - 122 mm	122 mm	4-13/16"	101,9	4,01	63	28,64	93	29,28
	615 812 4760	32LP07-414 4-7/8# - 124 mm	124 mm	4-7/8"	101,9	4,01	63	28,64	95,2	29,28
	615 812 4770	32LP07-415 4-15/16# - 125 mm	125 mm	4-15/16"	101,9	4,01	67,4	30,64	101,8	31,28
	615 812 4780	32LP07-500 5# - 127 mm	127 mm	5"	101,9	4,01	67,4	30,64	104	31,28
	615 812 4790	32LP07-501 5-1/16# - 128 mm	128 mm	5-1/16"	101,9	4,01	69,6	31,64	108,4	32,28
	615 812 4800	32LP10-502 5-1/8# - 130 mm	130 mm	5-1/8"	116,1	4,57	74	33,64	115	34,28
	615 812 4810	32LP10-503 5-3/16# - 132 mm	132 mm	5-3/16"	116,1	4,57	74	33,64	117,2	34,28
	615 812 4820	32LP10-504 5-1/4# - 133 mm	133 mm	5-1/4"	116,1	4,57	74	33,64	119,4	34,28
	615 812 4830	32LP10-505 5-5/16# - 135 mm	135 mm	5-5/16"	116,1	4,57	76,2	34,64	123,8	35,28
	615 812 4840	32LP10-506 5-3/8# - 136 mm	136 mm	5-3/8"	116,1	4,57	76,2	34,64	126	35,28
	615 812 4850	32LP10-508 5-1/2# - 138 mm	138 mm	5-7/16"	116,1	4,57	78,4	35,64	130,4	36,28
	615 812 4860	32LP10-140MM_140 mm	140 mm	5-1/2"	116,1	4,57	78,4	35,64	132,6	36,28
	615 812 4870	32LP12-145MM 145 mm	145 mm		128,3	5,05	85	38,64	141,4	39,28
	615 812 4880	32LP12-512 5-3/4' - 146 mm	146 mm	5-3/4"	128,3	5,05	87,2	39,64	145,8	40,28
615 812 4890	32LP12-513 5-13/16' - 148 mm	148 mm	5-13/16"	128,3	5,05	91,6	41,64	152,4	42,28	
615 812 4900	32LP12-514 5-7/8' - 150 mm	150 mm	5-7/8"	128,3	5,05	96	43,64	159	44,28	
615 812 4910	32LP12-515 5-15/16' - 151 mm	151 mm	5-15/16"	128,3	5,05	99,3	45,14	164,5	45,78	
615 812 4920	32LP12-600 6" - 152 mm	152 mm	6"	128,3	5,05	104,8	47,64	172,2	48,28	
615 812 4930	32LP12-601 6-1/16" - 154 mm	154 mm	6-1/16"	128,3	5,05	107	48,64	176,6	49,28	
615 812 4940	32LP12-155MM 155 mm	155 mm		128,3	5,05	109,2	49,64	181	50,28	
615 812 4950	32LP12-602 6-1/8" - 156 mm	156 mm	6-1/8"	128,3	5,05	111,4	50,64	185,4	51,28	
615 812 4960	32LP12-160MM 160 mm	160 mm		128,3	5,05	116,7	53,04	192,9	53,68	

TRI-HOLD® Backup Wrenches

With Titan TRI-HOLD backup wrenches, you can forget all your other backup wrenches. One tool fits multiple bolt sizes, so you no longer need a backup wrench for each nut size. Furthermore, the Titan backup wrench patented design is stronger and more versatile than any other backup wrench on the market, it has no moving parts for higher durability and ease of use.

The load is retained by the three flats of the triangle on the wrench. These flats are much stronger than the flats of a regular hexagonal key. The third flat of the triangle is retained by an adjustable screw which secures the nut for safer hands-free operation.

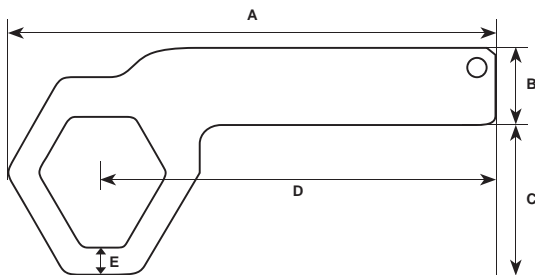
Loosening the screw allows quick removal, eliminating the need to hit the wrench and change the bolt load. The thicknesses of the walls are unchanged so the TRI-HOLD will fit in the toughest and hardest to reach places. One tool handles a multitude of hex sizes, saving you time and money.



The TRI-HOLD® Benefits

- Safer, hands free operation
- Durable design
- Work on imperial and metric bolt
- One tool fits multiple sizes

TRI-HOLD® Dimensions



MODEL	PART NUMBER	BOLT SIZE RANGE		DIMENSIONS									
				A		B		C		D		E	
		in	mm	in	mm	in	mm	in	mm	in	mm	in	mm
TTH-1A	615 812 2500	1 to 1-5/8	26 to 41	7,4	188	1,18	30	2,34	59,4	6,03	153,2	0,39	9,9
TTH-2A	615 812 2510	1-3/8 to 2-1/16	35 to 55	9,19	233,4	1,68	42,7	2,99	75,9	7,52	191	0,39	9,9
TTH-3A	615 812 2520	1-3/4 to 2-11/16	44 to 69	12,23	310,6	1,97	50	3,78	96	9,85	250,2	0,75	19,1
TTH-4A	615 812 2530	2-1/16 to 3-3/8	54 to 86	15,12	384	2,46	62,5	4,6	116,8	12,24	310,9	0,81	20,6
TTH-5A	615 812 2540	2-11/16 to 4-3/16	68 to 107	18,26	463,8	3,06	77,7	5,71	145	14,73	374,1	1	25,4

TRI-HOLD



TRI-HOLD

VERSATILE
DURABLE
SAFER



FEATURES

- One tool fits multiple bolt sizes
- Adjustable screw for hands-free operation
- Electroless nickel Plating
- Unique patented design



PUMPS

ELECTRIC PUMPS



EXE-MINI



EXE-MAX



EXE-MAX SUPER

EXE SERIES

EXPRESS Series - EXE

Electric Hydraulic Torque Wrench Pumps

BENEFITS

- Robust
- Fast
- Quiet

FEATURES

- 3 Stage Piston design -Faster at working pressure.
- Quiet operation-Low noise emission
- Double scale gauge (psi/bar)

EXE MINI SPECIAL FEATURE

- Built-in thermometer (°F / °C) for oil temperature check

EXE MAX SPECIAL FEATURE

- Built-in lifting hook for superior portability

EXE MAX SUPER

- Built-in oil cooler, stabilizes oil viscosity, increasing oil life and reducing wear of pump
- Sturdy steel full protective frame for greater pump durability and stability on soft or uneven surfaces

2 port versions available for EXE MAX and EXE MAX Super



Single port

4-tool port

EXE MODEL		CHANNEL	VOLTAGE (V)	FREQUENCY (HZ)	POWER		MAX OIL FLOW						WEIGHT		DIMENSIONS (L X W X H)				FRAME	CRANE	OIL COOLER	OIL TANK CAPACITY		
MODEL	PART NUMBER				hp	kw	LOW PRESSURE		MEDIUM PRESS		HIGH PRESSURE		lbs	kg	in		mm							
								cu in/min	L/min	cu in/min	L/min	cu in/min	L/min											
EXE-MINI-230SF1	615 156 0010	1	230	50/60	0.35	0.25	195	3.2	55	0.9	25	0.4	36.3	16.5	12.8	10.4	16.8	320	260	420	Small	NO	NO	3
EXE-MINI-100SF1	615 156 0020	1	100	50/60	0.35	0.25	195	3.2	55	0.9	25	0.4	36.3	16.5	12.8	10.4	16.8	320	260	420	Small	NO	NO	3
EXE-MINI-115SF1	615 156 0030	1	110/120	50/60	0.35	0.25	195	3.2	55	0.9	25	0.4	36.3	16.5	12.8	10.4	16.8	320	260	420	Small	NO	NO	3
EXE-MINI-110SF1	615 156 0040	1	110	50	0.35	0.25	195	3.2	55	0.9	25	0.4	36.3	16.5	12.8	10.4	16.8	320	260	420	Small	NO	NO	3
EXE-MAX-230-FFH1	615 156 0130	1	230	50/60	0.75	0.55	390	6.5	110	1.8	43	0.7	66	30	18	12	20	450	300	500	Full	YES	YES	7.5
EXE-MAX-230-FFH4	615 156 0140	4	230	50/60	0.75	0.55	390	6.5	110	1.8	43	0.7	66	30	18	12	20	450	300	500	Full	YES	YES	7.5
EXE-MAX-100-FFH1	615 156 0150	1	100	50/60	0.75	0.55	390	6.5	110	1.8	43	0.7	66	30	18	12	20	450	300	500	Full	YES	YES	7.5
EXE-MAX-100-FFH4	615 156 0160	4	100	50/60	0.75	0.55	390	6.5	110	1.8	43	0.7	66	30	18	12	20	450	300	500	Full	YES	YES	7.5
EXE-MAX-115-FFH1	615 156 0170	1	110/120	50/60	0.75	0.55	390	6.5	110	1.8	43	0.7	66	30	18	12	20	450	300	500	Full	YES	YES	7.5
EXE-MAX-115-FFH4	615 156 0180	4	110/120	50/60	0.75	0.55	390	6.5	110	1.8	43	0.7	66	30	18	12	20	450	300	500	Full	YES	YES	7.5
EXE-MAX-110-FFH1	615 156 0190	1	110	50	0.75	0.55	390	6.5	110	1.8	43	0.7	66	30	18	12	20	450	300	500	Full	YES	YES	7.5
EXE-MAX-110-FFH4	615 156 0200	4	110	50	0.75	0.55	390	6.5	110	1.8	43	0.7	66	30	18	12	20	450	300	500	Full	YES	YES	7.5
EXE-MAXS-230-FF1	615 156 0210	1	230	50/60	1.5	1.1	510	8.5	180	3.4	80	1.3	72.6	33	18	12.4	18	450	310	450	Full	NO	YES	7.5
EXE-MAXS-230-FF4	615 156 0220	4	230	50/60	1.5	1.1	510	8.5	180	3.4	80	1.3	72.6	33	18	12.4	18	450	310	450	Full	NO	YES	7.5
EXE-MAXS-115-FF1	615 156 0230	1	110/120	50/60	1.5	1.1	510	8.5	180	3.4	80	1.3	72.6	33	18	12.4	18	450	310	450	Full	NO	YES	7.5
EXE-MAXS-115-FF4	615 156 0240	4	110/120	50/60	1.5	1.1	510	8.5	180	3.4	80	1.3	72.6	33	18	12.4	18	450	310	450	Full	NO	YES	7.5
EXE-MAXS-110-FF1	615 156 0250	1	110	50	1.5	1.1	510	8.5	180	3.4	80	1.3	72.6	33	18	12.4	18	450	310	450	Full	NO	YES	7.5
EXE-MAXS-110-FF4	615 156 0260	4	110	50	1.5	1.1	510	8.5	180	3.4	80	1.3	72.6	33	18	12.4	18	450	310	450	Full	NO	YES	7.5

EXPRESS Series - EXA

Pneumatic Hydraulic Torque Wrench Pumps

BENEFITS

- Robust
- Powerful
- Quiet

FEATURES

- Explosion-proof air driven motor
- 3 Stage Piston design -Faster at working pressure.
- Double scale gauge (psi/bar)

EXA MINI SPECIAL FEATURE

- Built-in thermometer (°F / °C) for oil temperature check

EXA MAX SPECIAL FEATURE

- Sturdy steel full protective frame for greater pump durability and stability on soft or uneven surfaces

PNEUMATIC PUMPS



EXA-MINI



EXA-MAX
SINGLE PORT



EXA-MAX
4-TOOL PORT

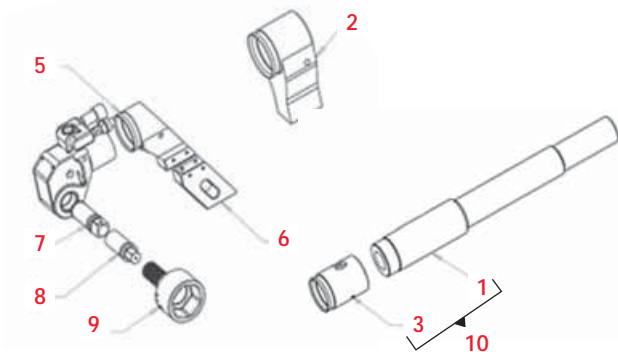
EXA SERIES

EXA MODEL		CHANNEL	POWER		MAX OIL FLOW						WEIGHT		DIMENSIONS (L X W X H)				FRAME	CRANE	OIL COOLER	OIL TANK CAPACITY		
MODEL	PART NUMBER		hp	kw	LOW PRESSURE		MEDIUM PRESS		HIGH PRESSURE		lbs	kg	in		mm							
		COUNTRY			cu in/min	L/min	cu in/min	L/min	cu in/min	L/min								L				
EXAMINI-SF1	615 156 0280	1	1.55	1.12	275	4.5	86	1.4	32	0.5	41	19	12.2	11.5	16.5	310	292	420	Small	NO	NO	3
EXAMAX-FF1	615 156 0290	1	3.8	2.8	460	7.5	153	2.5	55	0.9	66	30	20.5	13.8	20	521	351	508	Full	NO	YES	7.5
EXAMAX-FF4	615 156 0300	4	3.8	2.8	460	7.5	153	2.5	55	0.9	66	30	20.5	13.8	20	521	351	508	Full	NO	YES	7.5

HYDRAULIC BOLTING

Accessories - Hydraulic tools

T SERIES ACCESSORIES



MODEL	ITEM	REF	DESCRIPTION	PART NUMBER
T1	1	T1-ALCA	Extended Alco Arm	615 812 8570
	2	T1-03-STUBBY-A	Stubby reaction Arm	615 565 7230
	3	T1-ALCS-A	Steel Sleeve assembly	615 548 2655
	5	T1-03A	Standard reaction arm	615 398 9955
	6	T1-43-300-A	Extended boot Assy	615 565 7185
	10	T1-ALCAS	Extended Alco arm and sleeve	615 812 8620
T3	1	T3-ALCA	Extended Alco Arm	615 812 8580
	2	T3-03-STUBBY-4	Stubby reaction Arm	615 565 7240
	3	T3-ALCS-A	Steel Sleeve assembly	615 548 2665
	5	T3-03A	Standard reaction arm	615 398 9965
	6	T3-43-300	Extended boot	615 565 7195
	10	T3-ALCAS	Extended Alco arm and sleeve	615 812 8630
T5	1	T5-ALCA	Extended Alco Arm	615 812 8590
	2	T5-03-STUBBY-A	Stubby reaction Arm	615 565 5310
	3	T5-ALCS-A	Steel Sleeve assembly	615 548 2675
	5	T5-03A	Standard reaction arm	615 398 9975
	6	T5-43-300	Extended boot	615 565 7205
	10	T5-ALCAS	Extended Alco arm and sleeve	615 812 8640
T8	1	T8-ALCA	Extended Alco Arm	615 812 8390
	2	T8-03-STUBBY-A	Stubby reaction Arm	615 565 7250
	3	T8-ALCS-A	Steel Sleeve assembly	615 548 2645
	5	T8-03A	Standard reaction arm	615 398 9985
	10	T8-ALCAS	Extended Alco arm and sleeve	615 812 8400
	T10	1	T10-ALCSA	Extended Alco Arm
2		T10-ALCS-A	Steel Sleeve assembly	615 548 2685
5		T10-03A	Standard reaction arm	615 398 9995
10		T10-ALCAS	Extended Alco arm and sleeve	615 812 8650
T25		1	T25-ALCA	Extended Alco Arm
	2	T25-ALCS-A	Steel Sleeve assembly	615 548 2695
	5	T25-03A	Standard reaction arm	615 399 0015
	10	T25-ALCAS	Extended Alco arm and sleeve	615 812 8660

ON DEMAND ACCESSORIES

7	Square drive spline step up / step down
8	Direct hex driver
9	Direct socket

STEEL TWINLINE HOSE ASSEMBLY

DESCRIPTION	SIZE		PART NUMBER
	ft	m	
10 ft / 3 m steel twinline hose assy	10	3	615 812 2420
15 ft / 4.5 m steel twinline hose assy	15	4.5	615 812 2430
20 ft / 6 m steel twinline hose assy	20	6	615 812 2440
25 ft / 7.5 m steel twinline hose assy	25	7.5	615 812 2450
30 ft / 9 m steel twinline hose assy	30	9	615 812 2460
40 ft / 12 m steel twinline hose assy	40	12	615 812 2470
50 ft / 15 m steel twinline hose assy	50	15	615 812 2480
100 ft / 30 m steel twinline hose assy	100	30	615 812 2490



LP SERIES ACCESSORIES



MODEL	ITEM	REF	DESCRIPTION	PART NUMBER
LP2	1	LP2-ALC-A	Extended Alco Arm	615 812 8470
	2	LP2-FF	Reaction Paddle	615 812 8750
LP4	1	LP4-ALC-A	Extended Alco Arm	615 812 8480
	2	LP4-FF	Reaction Paddle	615 812 8760
LP8	1	LP8-ALC-A	Extended Alco Arm	615 812 8490
	2	LP8-FF	Reaction Paddle	615 812 8770
LP16	1	LP16-ALC-A	Extended Alco Arm	615 812 8500
	2	LP16-FF	Reaction Paddle	615 812 8780

ON DEMAND ACCESSORIES


3	Hex reducer
4	Square drive adapter
5	Stack socket
6	Castellated stack socket
7	Hex drive adapter

OIL

DESCRIPTION	PART NUMBER
Hydraulic oil cp (5l-1,32gal)	615 812 2900



FASTENING



Pistol grip for horizontal applications or for better controllability



In-line shape for vertical applications

HOW TO SELECT YOUR FASTENING SCREWDRIVERS?

STEP 1

Applications

- ▶ Materials/Fasteners
- ▶ Joint types
- ▶ Accuracy
- ▶ Torque/Speed
- ▶ Duty

STEP 2

Screws

- ▶ Shape
- ▶ Size
- ▶ Access
- ▶ Bits

STEP 3

Tools

- ▶ Clutch type
- ▶ Torque/Speed
- ▶ Handle type

CLUTCH TYPE

- ▶ **IMPACT CLUTCH (ROCKING DOG)**
 - Good on very soft joints providing high speed rundown
- ▶ **DIRECT DRIVE**
 - No clutch, directly driven bit
 - Stall torque regulated to air pressure
 - Easy to use by maintain
 - Ergonomic handling (light weight, size...)
- ▶ **POSITIVE CLUTCH**
 - Good for varying torque applications
 - Operator can force clutch engagement for higher torque
 - Excellent for wood applications
- ▶ **CUSHION CLUTCH**
 - High speed rundown
 - Torque output adjusted by spring tension
 - Clutch ratchets at preset torque
 - Easy to use, adjust and to maintain
- ▶ **SHUT-OFF CLUTCH**
 - Clutch shut-off at preset torque
 - Various speed models available
 - Torque adjustment for accurate tightening
 - Various shapes for all types of applications















CLUTCH TYPES	IMPACT	DIRECT	POSITIVE	CUSHION	SHUT-OFF
SUPER INDUSTRIAL		CP2754 CP2764		CP2816 - CP2817 CP2826 - CP2829	CP2003 - CP2005 CP2007 - CP2008 CP2010 - CP2012
INDUSTRIAL MAINTENANCE AND PRODUCTION		CP2755 CP2765	CP2780	CP2623 - CP2612 CP780 - CP781 CP781	CP2611 CP2621 CP2622
GENERAL MAINTENANCE	CP2036 - CP2037 CP2041 - CP2042 CP2136 - CP2141				

FASTENING

SCREWDRIVER SELECTION

1. Types of Screws

Many types of screws are available and are selected depending on the applications and materials. In addition, thread geometry (insertion speed), and head imprint also influence the choice of the bits and the screwdrivers.

THE MAIN SCREWS TYPES ARE:		THE TYPE OF IMPRINT MAY BE...	
	METRIC Generally used with nuts and threaded holes.		SLOTTED Mainly used in the wood, eye-glasses, electronics sectors, etc.
	SELF-THREADING These form the thread and tighten at the same time. The thread is created by deformation of the material, making this kind of screw particularly suitable for plastic, wood and other lightweight materials.		CROSS-SLOTTED (PHILIPS-POZIDRIVE) Used on plastic, sheet metal and wood; the cross-slot improves the connection between screw and screwdriver.
	SELF-TAPPING These are metric screws with special grooves on their threaded shanks which allow the shavings created during tightening to be removed.		TORX This transmits higher torque levels with lower axial thrust. The imprint offers a larger surface contact and effective connection with minimum clearance.
	THREE-LOBE These are metric screws that tap through the special lobe shape of the shank, thereby deforming the material rather than removing it.		HEX SOCKET SCREW (Allen screw) Normally with metric pitch, it can be used in small spaces.
	SELF-DRILLING These are self-threading screws with a special "drill" tip that makes the hole during drilling.		HEX HEAD Used in many sectors, both in the metric and in the self-threading and self-drilling versions etc. Particularly effective for high tightening torque levels.
THE SCREWS CAN BE FITTED WITH:			
	BUILT-IN FLAT WASHER This improves the quality of tightening and makes tightening cycle times quicker.		KNURLED WASHER UNDER THE HEAD Fixed or mobile, it reduces the chances of the screw from accidentally loosening.

2. Screws Selection Charts








Fastener Torque Values for metric screws:

GRADES	ISO MACHINE SCREWS					THREAD FORMING/ ROLLING SCREWS
	4.6	5.8	8.8	10.9	12.9	8.8
THREAD SIZE	RECOMMENDED TORQUE (Nm)					RECOMMENDED TORQUE (Nm)
M1.6	0.07	0.12	0.19	-	-	-
M2	0.15	0.24	0.38	-	-	0.5
M2.2	0.19	0.31	0.51	-	-	-
M2.5	0.28	0.48	0.77	-	-	-
M3	0.51	0.85	1.4	1.9	2.3	1.4
M3.5	0.8	1.34	2.2	3.0	3.6	-
M4	1.2	2.0	3.2	4.5	5.4	3.2
M5	2.4	4.0	6.4	9.0	10.7	6.5
M6	4.1	6.8	10.9	15.3	18.3	11
M8	9.8	16.3	26.1	36.8	44.1	26
M10	19.3	32.2	51.5	72	86.9	52
M12	33.6	56	90	126	151	91

For non metric threads, please use the following data as a guide:

THREAD SIZE	QUALITY P		QUALITY S		QUALITY T	
In.	Nm	lbf ft	Nm	lbf ft	Nm	lbf ft
1/4	5.4	4.0	10	7.6	11	8.2
5/16	11.2	8.3	21	15.7	23	17.0
3/8	20.0	14.7	38	27.9	41	30.2
7/16	32.0	23.5	61	44.8	85	48.3
1/2	48.8	36.0	93	68.4	100	73.8

3. Screwdrivers Torque and Speed range

STRAIGHT OR PISTOL	TYPE OF CLUTCH	MODEL	TORQUE RANGE ft.lbs (Nm)																	FREE SPEED rpm	START								
			1.47 (2)	2.95 (4)	4.42 (6)	5.9 (8)	7.37 (10)	8.85 (12)	10.3 (14)	11.8 (16)	13.3 (18)	14.7 (20)	16.2 (22)	17.7 (24)	19.2 (26)	20.6 (28)	22.1 (30)	23.6 (32)	25.1 (34)			26.5 (36)	28 (38)	29.5 (40)	30.9 (42)				
	IMPACT	CP2136																								10,000	LEVER		
	IMPACT	CP2141																									13,000	TRIGGER	
	IMPACT	CP2036																									10,000	LEVER	
	IMPACT	CP2037																									10,000	LEVER	
	IMPACT	CP2041																									15,000	TRIGGER	
	IMPACT	CP2042																									5,600	TRIGGER	
	DIRECT	CP2754																									1,450	TRIGGER	
	DIRECT	CP2755																										2,200	TRIGGER
	DIRECT	CP2764																										600	TRIGGER
	DIRECT	CP2765																										900	TRIGGER
POSITIVE	CP2780																										2,100	TRIGGER	
	CUSHION	CP780																									1,800	TRIGGER	
	CUSHION	CP781																									800	TRIGGER	
	CUSHION	CP782																									1,800	LEVER	
	CUSHION	CP783																									2,000	LEVER	
	CUSHION	CP2828 																									1,300	LEVER	
	CUSHION	CP2829 																									900	LEVER	
	CUSHION	CP2623																									1,700	LEVER	
	CUSHION	CP2816 																									1,800	TRIGGER	
	CUSHION	CP2817 																									800	TRIGGER	
	CUSHION	CP2612																										1,700	TRIGGER
	SHUT-OFF	CP2005																									1,100	PUSH	
	SHUT-OFF	CP2611																									1,000	TRIGGER	
	SHUT-OFF	CP2010																									1,470	PUSH	
	SHUT-OFF	CP2003																									1,100	PUSH	
	SHUT-OFF	CP2012																									1,470	LEVER	
	SHUT-OFF	CP2007																									1,100	PUSH	
	SHUT-OFF	CP2008																									1,100	LEVER	
	SHUT-OFF	CP2622																									1,700	PUSH	
	SHUT-OFF	CP2621																									1,000	PUSH	

Impact Clutch Screwdrivers

CP2136 ★

10,000 RPM



COMPACT, FAST & EASY TO USE

FEATURES

- 1/4" Hex quick change
- Double rocking dog clutch
- Single hard reverse

BENEFITS

- Compact & Lightweight
- Low air consumption for a better efficiency
- Excellent for various MRO applications



CP2141

CP2141 ★

13,000 RPM

COMPACT, FAST & EASY TO USE

FEATURES

- 1/4" Hex bits
- Double rocking dog clutch
- Single hard reverse



BENEFITS

- Compact & Lightweight
- Low noise level for operator comfort
- Excellent for various MRO applications



CP2141



See accessories on pages 61-62

★ GENERAL MAINTENANCE ★★ INDUSTRIAL MAINTENANCE & PRODUCTION ★★★ SUPER INDUSTRIAL

MODEL	PART NUMBER	OUTPUT HEX	FREE SPEED	MIN TORQUE		MAX TORQUE		NET WEIGHT		LENGTH		FREE SPEED AIR CONS.		VIBRATION LEVEL ISO 28927 (m/s ²)		SOUND PRESS. ISO 15744 - dB(A)	SOUND POWER	AIR INLET
		in.	rpm	ft.lb	Nm	ft.lb	Nm	lb	kg	in.	mm	cfm	l/s	a	K			
CP2136	894 102 1360	1/4	10,000	5.9	8.0	15.5	21.0	1.5	0.7	7.3	185	8.8	4.2	7.4	2.8	89	100	1/4
CP2141	894 102 1410	1/4	13,000	7.4	10.0	17.7	24.0	1.9	0.9	5.6	143	18.1	8.5	5.3	2.1	77	88	1/4

All models: Hose int. 3/8" (10mm) - @90 PSI (@6.3 Bar)

Listed specifications are for reference only. Please check documents in each tool.

FASTENING

Impact Clutch Screwdrivers

CP2041 ★

15,000 RPM



FAST & FURIOUS

FEATURES

- Double rocking dog clutch
- Reversible
- Suspension bail included

BENEFITS

- High Torque and High Speed
- Comfortable handling with Ergo-grip
- Operator comfort with single handed

CP2042 ★

5,600 RPM



COMPACT & HIGH TORQUE

FEATURES

- Double rocking dog clutch
- Reversible
- Suspension bail included

BENEFITS

- High power delivered with controlled speed
- Comfortable handling with Ergo-grip
- Operator comfort with single handed

CP2036 ★

10,000 RPM



CP2037

Same features as CP2036 with higher torque


LOW NOISE & LIGHTWEIGHT

FEATURES

- Double rocking dog clutch
- Built-in power regulator
- Ergonomic with suspension bail

BENEFITS

- Low noise & lightweight
- Quick torque adjustment
- Excellent for soft type materials



CP2041



See accessories on pages 61-62

★ GENERAL MAINTENANCE ★★ INDUSTRIAL MAINTENANCE & PRODUCTION ★★★ SUPER INDUSTRIAL

MODEL	PART NUMBER	OUTPUT HEX	FREE SPEED	MIN TORQUE		MAX TORQUE		NET WEIGHT		LENGTH		FREE SPEED AIR CONS.		VIBRATION LEVEL ISO 28927 (m/s ²)		SOUND PRESS.	SOUND POWER	AIR INLET
		in.	rpm	ft.lb	Nm	ft.lb	Nm	lb	kg	in.	mm	cfm	l/s	a	k	ISO 15744 - dB(A)	in.	
CP2036	615 192 2036	1/4	10,000	2.5	3.4	11.8	16.0	1.7	0.8	8.2	207	13.0	6.1	<2.5	-	83	94	1/4
CP2037	615 192 2037	1/4	10,000	13.3	18.0	20.7	28.0	1.8	0.8	8.2	207	13.0	6.1	<2.5	-	88	99	1/4
CP2041	615 192 2041	1/4	15,000	5.9	8.0	31.0	42.0	2.3	1.0	5.9	152	27.0	12.7	3.1	1.3	88	99	1/4
CP2042	615 192 2042	1/4	5,600	4.4	6.0	30.2	41.0	2.3	1.0	5.9	152	27.0	12.7	6.6	3.3	88	99	1/4

All models: Hose int. 3/8" (10mm) - @90 PSI (@6.3 Bar)

Listed specifications are for reference only. Please check documents in each tool.

Positive Clutch & Direct Drive Screwdrivers

CP2780 ★★

2,100 RPM



COMPACT & HIGH SPEED POSITIVE CLUTCH

FEATURES

- Reverse control at the trigger
- Progressive trigger
- Rubber grip

BENEFITS

- Perfectly designed for wood applications
- Operator can control clutch engagement for higher torque
- Good for prevailing torque applications

CP2755 ★★

2,200 RPM



HIGH-SPEED DIRECT DRIVE

FEATURES

- Reverse control at the trigger
- Rubber grip
- Progressive trigger

BENEFITS

- Good for soft draw applications
- Fast screw rundown
- Compact & easy handling

CP2765

Similar features as CP2755 with higher torque



IDEAL FOR USE WITH STUD CLEANERS (PG. 61) TO IMPROVE THE CLAMPING FORCE OF TIGHTENING



CP2755

CP2764 ★★

600 RPM



DURABLE & LOW NOISE FOR INTENSIVE APPLICATIONS

FEATURES

- Reliable motor & components
- Durable Aluminum Body
- Progressive trigger

BENEFITS

- Robust construction & Simple maintenance
- Comfortable handling and noise level only (77dB(A))
- Powerful & continuous screw penetration

CP2754

Same features as CP2764 with higher speed



See accessories on pages 61-62

★ GENERAL MAINTENANCE ★★ INDUSTRIAL MAINTENANCE & PRODUCTION ★★★ SUPER INDUSTRIAL

MODEL	PART NUMBER	OUTPUT HEX	FREE SPEED	MAX TORQUE		NET WEIGHT		LENGTH		FREE SPEED AIR CONS.		VIBRATION LEVEL ISO 28927 (m/s ²)		SOUND PRESS.	SOUND POWER	AIR INLET
		in.	rpm	ft.lb	Nm	lb	kg	in.	mm	cfm	l/s	a	k	ISO 15744 - dB(A)	in.	
CP2754	615 192 2754	1/4	1,450	3.7	5.0	2.0	0.9	8.3	210	17.0	8.0	<2.5	-	77	88	1/4
CP2755	615 192 2755	1/4	2,200	5.4	7.3	2.3	1.0	6.3	160	29.7	14.0	<2.5	-	90	101	1/4
CP2764	615 192 2764	1/4	600	10.3	14.0	2.2	1.0	9.0	228	17.0	8.0	<2.5	-	77	88	1/4
CP2765	615 192 2765	1/4	900	6.6	9.0	2.6	1.2	7.0	178	29.7	14.0	<2.5	-	99	110	1/4
CP2780	615 192 2780	1/4	2,100	7.4	10.0	2.4	1.1	6.5	164	29.7	14.0	<2.5	-	89	100	1/4

All models: Hose int. 3/8" (10mm) - @90 PSI (@6.3 Bar)

Listed specifications are for reference only. Please check documents in each tool.

FASTENING

Cushion Clutch Screwdrivers

CP780 ★★



1,800 RPM



HIGH SPEED & ROBUST

FEATURES

- External clutch adjustment
- Built-in 1/4" Female Hex quick-change
- Convenient single handed forward/reverse

BENEFITS

- High speed fastening for greater productivity
- Reliable & easy-to-adjust cushion clutch
- Ideal tool for general repair, wood, PVC & refurbishing applications

CP782 ★★



1,800 RPM



CP783

Same features as CP782 with higher speed and lightweight

HIGH TORQUE & ROBUST

FEATURES

- External clutch adjustment
- Convenient single handed forward/reverse valve
- Progressive lever start and suspension bail

BENEFITS

- Reliable cushion clutch
- Comfortable use thanks to low weight
- Ideal tool for general assembly operations on metal, wood, PVC, or any repair applications

CP781 ★★



800 RPM



HIGH TORQUE & ROBUST

FEATURES

- External clutch adjustment
- Built-in 1/4" Female Hex quick-change
- Convenient single handed forward/reverse

BENEFITS

- Reliable & easy-to-adjust cushion clutch for powerful fastening
- Robust aluminum body & steel clutch housing
- Ideal tool for general assembly, metal, wood, PVC and refurbishing applications



CP781



See accessories on pages 61-62

★ GENERAL MAINTENANCE ★★ INDUSTRIAL MAINTENANCE & PRODUCTION ★★★ SUPER INDUSTRIAL

MODEL	PART NUMBER	OUTPUT HEX	FREE SPEED	MIN TORQUE		MAX TORQUE		NET WEIGHT		LENGTH		FREE SPEED AIR CONS.		VIBRATION LEVEL ISO 28927 (m/s ²)		SOUND PRESS.	SOUND POWER	AIR INLET
		in.	rpm	ft.lb	Nm	ft.lb	Nm	lb	kg	in.	mm	cfm	l/s	a	k	ISO 15744 - dB(A)	in.	
CP780	T025095	1/4	1,800	2.1	2.8	3.7	5.0	2.5	1.1	8.3	210	25.0	11.6	2.9	1.4	98	109	1/4
CP781	T025096	1/4	800	4.6	6.2	8.4	11.3	3.0	1.4	8.9	226	25.0	11.8	<2.5	-	100	111	1/4
CP782	T025097	1/4	1,800	2.6	3.5	3.7	5.0	2.5	1.1	9.6	245	16.1	7.6	<2.5	-	94	105	1/4
CP783	T025098	1/4	2,000	0.8	1.1	2.1	2.8	1.3	0.6	8.9	226	9.0	4.2	<2.5	-	88	99	1/4

All models: Hose int. 3/8" (10mm) - @90 PSI (@6.3 Bar)

Listed specifications are for reference only. Please check documents in each tool.

Cushion Clutch Screwdrivers

CP2623 ★★

1,800 RPM



EXTREMELY COMPACT & PRODUCTIVE

FEATURES

- Single handed reverse button
- Keyless Torque setting adjustment
- Color rings for torque identification

BENEFITS

- Productive at 1,800 rpm
- Compact for easy access
- Low noise & vibration for operator comfort

CP2612 ★★★

1,700 RPM


VERY COMPACT, COMFORTABLE & VERSATILE

FEATURES

- 3 air inlets for greater versatility
- Keyless Torque setting adjustment
- Color rings for torque identification

BENEFITS

- Fast at 1,700 rpm
- Compact for easy access
- Low noise & vibration for operator comfort



CP2612



SPEED IS KEY TO IMPROVE PRODUCTIVITY WITH CUSHION CLUTCH MODELS



See accessories on pages 61-62

★ GENERAL MAINTENANCE ★★ INDUSTRIAL MAINTENANCE & PRODUCTION ★★★ SUPER INDUSTRIAL

MODEL	PART NUMBER	OUTPUT HEX	FREE SPEED	MIN TORQUE		MAX TORQUE		NET WEIGHT		LENGTH		FREE SPEED AIR CONS.		VIBRATION LEVEL ISO 28927 (m/s ²)		SOUND PRESS.	SOUND POWER	AIR INLET
		in.	rpm	ft.lb	Nm	ft.lb	Nm	lb	kg	in.	mm	cfm	l/s	a	k	ISO 15744 - dB(A)		in.
CP2612	615 192 2612	1/4	1,700	0.7	1.0	4.4	6.0	2.0	0.9	7.5	190	21.2	10.0	<2.5	-	77	88	1/4
CP2623	615 192 2623	1/4	1,800	1.1	1.5	4.1	5.5	1.8	0.8	8.2	207	27.8	13.1	<2.5	-	78	89	1/4

All models: Hose int. 3/8" (10mm) - @90 PSI (@6.3 Bar)

Listed specifications are for reference only. Please check documents in each tool.

FASTENING

Cushion Clutch screwdrivers

CP2816 ★★☆☆

1,800 RPM



FOR INTENSIVE USE

FEATURES

- Robust aluminium housing
- Comfortable rubber grip
- Convenient single handed fwd/rev operation

BENEFITS

- Durable mechanism
- Quick torque setting
- Good for many applications

CP2817 ★★☆☆

800 RPM



FOR MRO AND ASSEMBLY

FEATURES

- Up to 6.3 ft.lbs (8.5 Nm)
- Comfortable rubber grip
- Convenient single handed fwd/rev operation

BENEFITS

- Robust aluminium housing
- Comfortable rubber grip

CP2828 ★★☆☆

1,300 RPM



INDUSTRIAL & SLIM

CP2829

Similar features as CP2228 with higher torque

FEATURES

- Small diameter - good grip
- High speed
- Low noise and vibration level

BENEFITS

- Robust aluminium housing
- Comfortable rubber grip
- Convenient single handed fwd/rev operation



CP2828



See accessories on pages 61-62

★ GENERAL MAINTENANCE ★ INDUSTRIAL MAINTENANCE & PRODUCTION ★ SUPER INDUSTRIAL

MODEL	PART NUMBER	OUTPUT HEX	FREE SPEED	MIN TORQUE		MAX TORQUE		NET WEIGHT		LENGTH		FREE SPEED AIR CONS.		VIBRATION LEVEL ISO 28927 (m/s ²)		SOUND PRESS.	SOUND POWER	AIR INLET
		in.	rpm	ft.lb	Nm	ft.lb	Nm	lb	kg	in.	mm	cfm	l/s	a	k	ISO 15744 - dB(A)	in.	
CP2816	615 163 0020	1/4	1,800	1.8	2.5	3.4	4.6	1.8	0.8	7.9	200	28.2	13.3	5.2	1.2	84	95	1/4
CP2817	615 163 0030	1/4	800	2.2	3.0	7.0	9.5	1.8	0.8	7.9	200	28.4	13.4	6.6	1.2	84	95	1/4
CP2828	615 163 0040	1/4	1,300	1.3	1.8	2.4	3.2	2.9	1.3	7.5	190	14.8	7.0	0.3	0.8	73	84	1/4
CP2829	615 163 0050	1/4	900	1.8	2.5	3.8	5.2	2.9	1.3	7.5	190	14.8	7.0	0.3	0.8	73	84	1/4


All models: Hose int. 3/8" (10mm) - @90 PSI (@6.3 Bar)

Listed specifications are for reference only. Please check documents in each tool.

Shut-Off Clutch Screwdrivers

CP2621 ★★

1,000 RPM



EASY HIGH TORQUE SETTING FOR VARIOUS ACCURATE TYPES OF ASSEMBLY

FEATURES


- Straight Push-to-start operation
- Keyless Torque setting adjustment
- Color rings for torque identification

BENEFITS

- Versatile thanks to wide & high torque range
- Low Noise for operator comfort
- Excellent accuracy for various applications

CP2622 ★★

1,700 RPM



PRODUCTIVE, ACCURATE & COMFORTABLE

FEATURES

- Convenient single handed fwd/rev operation
- Keyless Torque setting adjustment
- Color rings for torque identification

BENEFITS

- Productivity thanks to high speed
- Easy to operate thanks to ergonomics features
- Excellent accuracy for versatile applications

CP2611 ★★

1,000 RPM

PRODUCTIVE & ACCURATE PISTOL SHUT-OFF

FEATURES

- 3 air inlets for greater versatility
- Keyless Torque setting adjustment
- Color rings for torque identification

BENEFITS

- Versatile thanks to wide & high torque range
- Limited Noise level for operator comfort
- Excellent accuracy & easy torque adjustment



CP2611



WITH 3 AIR INLETS, THIS CP2611 CAN BE USED IN VERTICAL AND HORIZONTAL APPLICATIONS



See accessories on pages 61-62

★ GENERAL MAINTENANCE ★★ INDUSTRIAL MAINTENANCE & PRODUCTION ★★★ SUPER INDUSTRIAL

MODEL	PART NUMBER	OUTPUT HEX	FREE SPEED	MIN TORQUE		MAX TORQUE		NET WEIGHT		LENGTH		FREE SPEED AIR CONS.		VIBRATION LEVEL ISO 28927 (m/s ²)		SOUND PRESS.	SOUND POWER	AIR INLET
		in.	rpm	ft.lb	Nm	ft.lb	Nm	lb	kg	in.	mm	cfm	l/s	a	k	ISO 15744 - dB(A)	in.	
CP2611	615 192 2611	1/4	1,000	0.7	1.0	5.5	7.5	2.4	1.1	9.3	235	21.2	10.0	<2.5	-	80	91	1/4
CP2621	615 192 2621	1/4	1,000	0.6	0.8	4.8	6.5	1.8	0.8	9.1	232	30.9	14.6	<2.5	-	76	87	1/4
CP2622	615 192 2622	1/4	1,700	0.4	0.5	3.3	4.5	1.8	0.8	9.1	232	29.0	13.7	<2.5	-	75	86	1/4

All models: Hose int. 3/8" (10mm) - @90 PSI (@6.3 Bar)

Listed specifications are for reference only. Please check documents in each tool.

FASTENING

Shut-Off Clutch Screwdrivers

CP2005 ★★★★★

1,100 RPM



THE MOST ROBUST & DURABLE PISTOL

FEATURES

- Robust aluminum body
- Progressive trigger
- Convenient single handed fwd/rev operation

BENEFITS

- Accurate & reliable clutch
- Ergonomic handling for Operator comfort
- Durable housing, even for heavy duty applications

CP2008 ★★★★★

1,100 RPM



ACCURATE & DURABLE

CP2010

Same features as CP2008 with higher torque and higher speed

FEATURES

- Accurate & durable Shut-off clutch screwdriver
- Robust Aluminum housing
- Progressive lever start & Reversible control

CP2012

Same features as CP2010 with lever start

BENEFITS

- Ideal for multiple applications
- Perfect for disassembly

CP2003 ★★★★★

1,100 RPM



COMPACT & LIGHTWEIGHT FOR LIGHT ASSEMBLY APPLICATIONS

CP2007


Same features as CP2003 with higher torque

FEATURES

- Straight Push-to-start operation
- Convenient single handed fwd/rev operation
- Low noise level

BENEFITS

- Compact & comfortable for production operations
- Reliable & Accurate for various fastenings
- Excellent for intensive & precise applications



CP2003



See accessories on pages 61-62

★ GENERAL MAINTENANCE ★ INDUSTRIAL MAINTENANCE & PRODUCTION ★★★★★ SUPER INDUSTRIAL

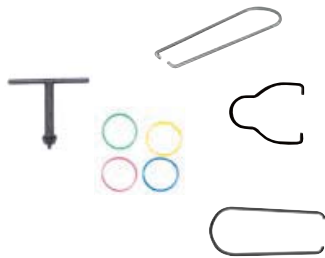
MODEL	PART NUMBER	OUTPUT HEX	FREE SPEED	MIN TORQUE		MAX TORQUE		NET WEIGHT		LENGTH		FREE SPEED AIR CONS.		VIBRATION LEVEL ISO 28927 (m/s ²)		SOUND PRESS.	SOUND POWER	AIR INLET
		in.	rpm	ft.lb	Nm	ft.lb	Nm	lb	kg	in.	mm	cfm	l/s	a	k	ISO 15744 - dB(A)		in.
CP2003	615 192 2003	1/4	1,100	0.3	0.4	1.1	1.5	0.9	0.4	7.7	197	8.5	4.0	<2.5	-	73	84	1/8 BSP
CP2005	615 192 2005	1/4	1,100	0.3	0.4	3.2	4.3	1.8	0.8	7.2	182	13.8	6.5	<2.5	-	76	87	1/8 BSP
CP2007	615 192 2007	1/4	1,100	0.3	0.4	3.2	4.3	1.3	0.6	9.8	250	13.8	6.5	<2.5	-	81	92	1/8 BSP
CP2008	615 192 2008	1/4	1,100	0.3	0.4	3.2	4.3	1.5	0.7	10.8	275	13.8	6.5	<2.5	-	76	87	1/8 BSP
CP2010	615 192 2010	1/4	1,470	1.5	2.0	4.1	5.5	2.0	0.9	10.0	253	19.1	9.0	<2.5	-	76	87	1/8 BSP
CP2012	615 192 2012	1/4	1,470	1.5	2.0	4.1	5.5	2.0	0.9	10.9	278	19.1	9.0	<2.5	-	73	84	1/4 BSP

All models: Hose int. 3/8" (10mm) - @90 PSI (@6.3 Bar)

Listed specifications are for reference only. Please check documents in each tool.



ACCESSORIES INCLUDED



MODEL	DESCRIPTION	PART NUMBER
CP2136, CP2141	Suspension bail	894 017 0488
CP2623, CP2612	Suspension bail Bits (2 Phillips E6.3) Color ring (4) Nipple Male 1/4"NPT	894 016 8729 894 020 0791 894 016 8074 -
CP2003, CP2005	Suspension bail Clutch Adjustment Hexagonal key	307683 - 69773
CP782	Suspension bail	C148806
CP783	Suspension bail	C148774

OPTIONAL ACCESSORIES



REAR EXHAUST HOSE ASSEMBLY - NOISE REDUCER

MODEL	DESCRIPTION	PART NUMBER
CP2755, CP2765, CP2780	Noise reducer	205 051 6493



SIDE HANDLE

MODEL	DESCRIPTION	PART NUMBER
CP2755, CP2765, CP2780	Side handle	205 049 8553



STUD CLEANER (Recommended with CP2755)

PART NUMBER	DESCRIPTION	DIAMETER		LENGTH		REPLACEMENT BRUSHES (SETS OF 5)
		IN.	MM	IN.	MM	
894 016 8858	STUD CLEANER M20X37L	0.79	20	1.46	37	894 016 9930
894 016 9793	STUD CLEANER M22X37L	0.87	22	1.46	37	894 016 9931
894 016 9794	STUD CLEANER M24X37L	0.94	24	1.46	37	894 016 9932
894 016 9927	STUD CLEANER M20X60L	0.79	20	2.36	60	894 016 9934
894 016 9928	STUD CLEANER M22X60L	0.87	22	2.36	60	894 016 9935
894 016 9929	STUD CLEANER M24X60L	0.94	24	2.36	60	894 016 9936
894 016 9795	STUD CLEANER M30X60L	1.18	30	2.36	60	894 016 9933



DID YOU KNOW THAT RUSTED BOLTS GREATLY AFFECTS CLAMPING FORCE? CLEAN BOLTS ARE KEY TO PROPER TIGHTENING. STUD CLEANERS ARE THE IDEAL SOLUTION. (PG. 61)



BALANCER SELECTION

BALANCER	LOAD RANGE		STROKE		NET WEIGHT		PART NUMBER	CP TOOLS
	LB.	KG	FT	MM	LB.	MM		
CP9911 (UP TO 1KG)	0.8-2.2	0.4-1.0	5.2	1,600	1.3	0.6	894 109 9110	CP2036 / CP2037 / CP2754 / CP2816 / CP2817 / CP2621 / CP2622 / CP2003 / CP2005 / CP2007 / CP2008 / CP2010 / CP2828 / CP2829
CP9912 (UP TO 2KG)	2.2-4.4	1.0-2.0	5.2	1,600	1.3	0.6	894 109 9120	CP2041 / CP2042 / CP2755 / CP2764 / CP2826 / CP2829 / CP2765 / CP2780 / CP2612 / CP2623 / CP2611 / CP2816 / CP2817

FASTENING



ADAPTERS

DESCRIPTION	PART NO.
A = 1/4" NPT - B = 1/4" BSP	181523
A = 1/8" NPT - B = 1/8" BSP	61103



LUBRICATION

OIL PROTECTO-LUBE FOR MOTOR	PART NO.
4oz. (0.12 l) - Air Tool Oil	CA149661
20.8oz (0.591 l) - Air Tool Oil	CA000046
1 Gal (3.8 l) - Airoilene Oil	P089507

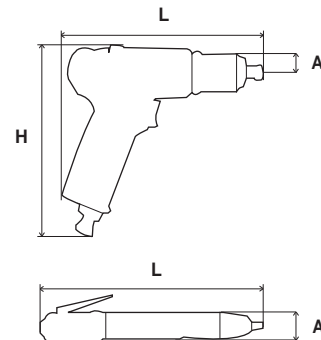
TUNE-UP KITS



MODEL	TUNE-UP KIT
CP2036	894 020 8405
CP2037	894 020 8401
CP2041	894 020 8402
CP2042	894 020 8406
CP2136	894 017 0493
CP2141	894 017 0516
CP2765	205 050 7803
CP2780	205 051 6763
CP2611	894 016 8415
CP2612	894 016 8416
CP2622	894 016 8464
CP2623	894 016 8330

DIMENSIONS

MODEL	DIMENSIONS					
	L		H		A	
	in.	mm	in.	mm	in.	mm
CP780	8.3	210	5.9	150	0.78	31
CP781	8.9	226	5.9	150	0.78	31
CP782	9.6	245	-	-	0.76	30
CP783		226	-	-	0.61	16
CP2003	7.7	197	-	-	1.18	30
CP2005	7.2	182	5.6	143	0.67	17
CP2007	9.8	250	-	-	1.18	30
CP2008	10.8	275	-	-	1.3	32
CP2010	10.0	253	-	-	1.33	34
CP2012	10.9	278	-	-	1.33	34
CP2036	8.2	207	-	-	1.81	46
CP2037	8.2	207	-	-	2.44	62
CP2041	6.0	152	6.5	165	0.82	21
CP2042	6.0	152	6.5	165	0.82	21
CP2136	7.3	185	-	-	0.79	20
CP2141	5.6	143	5.9	150	0.82	21
CP2611	9.3	235	6.9	175	0.89	23
CP2612	7.5	190	6.9	175	0.89	23
CP2621	9.1	232	-	-	1.65	42
CP2622	9.1	232	-	-	1.65	42
CP2623	8.2	207	-	-	1.65	42
CP2754	8.3	210	6.9	175	0.75	19
CP2764	9.0	228	6.7	170	0.75	19
CP2755	6 2/7	160	5.9	149	0.83	21
CP2765	7	178	5.9	149	0.83	21
CP2780	6 1/2	164	5.9	149	0.86	22
CP2816	7 7/8	200	158	6.2	0.79	20
CP2817	7 7/8	200	158	6.2	0.79	20
CP2828	7 1/2	190	-	-	1.42	36
CP2829	7 1/2	190	-	-	1.42	36



CORDLESS TOOLS



A complete range

Based on decades of expertise in building the right equipment for maintenance professionals, Chicago Pneumatic has developed a comprehensive range of battery-powered tools. Our 1/2" and 3/8" impact wrenches, 1/4" impact driver, 1/2" hammer drill, and 3/8" drill driver cover a widest range of workshop needs.



- ▶ **POWER & TORQUE**
If you are used to air tools, you will be impressed with the CP cordless performance. A custom-designed motor and durable gearbox deliver the power and torque you need.
- ▶ **MOBILITY**
With a CP cordless tool, your reach is endless. Portable by nature, our impact wrenches and drill drivers will travel with you from internal to external jobs. In addition, built in LED lights make them ideally suited for dimly lit applications.
- ▶ **A GOOD FIT**
Your power tool should be a natural extension of your hand. All CP cordless tools are designed with an ergonomic handle for maximum comfort. Switches are strategically placed for comfort and ease of use.
- ▶ **RUGGED**
In and out of the tool box, dirty hands, greasy floors,... CP knows the demanding conditions your equipment must endure. The components and housing of the CP cordless range were designed to provide maximum reliability and durability.



CP CORDLESS TOOL 3 YEAR LIMITED WARRANTY (*)

This warranty may vary by country. For more information, please find your local service center contact at www.cp-cordless.com

CORDLESS

CP8848 ★



POWERFUL
& EFFICIENT



FEATURES

- 1/2" anvil with ring retainer
- Max. torque: 775 ft.lb/1,050 Nm in reverse
- Variable speed trigger

BENEFITS

- Long lasting 20V / 4Ah battery
- Rubber battery dampeners absorb impacts and shocks
- Single-hand forward/reverse operation
- Ergonomic handle fits your hand perfectly



CP8848

1/2" Impact Wrench

CP8848 Pack

Part No. 894 108 8480
Kit includes:
- (1) 1/2" Impact wrench
- (2) Batteries
- (1) Charger



CP8848K Pack US

Part No. 894 108 8481
Kit includes:
- (1) 1/2" Impact wrench
- (2) Batteries
- (1) Charger

20V / 4.0Ah



CP8848



See accessories on pages 70-71



MODEL	PART NUMBER	OUTPUT DRIVE	FREE SPEED	MAX. TORQUE IN REVERSE	WORKING TORQUE		WEIGHT INCL. BATTERY		WEIGHT EXCL. BATTERY		LENGTH		HEIGHT		WIDTH		VIBRATION LEVEL ISO 28927 (m/s ²)		SOUND PRESS.	SOUND POWER	BATTERY		
		in.	rpm	ft.lb	Nm	ft.lb	Nm	lb	kg	lb	kg	in	mm	in	mm	in	mm	a	k	ISO 15744 - DB(A)	V	Ah	
CP8848 Bare tool*	894 108 8489	1/2	1,900	775	1,050	50-700	68-950	6.9	3.1	5.35	2.43	9.5	243	9.88	251	3.18	81	12.2	2.3	89	100	20	4
CP8848 Pack	894 108 8480	1/2	1,900	775	1,050	50-700	68-950	6.9	3.1	5.35	2.43	9.5	243	9.88	251	3.18	81	12.2	2.3	89	100	20	4
CP8848K Pack US	894 108 8481	1/2	1,900	775	1,050	50-700	68-950	6.9	3.1	5.35	2.43	9.5	243	9.88	251	3.18	81	12.2	2.3	89	100	20	4

* For bare tools, extra individual batteries and chargers are available (see page 70).

Listed specifications are for reference only. Please check documents provided with tool or on www.cp.com

1/2" Impact Wrench

CP8848-2 Pack

Part No. 894 108 8482

Kit includes:

- (1) 1/2" Impact wrench
- (2) Batteries
- (1) Charger



CP8848-2K Pack US

Part No. 894 108 8483

Kit includes:

- (1) 1/2" Impact wrench
- (2) Batteries
- (1) Charger

20V / 4.0Ah



CP8848

CP8848-2



POWERFUL & EFFICIENT



FEATURES

- 1/2" anvil with ring retainer
- Max. torque: 775 ft.lb/1,050 Nm in reverse
- Variable speed trigger

BENEFITS

- Long lasting 20V / 4Ah battery
- Rubber battery dampeners absorb shock from impacts
- Single-hand forward/reverse operation
- Ergonomic handle fits your hand perfectly



CP8848-2



See accessories on pages 70-71

★ GENERAL MAINTENANCE ★★ INDUSTRIAL MAINTENANCE & PRODUCTION ★★★ SUPER INDUSTRIAL

MODEL	PART NUMBER	OUTPUT DRIVE	FREE SPEED	MAX. TORQUE IN REVERSE		WORKING TORQUE		WEIGHT INCL. BATTERY		WEIGHT EXCL. BATTERY		LENGTH		HEIGHT		WIDTH		VIBRATION LEVEL ISO 28927 (m/s ²)		SOUND PRESS.	SOUND POWER	BATTERY	
		in.	rpm	ft.lb	Nm	ft.lb	Nm	lb	kg	lb	kg	in	mm	in	mm	in	mm	a	k	ISO 15744 - DB(A)	V	Ah	
CP8848-2 Bare tool*	894 108 8488	1/2	1,900	775	1,050	50-700	68-950	7.4	3.4	5.79	2.63	11.5	291	9.88	251	3.18	81	12.2	2.3	89	100	20	4
CP8848-2 Pack	894 108 8482	1/2	1,900	775	1,050	50-700	68-950	7.4	3.4	5.79	2.63	11.5	291	9.88	251	3.18	81	12.2	2.3	89	100	20	4
CP8848-2K Pack US	894 108 8483	1/2	1,900	775	1,050	50-700	68-950	7.4	3.4	5.79	2.63	11.5	291	9.88	251	3.18	81	12.2	2.3	89	100	20	4

* For bare tools, extra individual batteries and chargers are available (see page 70).

Listed specifications are for reference only. Please check documents provided with tool or on www.cp.com

CORDLESS

CP8828 ★



COMPACT & VERSATILE

FEATURES

- 3/8" anvil with ring retainer
- Max. torque: 150 ft.lb/205 Nm in reverse
- Variable speed trigger

BENEFITS

- Great power/weight ratio
- Long lasting 20V / 4Ah battery
- Rubber battery dampeners absorb impacts and shocks
- LED lighting for dimly lit work areas
- Single-hand forward/reverse operation
- Ergonomic handle fits your hand perfectly



CP8828

3/8" Impact Wrench

CP8828 Pack

Part No. 894 108 8280

- Kit includes:
- (1) 3/8" Impact wrench
 - (2) Batteries
 - (1) Charger

CP8828K Pack US

Part No. 894 108 8281

- Kit includes:
- (1) 3/8" Impact wrench
 - (2) Batteries
 - (1) Charger



20V / 4.0Ah



CP8828



See accessories on pages 70-71



MODEL	PART NUMBER	OUTPUT DRIVE	FREE SPEED	MAX. TORQUE IN REVERSE		WORKING TORQUE		WEIGHT INCL. BATTERY		WEIGHT EXCL. BATTERY		LENGTH		HEIGHT		WIDTH		VIBRATION LEVEL ISO 28927 (m/s ²)		SOUND PRESS.	SOUND POWER	BATTERY	
		in.	rpm	ft.lb	Nm	ft.lb	Nm	lb	kg	lb	kg	in	mm	in	mm	in	mm	a	k	ISO 15744 - DB(A)	V	Ah	
CP8828 Bare tool*	894 108 8289	3/8	2,400	150	205	30-128	40-174	4.0	1.9	2.38	1.08	6.0	153	9.27	237	2.3	58	<2,5	-	96	107	20	4
CP8828 Pack	894 108 8280	3/8	2,400	150	205	30-128	40-174	4.0	1.9	2.38	1.08	6.0	153	9.27	237	2.3	58	<2,5	-	96	107	20	4
CP8828K Pack US	894 108 8281	3/8	2,400	150	205	30-128	40-174	4.0	1.9	2.38	1.08	6.0	153	9.27	237	2.3	58	<2,5	-	96	107	20	4

* For bare tools, extra individual batteries and chargers are available (see page 70).

Listed specifications are for reference only. Please check documents provided with tool or on www.cp.com

1/4" Impact Driver

CP8818 Pack


Part No. 894 108 8180
 Kit includes:
 - (1) 1/4" Impact Driver
 - (2) Batteries
 - (1) Charger

CP8818K Pack US

Part No. 894 108 8181
 Kit includes:
 - (1) 1/4" Impact Driver
 - (2) Batteries
 - (1) Charger



12V / 1.5Ah



CP8818

CP8818



ULTRA COMPACT & LIGHTWEIGHT



FEATURES

- 1/4" quick change hex bit holder
- Max. torque: 85 ft.lb/115 Nm in reverse
- Variable speed trigger

BENEFITS

- Ultra compact for work in small and confined spaces
- LED lighting for dimly lit work areas
- Single-hand forward/reverse operation
- Ergonomic handle fits your hand perfectly



CP8818



See accessories on pages 70-71

★ GENERAL MAINTENANCE ★★ INDUSTRIAL MAINTENANCE & PRODUCTION ★★★ SUPER INDUSTRIAL

MODEL	PART NUMBER	OUTPUT		MAX. TORQUE		WORKING TORQUE		WEIGHT INCL. BATTERY		WEIGHT EXCL. BATTERY		LENGTH		HEIGHT		WIDTH		VIBRATION LEVEL ISO 28927 (m/s²)		SOUND PRESS.	SOUND POWER	BATTERY	
		in.	rpm	ft.lb	Nm	ft.lb	Nm	lb	kg	lb	kg	in	mm	in	mm	in	mm	a	k	ISO 15744 - DB(A)	V	Ah	
CP8818 Bare tool*	894 108 8189	1/4 Hex.	2,000	85	115	16-71	23-97	2.4	1.1	1.98	0.9	6.3	161	7.29	185.3	2.18	55.5	4.8	1.5	87	98	12	1.5
CP8818 Pack	894 108 8180	1/4 Hex.	2,000	85	115	16-71	23-97	2.4	1.1	1.98	0.9	6.3	161	7.29	185.3	2.18	55.5	4.8	1.5	87	98	12	1.5
CP8818K Pack US	894 108 8181	1/4 Hex.	2,000	85	115	16-71	23-97	2.4	1.1	1.98	0.9	6.3	161	7.29	185.3	2.18	55.5	4.8	1.5	87	98	12	1.5

* For bare tools, extra individual batteries and chargers are available (see page 70).

Listed specifications are for reference only. Please check documents provided with tool or on www.cp.com

CORDLESS

CP8548 ★

STRONG & VERSATILE



FEATURES

- 1/2" spindle lock and keyless chuck
- Max. torque 60 ft.lbs/82 Nm
- Variable speed trigger

BENEFITS

- 3 modes (screwing, drilling and hammer drilling)
- Independent LED lighting for dimly lit work surfaces
- Ergonomic handle fits your hand perfectly



CP8548

1/2" Hammer Drill Driver

CP8548

Pack

- Part No. 894 108 5480
Kit includes:
- (1) 1/2" Hammer Drill Driver
 - (2) Batteries
 - (1) Charger



CP8548K Pack US

- Part No. 894 108 5481
Kit includes:
- (1) 1/2" Hammer Drill Driver
 - (2) Batteries
 - (1) Charger

20V / 4.0Ah



CP8548



See accessories on pages 70-71

★ GENERAL MAINTENANCE ★ INDUSTRIAL MAINTENANCE & PRODUCTION ★ SUPER INDUSTRIAL

MODEL	PART NUMBER	CHUCK		FREE SPEED 1 ST /2 ND GEAR	PERCUSSION UNDER LOAD 1 ST /2 ND GEAR	MAX. TORQUE		Ø DRILLING CAPACITY IN						Ø WOOD SCREWS WITHOUT PREDRILLING		WEIGHT INCL./EXCL. BATTERY		VIBRATION LEVEL ISO 28927 (m/s ²)		SOUND PRESS.	SOUND POWER	BATTERY				
		in	mm			RPM	BPM	ft.lb	Nm	STEEL		WOOD		BRICK & TILE		in	mm	lb	kg			a	k	ISO 15744 - DB(A)	V	Ah
										in	mm	in	mm	in	mm											
CP8548 Bare tool*	894 108 5489	1/16" - 1/2"	1.5 - 13	0 - 450/0 - 1600	7200/25600	60	82	0.5	13	2.16	55	0.63	16	0.31	8	5.3/3.7	2.4/1.68	2.5	1.5	88	99	20	4			
CP8548 Pack	894 108 5480	1/16" - 1/2"	1.5 - 13	0 - 450/0 - 1600	7200/25600	60	82	0.5	13	2.16	55	0.63	16	0.31	8	5.3/3.7	2.4/1.68	2.5	1.5	88	99	20	4			
CP8548K Pack US	894 108 5481	1/16" - 1/2"	1.5 - 13	0 - 450/0 - 1600	7200/25600	60	82	0.5	13	2.16	55	0.63	16	0.31	8	5.3/3.7	2.4/1.68	2.5	1.5	88	99	20	4			

* For bare tools, extra individual batteries and chargers are available (see page 70).

Listed specifications are for reference only. Please check documents provided with tool or on www.cp.com

3/8" Hammer Drill Driver

CP8528 Pack

Part No. 894 108 5280
 Kit includes:
 - (1) 3/8" Drill Driver
 - (2) Batteries
 - (1) Charger

CP8528K Pack US

Part No. 894 108 5281
 Kit includes:
 - (1) 3/8" Drill Driver
 - (2) Batteries
 - (1) Charger



12V / 1.5Ah

CP8528

ULTRA COMPACT & LIGHTWEIGHT



FEATURES

- 3/8" spindle lock and keyless chuck
- Max. torque: 24 ft.lbs/34 Nm
- Variable speed trigger

BENEFITS

- Ultra compact
- LED lighting for dimly lit work areas
- Ergonomic handle fits your hand perfectly



CP8528



CP8528



See accessories on pages 70-71

GENERAL MAINTENANCE INDUSTRIAL MAINTENANCE & PRODUCTION SUPER INDUSTRIAL

MODEL	PART NUMBER	CHUCK		FREE SPEED 1 ST /2 ND GEAR	MAX. TORQUE		Ø DRILLING CAPACITY IN						Ø WOOD SCREWS WITHOUT PREDRILLING		WEIGHT INCL./EXCL. BATTERY		VIBRATION LEVEL ISO 28927 (m/s ²)		SOUND PRESS. ISO 15744 - DB(A)	SOUND POWER		BATTERY	
		in	mm		RPM	ft.lb	Nm	STEEL	WOOD	BRICK & TILE	in	mm	in	mm	in	mm	lb	kg		a	k	V	Ah
CP8528 Bare tool*	894 108 5289	1/16" - 3/8"	1.5 - 10	0 - 350/0 - 1500	24	34	0.39	10	0.78	20	0.39	10	0.23	6	2.6/2.2	1.2/1	1.1	1.5	69	80	12	1.5	
CP8528 Pack	894 108 5280	1/16" - 3/8"	1.5 - 10	0 - 350/0 - 1500	24	34	0.39	10	0.78	20	0.39	10	0.23	6	2.6/2.2	1.2/1	1.1	1.5	69	80	12	1.5	
CP8528K Pack US	894 108 5281	1/16" - 3/8"	1.5 - 10	0 - 350/0 - 1500	24	34	0.39	10	0.78	20	0.39	10	0.23	6	2.6/2.2	1.2/1	1.1	1.5	69	80	12	1.5	

* For bare tools, extra individual batteries and chargers are available (see page 70).

Listed specifications are for reference only. Please check documents provided with tool or on www.cp.com

CORDLESS

Accessories



CP20XP
4Ah 20-Volt
Lithium-ion battery

CP12XP
1.5Ah 12-Volt
Lithium-ion battery



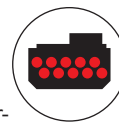
2X LONGER RUNTIME
Increases your productivity



WIDE TEMPERATURE WORKING RANGE
-0.4° F to 122° F
-18° C to 50° C



THERMAL & CURRENT OVERLOAD PROTECTION
Protection against over-heating and over-loading



INDIVIDUAL CELL MONITORING
Protection during charge and discharge

CP BATTERY SPECIFICATIONS

MODEL	PART NUMBER	VOLTAGE	AMP. HOUR	CHARGING TIME	DIMENSIONS		WEIGHT	
		V	Ah	min	in	mm	lb	kg
CP12XP	894 017 2263	12	1.5	30	2.0 x 1.81 x 3.42	51 x 46 x 87	0.41	0.19
CP20XP	894 017 2261	20	4	90	2.4 x 3.0 x 5.11	62 x 77 x 130	1.6	0.725

Maximum initial battery voltage - measured without a workload - is 20 volts. Nominal voltage is 18.

12-VOLT CHARGER SPECIFICATIONS



MODEL	PART NUMBER	VOLTAGE	AMP. HOUR	CHARGING TIME	DIMENSIONS		WEIGHT	
		V	Ah	min	in	mm	lb	kg
CP12CHE 12V EU	894 017 2259	12	1.5	30	2.83 x 4.73 x 6.7	72 x 120 x 170	1.2	0.54
CP12CHU 12V US	894 017 2283	12	1.5	30	2.83 x 4.73 x 6.7	72 x 120 x 170	1.2	0.54
CP12CHA 12V AUS	894 017 2285	12	1.5	30	2.83 x 4.73 x 6.7	72 x 120 x 170	1.2	0.54
CP12CHK 12V UK	894 017 2284	12	1.5	30	2.83 x 4.73 x 6.7	72 x 120 x 170	1.2	0.54

20-VOLT CHARGER SPECIFICATIONS



MODEL	PART NUMBER	VOLTAGE	AMP. HOUR	CHARGING TIME	DIMENSIONS		WEIGHT	
		V	Ah	min	in	mm	lb	kg
CP20CHE 20V EU	894 017 2262	20	4	90	3.6 x 4.92 x 7.48	91 x 125 x 190	1.58	0.72
CP20CHU 20V US	894 017 2286	20	4	90	3.6 x 4.92 x 7.48	91 x 125 x 190	1.58	0.72
CP20CHA 20V AUS	894 017 2288	20	4	90	3.6 x 4.92 x 7.48	91 x 125 x 190	1.58	0.72
CP20CHK 20V UK	894 017 2287	20	4	90	3.6 x 4.92 x 7.48	91 x 125 x 190	1.58	0.72

Accessories



21-Piece General Use Drill Bit Set
(Imperial - for North American markets)

Part No. 894 017 2304

- \varnothing : 1/16 – 5/64 – 3/32 – 7/64 – 1/8 – 9/64 – 5/32 – 11/64 – 3/16 – 13/64 – 7/32 – 15/64 – 1/4 – 1 – 7/64 – 9/32 – 19/64 – 5/16 – 21/64 – 11/32 – 23/64 – 3/8 in
- High performance: HSS4241 and tin tips
- Multiple drilling uses: 135° tip shape
- Metal box



8-Piece Concrete Drill Bit Set

Part No. 894 017 2302

- \varnothing : 3 – 4 – 5 – 6 – 7 – 8 – 9 – 10 mm
- High durability: carbide tip and body in 45C steel
- High drilling efficiency: 130° diamond head



8-Piece Wood Drill Bit Set

Part No. 894 017 2301

- \varnothing : 3 – 4 – 5 – 6 – 7 – 8 – 9 – 10 mm
- High performance: 45C steel and cutting shoulder
- High precision: Pointer



19-Piece Metal Drill Bit Set

Part No. 894 017 2303

- \varnothing : 1 – 1.5 – 2 – 2.5 – 3 – 3.5 – 4 – 4.5 – 5 – 5.5 – 6 – 6.5 – 7 – 7.5 – 8 – 8.5 – 9 – 9.5 – 10 mm
- High durability & performance: HSS 4241 and tin tips
- High metal drilling precision: 118° tip shape



31-Piece 25 mm Driver Bit Set (ISO1173)

Part No. 894 017 2305

- High screw performance: chrome vanadium steel
- 1 magnetic locking ring bit holder, fast bit change (drive: 1/4" – 6.35 mm – length: 2.56" – 65 mm)
- Plastic box
- Slotted: 4 – 5 – 6 – 7 mm
- Phillips ®: PH0 – 2 x PH1 – 3 x PH2 – 2 x PH3
- Pozidriv ®: 2 x PZ1 – 3 x PZ2 – 2 x PZ3
- Torx ®: T10 – T15 – T20 – T25 – T30
- Hexagonal: 2 – 2.5 – 3 – 4 – 5 – 6 mm

GLOVES

DESCRIPTION	PART NUMBER
Impact Gloves: Medium	894 017 1574
Impact Gloves: Large	894 015 8618
Impact Gloves: X Large	894 015 8619
Impact Gloves: XX Large	894 017 1573



GRINDING



DIE GRINDERS

For smaller surface applications and/or precision material removal, collet type grinders are preferred for deburring, die countouring, light chamfering.

WHEEL GRINDERS ANGLE AND VERTICAL GRINDERS

For medium and large surfaces, wheel grinders are designed for grinding, cutting, countouring at a high material removal rate.

For maximum material removal with minimum effort, choose the best tool.

STEP 1

Applications

- ▶ Materials
- ▶ Access
- ▶ Intensity
- ▶ Precision

STEP 2

Abrasives

- ▶ Carbide burs
- ▶ Mounted points
- ▶ Grinding wheels
- ▶ Cutting wheels
- ▶ Flap wheels

STEP 3

Tools

- ▶ Die grinders
- ▶ Angle grinders
- ▶ Vertical grinders
- ▶ Extended shaft grinders

	DIE GRINDERS / STRAIGHT WHEEL GRINDERS	ANGLE GRINDERS / VERTICAL GRINDERS
 SUPER INDUSTRIAL	CP3000-600CR CP3019 - CP3109 - CP3119 CP3249	CP3019 - CP3109 CP3650 - CP3850 CP3349
 INDUSTRIAL MAINTENANCE AND PRODUCTION	CP9104Q CP3000 - CP3030 CP3451 - CP9113	CP3040 - CP3450 CP857 CP7540 - CP7545 - CP7550
 GENERAL MAINTENANCE	CP875 - CP876 CP860 CP 9105 - CP9106 - CP9108 - CP 9110 - CP9111 - CP9112	CP7500 CP854 CP9120 - CP9121 - CP9122 - CP9123

Caution: The selected grinder speed should not be higher than Maximum Operating Speed recommended by abrasive manufacturers

GRINDING

ERGONOMIC FEATURES

Chicago Pneumatic Abrasive Tools are designed with advanced ergonomics and features required to enable operators to achieve increased productivity levels:

- Significant sound and vibration reduction - helps reduce operator fatigue and improve performance.
- Complete line - designed for maximum productivity under rugged conditions.
- Wide choice of tools - die grinders, small wheel grinders, horizontal grinders, and vertical grinders.
- Powerful yet lightweight - produces more power per pound than comparable electric models.

- Air powered - Minimal risk of electrical shock or overheating - even with continuous use.

OTHER FEATURES:

- Rugged construction - to withstand tough use.
- Heat treated internal parts - keep tool operating, minimize repairs.
- Engineered to minimize downtime - simple replacement of rotor blades usually restores original power.
- Wide variety of accessories - Increases productivity, ergonomics, and safety.

COLLET GRINDERS

Recommended speeds depend on both the shank and head diameter of the carbide burr.

The choice of burr depends on the size of your application. A larger volume of material to be removed will require a larger size abrasive. Select the tool rpm depending on the diameter of the burr head, the material to be ground and the material in the rotary burr. Use tungsten carbide burs for hard and tough materials. High speed steel burs are recommended for unhardened and medium hard materials. See table.

MATERIAL TYPE	DIAMETER OF THE HEAD OF THE CARBIDE BURRES				
	1/8" (3 mm)	1/4" (6 mm)	3/8" (10 mm)	1/2" (12 mm)	5/8" (16 mm)
Steel	60,000 - 90,000	45,000 - 60,000	30,000 - 40,000	22,500 - 30,000	18,000 - 24,000
Tempered steel	60,000 - 90,000	30,000 - 45,000	19,000 - 30,000	15,000 - 22,500	12,000 - 18,000
Stainless steel	60,000 - 90,000	30,000 - 45,000	19,000 - 30,000	15,000 - 22,500	12,000 - 18,000
Casting	45,000 - 90,000	22,500 - 60,000	15,000 - 40,000	11,000 - 30,000	9,000 - 24,000
Titanium	60,000 - 90,000	30,000 - 45,000	19,000 - 30,000	15,000 - 22,500	12,000 - 18,000
Nickel	60,000 - 90,000	30,000 - 45,000	19,000 - 30,000	15,000 - 22,500	12,000 - 18,000
Copper & copper alloys	45,000 - 90,000	22,500 - 60,000	15,000 - 40,000	11,000 - 30,000	9,000 - 24,000
Aluminium	30,000 - 90,000	15,000 - 70,000	10,000 - 50,000	7,000 - 3,8000	6,000 - 30,000
Plastics	30,000 - 90,000	15,000 - 70,000	10,000 - 50,000	7,000 - 3,8000	6,000 - 30,000
Cermet	60,000 - 90,000	30,000 - 45,000	19,000 - 30,000	15,000 - 22,500	12,000 - 18,000

Small precision deburring: die grinding is performed with either tungsten carbide, high speed steel burs or mounted points.



Carbide Burs

Mounted Points

WHEEL GRINDERS

Pure material removal, regardless of whether it is removed from a cramped or an open space, is determined by the power generated on the grinding application. The applied feed force and the rotation of the wheel generates a cutting force which when multiplied by the peripheral speed of the wheel, represents the power for removing material (power = peripheral speed x cutting force).

Chicago Pneumatic grinders features a high degree of safety. Safety throttles, over-speed shut-off and wheel guards are good examples of product safety features carried by your grinders.

The table below will help you to translate the peripheral speed of the grinding wheel to the correct rotational speed of the grinder when using a specific diameter of grinding wheel.

DIAMETER IN. (MM)	MAXIMUM WORK SPEED IN M/S OR FEET/MIN							
	32	35	40	50	63	80	100	125
1 (25)	6,300	6,890	7,875	9,842	12,401	15,750	19,685	24,600
1-1/4 (32)	24,450	26,740	30,560	38,200	48,130	61,120	76,390	95,490
1-9/16 (40)	19,100	20,890	23,870	29,840	37,600	47,750	59,680	74,600
2 (50)	15,280	16,710	19,100	23,870	30,080	38,200	47,750	59,680
2-1/2 (63)	1,220	1,3370	1,5280	1,9100	2,4060	3,0560	3,8200	4,7750
3 (75)	9,700	10,610	12,130	15,160	19,100	24,250	30,320	37,890
3 (175)	7,640	8,360	9,550	11,940	15,040	19,100	23,870	29,840
4 (100)	6,110	6,680	7,640	9,550	12,030	15,280	19,100	23,870
5 (125)	4,890	5,350	6,110	7,640	9,630	12,220	15,280	19,100
6 (150)	4,070	4,460	5,090	6,370	8,020	1,190	12,730	15,920
7 (180)	3,400	3,710	4,240	5,310	6,680	8,490	10,610	13,260
7-7/8 (200)	3,060	3,340	3,820	4,780	6,020	7,640	9,550	11,940
9 (230)	2,660	2,910	3,320	5,150	5,230	6,640	8,300	10,380
9-27/32 (250)	2,440	2,670	3,060	3,820	4,810	6,110	7,640	9,550
11-13/16 (300)	2,040	2,230	2,550	3,180	4,010	5,090	6,370	7,960

HOW ENSURE SAFE OPERATION:

- Check the tool free speed
- Match the maximum speed of the abrasive to the grinder
- Inspect the grinding wheel
- Inspect the flange
- Inspect the wheel guard
- Wear protection goggles, gloves & hearing protection
- Test run your grinder in a protected area after assembling the wheel
- Make sure that the tools receive proper maintenance, see service sheet
- Disconnect the tool from the air network before changing accessories abrasives.

< 0.12 hp (90 W) Die Grinders

CP9104Q

60,000 RPM



CP9104Q K

See details on page 92

HIGH-SPEED FOR PRECISION WORK

FEATURES

- 3 mm and 1/8" collets included
- Very low noise level: only 71 dB(A)
- Includes silencer hose

BENEFITS

- General maintenance application
- Easy to handle
- Quiet and lightweight



CP3000-600CR

CP3000-600CR

60,000 RPM



HIGH SPEED & DURABLE BODY



FEATURES

- 1/8" collet - Product for imperial system only
- Steel but lightweight body
- Included silencer hose

BENEFITS

- Industrial Production applications
- pencil grinder
- Great durability
- Operator comfort



CP3000-600CR

CP3000-600CR

Same features as CP3000-600CR 1/8, with 3 mm collet capacity



See accessories on pages 87-92

 GENERAL MAINTENANCE  INDUSTRIAL MAINTENANCE & PRODUCTION  SUPER INDUSTRIAL

MODEL	PART NUMBER	FREE SPEED		POWER		COLLET CAPACITY		AIR CONS. @LOAD		NET WEIGHT		LENGTH		VIBRATION LEVEL ISO 28927 (m/s ²)		SOUND PRESS.	SOUND POWER	AIR INLET
		rpm		hp	W	in.	mm	cfm	l/s	lb	kg	in.	mm	a	k	ISO 15744 - dB(A)		in.
CP9104Q	615 195 9104	60,000		0.05	40	1/8	3	7	3.2	0.5	0.2	5.2	133	<2.5	-	71	82	1/4
CP3000-600CR	615 160 0140	60,000		0.12	90	1/8	3.2	5.5	2.6	0.3	0.1	6	153	<2.5	-	71	82	1/4
CP3000-600CR	615 160 0330	60,000		0.12	90	-	3	5.5	2.6	0.3	0.1	6	153	<2.5	-	71	82	1/4

All models: Hose int. 3/8" (10mm) - @90 PSI (@6.3 Bar)

Listed specifications are for reference only. Please check documents in each tool.

GRINDING

<0.47 hp (350 W) Die Grinders

The CP91 Series Benefits

- General maintenance application
- High operator comfort
- Power and performance
- Ideal for limited space applications

CP9105Q-B 28,000 RPM



QUIET & EFFICIENT

FEATURES

- Rubber overmould grip
- Swivel air inlet
- Built-in air regulator

CP9106Q-B

Same features as CP9105Q-B with 23,000 rpm and 90° angle head



CP9108Q-B

Same features as CP9105Q-B with 23,000 rpm and 120° angle head



CP9110Q-B

Same features as CP9105Q-B with 27,000 rpm and with extended shaft



CP9111Q-B 22,000 RPM



POWERFUL & QUIET

CP9112Q-B

Same features as CP9111Q-B with extended shaft

CP9111Q-B Kit Metric

See details on page 92

FEATURES

- Rubber overmould grip
- Swivel air inlet
- Built-in air regulator



See accessories on pages 87 to 92

 GENERAL MAINTENANCE  INDUSTRIAL MAINTENANCE & PRODUCTION  SUPER INDUSTRIAL

MODEL	PART NUMBER	FREE SPEED		POWER		COLLET CAPACITY		AIR CONS. @LOAD		NET WEIGHT		LENGTH		VIBRATION LEVEL ISO 28927 (m/s ²)		SOUND PRESS. ISO 15744 - dB(A)	SOUND POWER	AIR INLET
		rpm		hp	W	in.	mm	cfm	l/s	lb	kg	in.	mm	a	k			
CP9105Q-B	615 195 2105	28,000		0.3	210	1/4	6.35	8.7	4.1	0.8	0.4	6.3	160	3.6	2.0	80	91	1/4
CP9106Q-B	615 195 2106	23,000		0.3	210	1/4	6.35	8.7	4.1	1.5	0.7	4.7	120	5.1	2.6	80	91	1/4
CP9108Q-B	615 195 2108	23,000		0.3	210	1/4	6	8.7	4.1	1.1	0.5	7.9	200	5.1	1.6	80	91	1/4
CP9110Q-B	615 195 2110	27,000		0.3	210	1/4	6	8.7	4.1	1.5	0.7	10.2	260	4.9	2.5	80	91	1/4
CP9111Q-B	615 195 2111	22,000		0.47	350	1/4	6	8.7	4.1	1.5	0.7	6.3	160	3.7	1.6	80	91	1/4
CP9112Q-B	615 195 2112	22,000		0.47	350	1/4	6	8.7	4.1	2.9	1.3	13.4	340	2.7	1.2	80	91	1/4

All models: Hose int. 3/8" (10mm) - @90 PSI (@6.3 Bar)

Listed specifications are for reference only. Please check documents in each tool.

<0.54 hp (400 W) Die Grinders

CP875 ★

22,500 RPM



COMPACT ANGLE DIE GRINDER

CP875 K

See details on page 92



CP876

Same features as CP875 with 30000 rpm and straight body



FEATURES

- 1/4" and 6 mm collets
- 90° angle head allows flexibility in tight areas
- Built-in air regulator

BENEFITS

- General maintenance applications
- Compact and lightweight tool designed for easy maneuverability
- Ideal for limited space applications

CP860 ★★

24,000 RPM



GREAT DURABILITY

CP860E

Same features as CP860 with 6 mm collet

CP860ES

Same features as CP860 with 6" extended shaft

CP860ESE

Same features as CP860E with 6" extended shaft and 6 mm collet

FEATURES

- 1/4" collet
- Rugged and energy efficient 0.54 hp (400 W) motor
- Adjustable speed regulator

BENEFITS

- General maintenance application die grinder
- Productivity and control
- Excellent for cleaning tires, moldings, porting, relieving engines, and general high-speed polishing and grinding



CP860



See accessories on pages 87 to 92

★ GENERAL MAINTENANCE ★★ INDUSTRIAL MAINTENANCE & PRODUCTION ★★★ SUPER INDUSTRIAL

MODEL	PART NUMBER	FREE SPEED		POWER		COLLET CAPACITY		AIR CONS. @LOAD		NET WEIGHT		LENGTH		VIBRATION LEVEL ISO 28927 (m/s ²)		SOUND PRESS. ISO 15744 - dB(A)	SOUND POWER	AIR INLET
		rpm	hp	W	in.	mm	cfm	l/s	lb	kg	in.	mm	a	k	in.			
CP875	T023995	22,500	0.3	220	1/4	6	22	10.4	1	0.5	4.9	124	4.4	1.9	101	112	1/4	
CP876	T023996	30,000	0.3	220	1/4	6	24	11.3	0.8	0.3	4.8	121	<2.5	-	101	112	1/4	
CP860	T019704	24,000	0.54	400	1/4	6.35	21	9.9	1.3	0.6	5.8	146	3.7	1.6	93	104	1/4	
CP860E	T021136	24,000	0.54	400	-	6	21	9.9	1.3	0.6	5.8	146	3.7	1.6	93	104	1/4	
CP860ES	T023193	24,000	0.54	400	1/4	-	23.1	10.9	2.1	1	11.8	294	3.7	1.5	93	104	1/4	
CP860ESE	T023354	24,000	0.54	400	-	6	23.1	10.9	2.1	1	11.8	294	3.7	1.5	93	104	1/4	

All models: Hose int. 3/8" (10mm) - @90 PSI (@6.3 Bar)

Listed specifications are for reference only. Please check documents in each tool.

GRINDING

<0.7 hp (500 W) Die Grinders The CP3000 Series Benefits

LIGHTWEIGHT & ERGONOMIC

- Industrial die grinder
- Industrial grade durability up to 1,000 hours between maintenance intervals
- Operator comfort

CP3000-325R 25,000 RPM

FEATURES

- Compact composite handle
- Streamlined safety lever
- Rear Exhaust



CP3000-325R

CP3000-330R

Same features as CP3000-325R with 30,000 rpm

CP3000-325F/330F

Same features as CP3000-325R with 25,000, 30,000 rpm and Front exhaust. NOT FOR CE MARKET



CP3000-325R

CP3000-420R

20,000 RPM



CP3000-415R/418R/424R

Same features as CP3000-420R with respectively 15,000 - 18,000 - 24,000 rpm

CP3000-418F/420F/424F

Same features as CP3000-420R with same speeds and Front exhaust. NOT FOR CE MARKET

FEATURES

- Compact composite handle
- Streamlined safety lever
- Rear Exhaust

CP3000-520R

20,000 RPM



CP3000-515R/518R

Same features as CP3000-520R with respectively 15,000 - 18,000 rpm

CP3000-515F/518F/520F

Same features as CP3000-520R with 15,000/18,000/20,000 rpm and Front exhaust. NOT FOR CE MARKET

FEATURES

- Compact composite handle
- Streamlined safety lever
- Front Exhaust

 GENERAL MAINTENANCE  INDUSTRIAL MAINTENANCE & PRODUCTION  SUPER INDUSTRIAL

MODEL	PART NUMBER	FREE SPEED		POWER		COLLET CAPACITY		AIR CONS. @LOAD		NET WEIGHT		LENGTH		VIBRATION LEVEL ISO 28927 (m/s ²)		SOUND PRESS.	SOUND POWER	AIR INLET
		rpm	hp	W	in.	mm	cfm	l/s	lb	kg	in.	mm	a	k	ISO 15744 - dB(A)	in.		
CP3000-325F	615 160 0180	25,000	0.4	300	1/4	6.35	17.2	8.1	0.9	0.4	5.9	150	<2.5	-	84	95	1/4	
CP3000-325R	615 160 0150	25,000	0.4	300	1/4	6.35	19.1	9	0.9	0.4	5.9	150	3.2	1.6	79	90	1/4	
CP3000-330R	615 160 0160	30,000	0.4	300	1/4	6.35	19.1	9	0.9	0.4	5.9	150	<2.5	-	78	89	1/4	
CP3000-415R	615 160 0190	15,000	0.54	400	1/4	6.35	21.2	10	1.7	0.8	7.7	196	<2.5	-	80	91	1/4	
CP3000-418R	615 160 0200	18,000	0.54	400	1/4	6.35	21.2	10	1.7	0.8	7.7	196	<2.5	-	77	88	1/4	
CP3000-420F	615 160 0250	20,000	0.54	400	1/4	6.35	22	10.4	1.7	0.8	7.7	196	<2.5	-	82	93	1/4	
CP3000-420R	615 160 0210	20,000	0.54	400	1/4	6.35	23.3	11	1.7	0.8	7.7	196	<2.5	-	78	89	1/4	
CP3000-424F	615 160 0260	24,000	0.54	400	1/4	6.35	24	11.3	1.7	0.8	7.7	196	<2.5	-	82	93	1/4	
CP3000-424R	615 160 0220	24,000	0.54	400	1/4	6.35	23.3	11	1.7	0.8	7.7	196	<2.5	-	79	90	1/4	
CP3000-515F	615 160 0300	15,000	0.7	500	1/4	6.35	23.7	11.2	1.9	0.9	7.6	195	<2.5	-	79	90	1/4	
CP3000-515R	615 160 0270	15,000	0.7	500	1/4	6.35	25.4	12	1.9	0.9	7.6	195	<2.5	-	81	92	1/4	
CP3000-518F	615 160 0310	18,000	0.7	500	1/4	6.35	25.7	12.1	1.9	0.9	7.6	195	<2.5	-	80	91	1/4	
CP3000-518R	615 160 0280	18,000	0.7	500	1/4	6.35	27.6	13	1.9	0.9	7.6	195	<2.5	-	80	91	1/4	
CP3000-520F	615 160 0320	20,000	0.7	500	1/4	6.35	26.3	12.4	1.9	0.9	7.6	195	<2.5	-	81	92	1/4	
CP3000-520R	615 160 0290	20,000	0.7	500	1/4	6.35	27.6	13	1.9	0.9	7.6	195	<2.5	-	81	92	1/4	

All models: Hose int. 3/8" (9.5 mm) - @90 PSI (@6.3 Bar)

Listed specifications are for reference only. Please check documents in each tool.

<0.7 hp (500 W) Die Grinders

The CP3030 Series Benefits

LIGHTWEIGHT & ERGONOMIC

- Industrial die grinder
- Industrial grade durability up to 1,000 hours between maintenance intervals
- Operator comfort

CP3030-420R 20,000 RPM



- FEATURES**
- Streamlined safety lever
 - Rear Exhaust
 - Gearless durable construction

CP3030-418R/424R
Same features as CP3030-420R with respectively 18,000 - 24,000 rpm

CP3030-420F/424F
Same features as CP3030-420R with same speeds and Front exhaust.
NOT FOR CE MARKET

CP3030-520R 20,000 RPM



- FEATURES**
- Streamlined safety lever
 - Rear Exhaust
 - Gearless durable construction

CP3030-518R
Same features as CP3030-520R with 18,000 rpm

CP3030-325R 25,000 RPM



FEATURES

- Streamlined safety lever
- Rear Exhaust
- Gearless durable construction



CP3030-330R
Same features as CP3030-325R with 30,000 rpm

CP3030-325F/330F
Same features as CP3030-325R with 25,000, 30,000 rpm and Front exhaust.
NOT FOR CE MARKET

 See accessories on pages 87 to 92

 GENERAL MAINTENANCE  INDUSTRIAL MAINTENANCE & PRODUCTION  SUPER INDUSTRIAL

MODEL	PART NUMBER	FREE SPEED			POWER		COLLET CAPACITY		AIR CONS. @LOAD		NET WEIGHT		LENGTH		VIBRATION LEVEL ISO 28927 (m/s ²)		SOUND PRESS.	SOUND POWER	AIR INLET
		rpm	hp	W	in.	mm	cfm	l/s	lb	kg	in.	mm	a	k	ISO 15744 - dB(A)	in.			
CP3030-325F	615 160 4120	25,000	0.4	300	1/4	6.35	16.3	7.7	1.1	0.5	6.1	154	<2.5	-	85	96	1/4		
CP3030-325R	615 160 4090	25,000	0.4	300	1/4	6.35	17	8	1.1	0.5	6.1	154	<2.5	-	80	91	1/4		
CP3030-330F	615 160 4110	30,000	0.4	300	1/4	6.35	17.6	8.3	1.1	0.5	6.1	154	<2.5	-	84	95	1/4		
CP3030-330R	615 160 4100	30,000	0.4	300	1/4	6.35	19.1	9	1.1	0.5	6.1	154	<2.5	-	77	88	1/4		
CP3030-418R	615 160 4130	18,000	0.54	400	1/4	6.35	21.2	10	1.8	0.8	6.8	174	<2.5	-	75	86	1/4		
CP3030-420F	615 160 4170	20,000	0.54	400	1/4	6.35	21.4	10.1	1.8	0.8	6.8	174	<2.5	-	82	93	1/4		
CP3030-420R	615 160 4140	20,000	0.54	400	1/4	6.35	23.3	11	1.8	0.8	6.8	174	<2.5	-	76	87	1/4		
CP3030-424F	615 160 4180	24,000	0.54	400	1/4	6.35	23.1	10.9	1.8	0.8	6.8	174	<2.5	-	82	93	1/4		
CP3030-424R	615 160 4150	24,000	0.54	400	1/4	6.35	23.3	11	1.8	0.8	6.8	174	<2.5	-	78	89	1/4		
CP3030-518R	615 160 4190	18,000	0.7	500	1/4	6.35	27.6	13	1.9	0.9	6.8	174	<2.5	-	80	91	1/4		
CP3030-520R	615 160 4200	20,000	0.7	500	1/4	6.35	29.7	14	1.9	0.9	6.8	174	<2.5	-	80	91	1/4		

All models: Hose int. 3/8" (9.5 mm) - @90 PSI (@6.3 Bar)

Listed specifications are for reference only. Please check documents in each tool.

GRINDING

<0.5 hp (375 W) Die Grinders The CP3019 Series Benefits

HIGH PERFORMANCE IN A COMPACT PACKAGE

- Industrial angle die grinder
- Optimal productivity
- Highest durability in demanding applications up to 2000 hours maintenance intervals

CP3019-31ES 31,000 RPM

FEATURES

- Compact body
- Insulating composite over-housing
- Streamlined safety lever



CP3019-31ES

CP3019-20ES/25ES/40ES

Same features as CP3019-31ES with 20,000 - 25,000 - 40,000 rpm

CP3019-20ES/25ES/40ES CNOMO

Same features as CP3019-31ES with 20,000 - 25,000 - 40,000 rpm and 6 mm CNOMO collet



CP3019-31

CP3019-31 31,000 RPM



FEATURES

- Compact body
- Insulating composite over-housing
- Streamlined safety lever

CP3019-18/20/25/40

Same features as CP3019-31 with respectively 18,000 - 20,000 - 25,000 - 40,000 rpm

CP3019-20/25/31/40 CNOMO

Same features as CP3019-31 with 20,000 - 25,000 - 31,000 - 40,000 rpm and 6 mm CNOMO collet

CP3019-12AC 12,000 RPM



FEATURES

- Compact body
- Insulating composite over-housing
- Streamlined safety lever

CP3019-20AC

Same features as CP3019-12AC with 20,000 rpm

CP3019-12AC/20AC CNOMO

Same features as CP3019-12AC with 12,000 - 20,000 rpm and 6 mm CNOMO collet

MODEL	PART NUMBER	FREE SPEED		POWER		COLLET CAPACITY		AIR CONS. @LOAD		NET WEIGHT		LENGTH		VIBRATION LEVEL ISO 28927 (m/s ²)		SOUND PRESS. ISO 15744 - dB(A)	SOUND POWER	AIR INLET
		rpm		hp	W	in.	mm	cfm	l/s	lb	kg	in.	mm	a	k			
CP3019-12AC	615 160 4070	12,000		0.5	375	1/4	6.35	17	8	1.1	0.5	8.5	216	3.7	1.9	78	89	1/4
CP3019-20AC	615 160 4080	20,000		0.5	375	1/4	6.35	19.9	9.4	1.1	0.5	8.5	216	4.3	3.4	82	93	1/4
CP3019-18	615 160 0090	18,000		0.5	375	1/4	6.35	15.1	7.1	0.8	0.4	6.7	169	<2.5	-	76	87	1/4
CP3019-20	615 160 0100	20,000		0.5	375	1/4	6.35	19.1	9	0.8	0.4	6.7	169	4.1	1.5	75	86	1/4
CP3019-25	615 160 0110	25,000		0.5	375	1/4	6.35	19.1	9	0.8	0.4	6.6	169	2.6	1.5	78	89	1/4
CP3019-31	615 160 0120	31,000		0.5	375	1/4	6.35	21.2	10	0.8	0.4	6.6	169	3.3	2.0	79	90	1/4
CP3019-40	615 160 0130	40,000		0.5	375	1/4	6.35	22	10.4	0.8	0.4	6.6	169	<2.5	-	81	92	1/4
CP3019-20ES	615 160 2170	20,000		0.5	375	1/4	6.35	18	8.5	1.2	0.6	9.8	249	3.7	1.9	74	85	1/4
CP3019-25ES	615 160 2180	25,000		0.5	375	1/4	6.35	19.1	9	1.2	0.6	9.8	249	3.2	1.7	77	88	1/4
CP3019-31ES	615 160 2190	31,000		0.5	375	1/4	6.35	19.9	9.4	1.2	0.6	9.8	249	3.6	1.6	81	92	1/4
CP3019-40ES	615 160 2200	40,000		0.5	375	1/4	6.35	21.2	10	1.2	0.6	9.8	249	3	2.0	80	91	1/4
CP3019-20 CNOMO	615 160 0340	20,000		0.5	375	-	6	19.1	9	0.8	0.4	6.7	169	<2.5	-	74	85	1/4
CP3019-25 CNOMO	615 160 0350	25,000		0.5	375	-	6	19.1	9	0.8	0.4	6.7	169	<2.5	-	78	89	1/4
CP3019-31 CNOMO	615 160 0360	31,000		0.5	375	-	6	21.2	10	0.8	0.4	6.7	169	2.8	2.0	77	88	1/4
CP3019-40 CNOMO	615 160 0370	40,000		0.5	375	-	6	22	10.4	0.8	0.4	6.7	169	2.8	1.4	77	88	1/4
CP3019-20ES CNOMO	615 160 2210	20,000		0.5	375	-	6	18	8.5	1.2	0.6	9.8	249	2.9	0.9	75	86	1/4
CP3019-25ES CNOMO	615 160 2220	25,000		0.5	375	-	6	19.1	9	1.2	0.6	9.8	249	4.7	2.4	78	89	1/4
CP3019-31ES CNOMO	615 160 2230	31,000		0.5	375	-	6	19.9	9.4	1.2	0.6	9.8	249	<2.5	-	80	91	1/4
CP3019-40ES CNOMO	615 160 2240	40,000		0.5	375	-	6	21.2	10	1.2	0.6	9.8	249	<2.5	-	78	89	1/4
CP3019-12AC CNOMO	615 160 4230	12,000		0.5	375	-	6	17	8	1.1	0.5	8.5	216	3.7	1.9	78	89	1/4
CP3019-20AC CNOMO	615 160 4240	20,000		0.5	375	-	6	19.9	9.4	1.1	0.5	8.5	216	4.3	3.4	82	93	1/4

All models: Hose int. 3/8" (10mm) - @90 PSI (@6.3 Bar)

Listed specifications are for reference only. Please check documents in each tool.

1 hp (750 W) Die Grinders

CP9113G ★★

25,000 RPM



ROBUST STEEL CONSTRUCTION

FEATURES

- Robust machined steel housing
- Robust safety lever
- Front exhaust

BENEFITS

- Industrial die grinder
- High body durability
- Designed for rough use

CP3451-18SEC ★★

18,000 RPM



CP3451-18SERC

Same features as CP3451-18SEC with rotative valve
NOT FOR CE / NA MARKETS



INDUSTRIAL GRADE EXTENDED SHAFT DIE GRINDER

FEATURES

- Aluminum body
- Insulating composite cover
- Rear exhaust

BENEFITS

- Industrial straight die grinder
- Light body
- Industrial grade durability up to 1000 hours



CP3451-18SE

CP9113GES ★★

25,000 RPM

ROBUST STEEL CONSTRUCTION



FEATURES

- Robust machined steel housing
- Robust safety lever
- Side exhaust

BENEFITS

- Industrial extended shaft die grinder
- High body durability
- Designed for rough use



CP9113GES



See accessories on pages 87 to 92

★ GENERAL MAINTENANCE ★★ INDUSTRIAL MAINTENANCE & PRODUCTION ★★★ SUPER INDUSTRIAL

MODEL	PART NUMBER	FREE SPEED	POWER		COLLET CAPACITY		AIR CONS. @LOAD		NET WEIGHT		LENGTH		VIBRATION LEVEL ISO 28927 (m/s ²)		SOUND PRESS.	SOUND POWER	AIR INLET
		rpm	hp	W	in.	mm	cfm	l/s	lb	kg	in.	mm	a	k	ISO 15744 - dB(A)		in.
CP3451-18SEC	615 160 2010	18,000	1	750	1/4	6.35	36.9	17.4	3.1	1.4	13	330	2.7	1.8	84	95	3/8
CP3451-18SERC	615 160 2040	18,000	1	750	1/4	6.35	36.9	17.4	3.1	1.4	13	330	2.7	1.8	84	95	3/8
CP9113G	615 160 0010	25,000	1	750	1/4	6.35	31.8	15	2.5	1.2	6.7	170	3.6	1.8	93	104	3/8
CP9113GES	615 160 2070	25,000	1	750	1/4	6.35	31.8	15	3.5	1.6	12.6	320	2.7	1.1	83	94	3/8

All models: Hose int. 1/2" (13mm) - @90 PSI (@6.3 Bar)

Listed specifications are for reference only. Please check documents in each tool.

GRINDING

CP3650-120ACC

12,000 RPM



SUPERIOR PERFORMANCE & ERGONOMICS

FEATURES

- 2.3 hp (1,700 W) high performance governed motor
- Superior durability bevel gear
- Streamlined safety lever

BENEFITS

- Highest durability in demanding applications up to 2000 hours
- Superior torque for maximal productivity
- Superior ergonomics



CP3650-120ACC

0.8 & 2.3 hp (600 & 1,700 W) Die Grinders

CP3109-24



24,000 RPM



CP3109-19

CP3109-28

Same features as CP3109-24 with 19,000 - 28,000 rpm



CP3109-19ES 24ES/28ES

Same features as CP3109-24 with 19,000 - 24,000 - 28,000 rpm and extended shaft

HIGH PERFORMANCE

FEATURES

- Steel housing
- Insulating composite over-housing
- Streamlined safety lever

BENEFITS

- Industrial die grinder
- High productivity
- Highest durability in demanding applications with up to 2000 hrs between maintenance intervals

CP3109-13AC



13,000 RPM



HIGH PERFORMANCE

FEATURES

- Insulating composite over-housing
- Streamlined safety lever
- Highly durable bevel gear

BENEFITS

- Industrial die grinder
- Optimal productivity
- Highest durability in demanding applications with up to 2,000 hours between maintenance intervals



See accessories on pages 87 to 92



MODEL	PART NUMBER	FREE SPEED		POWER		COLLET CAPACITY		AIR CONS. @LOAD		NET WEIGHT		LENGTH		VIBRATION LEVEL ISO 28927 (m/s ²)		SOUND PRESS.	SOUND POWER	AIR INLET
		rpm		hp	W	in.	mm	cfm	l/s	lb	kg	in.	mm	a	k	ISO 15744 - dB(A)		in.
CP3109-13AC	615 160 4060	13,000		0.8	600	1/4	6.35	31.8	15	2.4	1.1	8.6	216	3.7	1.4	85	96	3/8
CP3109-19	615 160 0020	19,000		0.8	600	1/4	6.35	31.8	15	2	0.9	8.8	222	3.0	1.7	76	87	3/8
CP3109-24	615 160 0030	24,000		0.8	600	1/4	6.35	31.8	15	2	0.9	8.8	222	<2.5	-	81	92	3/8
CP3109-28	615 160 0040	28,000		0.8	600	1/4	6.35	31.8	15	2	0.9	8.8	222	<2.5	-	85	96	3/8
CP3109-19ES	615 160 2080	19,000		0.8	600	1/4	6.35	31.8	15	2.9	1.3	14.5	363	<2.5	-	76	87	3/8
CP3109-24ES	615 160 2090	24,000		0.8	600	1/4	6.35	31.8	15	2.9	1.3	14.2	361	<2.5	-	81	92	3/8
CP3109-28ES	615 160 2100	28,000		0.8	600	1/4	6.35	31.8	15	2.9	1.3	14.2	361	<2.5	-	85	96	3/8
CP3650-120ACC	615 160 7230	12,000		2.3	1,700	1/4	6.35	68	32	3.1	1.4	9.4	238	7.5	2.5	82	93	3/8

All models: Hose int. 1/2" (13mm) - @90 PSI (@6.3 Bar)

Listed specifications are for reference only. Please check documents in each tool.

1.2 hp (900 W) Die Grinders

The CP3119 Series Benefits

HIGH PERFORMANCE

- Industrial
- High productivity
- Highest durability in demanding applications up to 2000 hours maintenance intervals

CP3119-22

22,000 RPM



FEATURES

- Steel housing
- Insulating composite over-housing
- Streamlined safety lever

CP3119-12/15/18

Same features as CP3119-22 with 12,000 - 15,000 - 18,000 rpm

CP3119-12/15/18/22 CNOMO

Same features as CP3119-22 with 12,000 - 15,000 - 18,000 - 22,000 rpm and 6 mm CNOMO collet



CP3119-22ES



See accessories on pages 87 to 92

CP3119-22ES

22,000 RPM

FEATURES

- Steel housing
- Insulating composite over-housing
- Extended body with rubber grip



CP3119-22ES

CP3119-12ES/15ES 18ES/22ES

Same features as CP3119-22ES with 12,000 - 15,000 - 18,000 - 22,000 rpm

CP3119-12ES/15ES/18ES/22ES CNOMO

Same features as CP3119-22ES with 12,000 - 15,000 - 18,000 - 22,000 rpm and 6 mm CNOMO collet



 GENERAL MAINTENANCE  INDUSTRIAL MAINTENANCE & PRODUCTION  SUPER INDUSTRIAL

MODEL	PART NUMBER	FREE SPEED		POWER		COLLET CAPACITY		AIR CONS. @LOAD		NET WEIGHT		LENGTH		VIBRATION LEVEL ISO 28927 (m/s ²)		SOUND PRESS. ISO 15744 - dB(A)	SOUND POWER	AIR INLET
		rpm		hp	W	in.	mm	cfm	l/s	lb	kg	in.	mm	a	k			
CP3119-12	615 160 0050	12,000		1.2	900	1/4	6.35	33.9	16	2.2	1	8.8	222	<2.5	-	76	87	3/8
CP3119-12ES	615 160 2110	12,000		1.2	900	1/4	6.35	33.9	16	3.1	1.4	14.2	361	<2.5	-	76	87	3/8
CP3119-15	615 160 0060	15,000		1.2	900	1/4	6.35	36	17	1.2	1	8.8	222	3.8	2.2	81	92	3/8
CP3119-15ES	615 160 2120	15,000		1.2	900	1/4	6.35	36	17	3.1	1.4	14.2	361	<2.5	-	81	92	3/8
CP3119-18	615 160 0070	18,000		1.2	900	1/4	6.35	38.2	18	2.2	1	8.8	222	2.9	1.8	80	91	3/8
CP3119-18ES	615 160 2130	18,000		1.2	900	1/4	6.35	38.2	18	3.1	1.4	14.2	361	<2.5	-	80	91	3/8
CP3119-22	615 160 0080	22,000		1.2	900	1/4	6.35	38.2	18	2.2	1	8.8	222	<2.5	-	81	92	3/8
CP3119-22ES	615 160 2140	22,000		1.2	900	1/4	6.35	38.2	18	3.1	1.4	14.2	361	2.6	0.8	81	92	3/8
CP3119-12 CNOMO	615 160 0380	12,000		1.2	900	-	6	33.9	16	2.2	1	8.7	222	<2.5	-	75	86	3/8
CP3119-12ES CNOMO	615 160 2250	12,000		1.2	900	-	6	33.9	16	3.1	1.4	14.3	363	2.7	-	76	87	3/8
CP3119-15 CNOMO	615 160 0390	15,000		1.2	900	-	6	36	17	2.2	1	8.7	222	<2.5	-	80	91	3/8
CP3119-15ES CNOMO	615 160 2260	15,000		1.2	900	-	6	36	17	3.1	1.4	14.3	363	<2.5	-	81	92	3/8
CP3119-18 CNOMO	615 160 0400	18,000		1.2	900	-	6	38.2	18	2.2	1	8.7	222	<2.5	-	81	92	3/8
CP3119-18ES CNOMO	615 160 2270	18,000		1.2	900	-	6	38.2	18	3.1	1.4	14.3	363	<2.5	-	80	91	3/8
CP3119-22 CNOMO	615 160 0410	22,000		1.2	900	-	6	38.2	18	2.2	1	8.7	222	<2.5	-	81	92	3/8
CP3119-22ES CNOMO	615 160 2280	22,000		1.2	900	-	6	38.2	18	3.1	1.4	14.3	363	<2.5	-	81	92	3/8

All models: Hose int. 1/2" (13mm) - @90 PSI (@6.3 Bar)

Listed specifications are for reference only. Please check documents in each tool.

GRINDING

CP3119-12EXL

12,000 RPM



HIGH PERFORMANCE

FEATURES

- 33.6" (853 mm) extended body with one piece steel structure
- Steel construction
- Insulating composite over-housing

BENEFITS

- Industrial extended shaft long die grinder
- High productivity
- Highest durability in demanding applications with up to 2000 hrs between maintenance intervals



CP3119-12EXL

1.2 hp (900 W) Long Reach Die Grinders

CP3119-12EL



12,000 RPM



HIGH PERFORMANCE

FEATURES

- 23.7" (603 mm) extended body with one piece steel structure
- Steel housing
- Insulating composite over-housing

BENEFITS

- Industrial extended shaft long die grinder
- High productivity
- Highest durability in demanding applications with up to 2000 hrs between maintenance intervals



CP3119-12EL



See accessories on pages 87 to 92

★ GENERAL MAINTENANCE ★★ INDUSTRIAL MAINTENANCE & PRODUCTION ★★★ SUPER INDUSTRIAL

MODEL	PART NUMBER	FREE SPEED		POWER		COLLET CAPACITY		AIR CONS. @LOAD		NET WEIGHT		LENGTH		VIBRATION LEVEL ISO 28927 (m/s ²)		SOUND PRESS.	SOUND POWER	AIR INLET
		rpm		hp	W	in.	mm	cfm	l/s	lb	kg	in.	mm	a	k	ISO 15744 - dB(A)		in.
CP3119-12EL	615 160 2150	12,000		1.2	900	1/4	6.35	33.9	16	4.6	2.1	23.7	603	3	1.3	74	85	3/8
CP3119-12EXL	615 160 2160	12,000		1.2	900	1/4	6.35	33.9	16	5.9	2.7	33.6	853	3.1	1.4	74	85	3/8

All models: Hose int. 3/8" (10mm) - @90 PSI (@6.3 Bar)

Listed specifications are for reference only. Please check documents in each tool.

< 1.2 hp (900 W) Straight Wheel Grinders

CP3119-18ES3

18,000 RPM



CP3119-12ES3

Same features as CP3119-18SE3 with 12,000 rpm and 3" wheel capacity

CP3119-12ES4

Same features as CP3119-18ES3 with 12,000 rpm and 4" wheel

CP3119-15ES2/3

Same features as CP3119-18SE3 with 15,000 rpm and 2" & 3" wheel capacity

CP3119-123X

Same features as CP3119-12ES3 with short shaft



HIGH PERFORMANCE

FEATURES

- Steel housing
- Insulating composite over-housing
- Extended body with rubber grip

BENEFITS

- Industrial straight wheel grinder
- High productivity
- Highest durability in demanding applications with up to 2,000 hours between maintenance intervals

CP3451-18SE3

18,000 RPM



INDUSTRIAL GRADE STRAIGHT WHEEL GRINDER

FEATURES

- Aluminum body
- Insulating composite cover
- Rear exhaust

BENEFITS

- Industrial straight wheel grinder
- Light body
- Industrial grade durability with up to 1,000 hours between maintenance intervals



CP3451-18SE3

CP3451-16SE25

Same features as CP3451-18SE3 with 16,000 rpm & 2.5" wheel capacity

CP3451-16SER25

Same features as CP3451-18SE3 with 16,000 rpm, 2.5" wheel capacity and rotative valve
NOT FOR CE / NA MARKET

CP3451-18SER3

Same features as CP3451-18SE3 with rotative valve
NOT FOR CE / NA MARKET



CP3119-15ES3



See accessories on pages 87 to 92

 GENERAL MAINTENANCE  INDUSTRIAL MAINTENANCE & PRODUCTION  SUPER INDUSTRIAL

MODEL	PART NUMBER	FREE SPEED		POWER		MAX WHEEL CAPACITY		SPINDLE THREAD	AIR CONS. @LOAD		NET WEIGHT		LENGTH		VIBRATION LEVEL ISO 28927 (m/s ²)		SOUND PRESS. ISO 15744 - dB(A)	SOUND POWER	AIR INLET
		rpm	hp	W	in.	mm	in.		cfm	l/s	lb	kg	in.	mm	a	k			
CP3119-123X	615 160 6070	12,000	1.2	900	3x25/32x1/2	80x20x12.7	1/2-13	33.9	16	3.7	1.7	9.3	236	<2.5	-	70	81	3/8	
CP3119-12ES3X	615 160 6030	12,000	1.2	900	3x1/2x3/8	80x13x9.52	3/8-24	33.9	16	3.7	1.7	13.3	338	NA	-	77	88	3/8	
CP3119-12ES4	615 160 6020	12,000	1.2	900	4x1/2x3/8	100x13x9.52	3/8-24	33.9	16	4	1.8	13.3	338	2.5	-	78	89	3/8	
CP3119-15ES2	615 160 6040	15,000	1.2	900	2.5x1/2x3/8	63x13x9.52	3/8-24	33.9	16	3.5	1.6	13.3	338	<2.5	-	77	88	3/8	
CP3119-15ES3	615 160 6050	15,000	1.2	900	3x1/2x3/8	80x13x9.52	3/8-24	33.9	16	3.7	1.7	13.3	338	2.7	1.1	78	89	3/8	
CP3119-18ES3	615 160 6060	18,000	1.2	900	3x1/2x3/8	80x13x9.52	3/8-24	33.9	16	3.7	1.7	13.3	338	5.3	3.1	77	88	3/8	
CP3451-16SE25	615 160 2020	16,000	0.8	600	2.5x1/2x3/8	63x13x9.52	3/8-24	27.8	13.1	3.3	1.5	13.8	346	10	5.0	82	93	3/8	
CP3451-16SER25	615 160 2050	16,000	0.8	600	2.5x1/2x3/8	63x13x9.52	3/8-24	27.8	13.1	3.3	1.5	13.8	346	14.1	4.7	82	93	3/8	
CP3451-18SE3	615 160 2030	18,000	1	750	3x1/2x3/8	80x13x9.52	3/8-24	36.9	17.4	3.5	1.6	14	351	3.1	1.3	84	95	3/8	
CP3451-18SER3	615 160 2060	18,000	1	750	3x1/2x3/8	80x13x9.52	3/8-24	36.9	17.4	3.5	1.6	14	351	3.1	1.3	84	95	3/8	

All models: Hose int. 1/2" (13mm) - @90 PSI (@6.3 Bar)

Listed specifications are for reference only. Please check documents in each tool.

GRINDING

3.2 & 3.6 HP (2,400 & 2,700 W) Straight Wheel Grinders

The CP3249 Series Benefits

PERFORMANCE IN HEAVY APPLICATIONS

- Industrial straight wheel grinder
- High productivity
- Highest durability in demanding applications with up to 2000 hrs between maintenance intervals

CP3249-GABSYG

6,000 RPM



FEATURES

- Grooved handles for improved operator grip
- Double action safety lever
- Overspeed prevention device included



CP3249-GABSYG

CP3249-GABSYGE

Same features as CP3249-GABSYG
CE CERTIFICATION /
NOT FOR ANSI MARKET

CP3249-GABSUD



4,500 RPM




CP3249-GABSUDE

Same features as
CP3249-GABSUD
CE CERTIFICATION /
NOT FOR ANSI MARKET

FEATURES

- Grooved handles for improved operator grip
- Double action safety lever
- Overspeed prevention device included



See accessories on pages 87 to 92



MODEL	PART NUMBER	FREE SPEED		POWER		MAX WHEEL CAPACITY		SPINDLE THREAD	AIR CONS. @LOAD		NET WEIGHT		LENGTH		VIBRATION LEVEL ISO 28927 (m/s ²)		SOUND PRESS. ISO 15744 - dB(A)	SOUND POWER	AIR INLET
		rpm		hp	W	in.	mm		in.	cfm	l/s	lb	kg	in.	mm	a			
CP3249-GABSUD	615 160 6140	4,500		3.2	2,400	8x1x5/8	200x25x15.9	5/8-11	17	8	13.9	6.3	21.8	554	NA	-	82	93	1/2
CP3249-GABSUDE	615 160 6190	4,500		3.2	2,400	8x1x5/8	200x25x15.9	5/8-11	70	33	13.9	6.3	19.4	492	NA	-	82	93	1/2
CP3249-GABSYG	615 160 6130	6,000		3.6	2,700	6x1x5/8	150x25x15.9	5/8-11	27	13	12.3	5.6	21.8	554	NA	-	82	93	1/2
CP3249-GABSYGE	615 160 6180	6,000		3.6	2,700	6x1x5/8	150x25x15.9	5/8-11	86	41	12.3	5.6	19.4	492	NA	-	82	93	1/2


























All models: Hose int. 5/8" (16mm) - @90 PSI (@6.3 Bar)


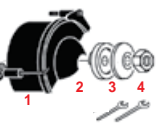
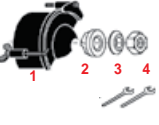
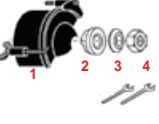
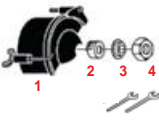


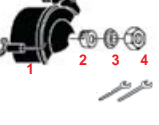
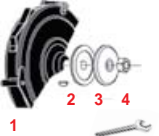
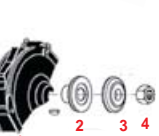

Listed specifications are for reference only. Please check documents in each tool.

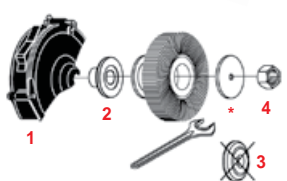


Accessories Die Grinders

ACCESSORIES INCLUDED

MODEL	DESCRIPTION	PART NO.
 CP3000-600CR	Collet \varnothing 1/8" Wrench	205 054 8553 205 054 8083
 CP3000-600CR	Collet \varnothing 3mm Wrench	205 054 8563 205 054 8083
 CP3000-3..R/F	Serie 300 collet \varnothing 1/4" (5.55 to 6.35mm) Flat wrench (2)	615 526 0590 205 054 8063
 CP3000-5..R/F  CP3000-4..R/F  CP3030-4..R/F  CP3030-5..R/F	Serie 200 collet, \varnothing 1/4" (5.55 to 6.35mm) Flat wrench	615 526 0630 205 054 8193
 CP3019-..ES  CP3019-..AC  CP3119-..	Serie 300 collet \varnothing 1/4" (5.55 to 6.35mm) Exhaust hose L= 31" (0.8m) Flat wrench, 7/16" (11mm) Flat wrench, 11/16" (17mm)	615 526 0590 615 875 1060 615 801 0030 615 501 0320
 CP3030-3..R/F	Serie 300 collet, \varnothing 1/4" (5.55 to 6.35mm) Flat wrench (2)	615 526 0590 205 054 8063
 CP9113..	Serie 200 collet, \varnothing 1/4" (5.55 to 6.35mm) Flat wrench Flat wrench	615 526 0630 205 054 4513 205 054 4523
 CP3451	Serie 200 collet \varnothing 1/4" (5.55 to 6.35mm) Exhaust hose (only with CP3451-18SERC) Cone wheel adaptor Stem Wrench (2)	615 526 0630 615 432 0110 615 542 1330 615 801 0810 205 049 6453
 CP3109-13AC	Serie 300 collet, \varnothing 1/4" (5.55 to 6.35mm) Exhaust hose 60" (1.5m) Flat wrench, 7/16" (11mm) Flat wrench, 11/16" (17mm)	615 526 0590 615 875 1130 615 801 0030 615 801 0320
 CP3109-..  CP3109-..ES  CP3119-..  CP3119-..ES	Serie 200 collet, \varnothing 1/4" (5.55 to 6.35mm) Exhaust hose 60" (1.5m) Flat wrench, 14mm Flat wrench, 3/4" (19mm)	615 526 0630 615 875 1130 615 801 0050 615 801 0760
 CP3019-..CNOMO  CP3019-..ES  CNOMO	CNOMO collet \varnothing 6mm Exhaust hose L = 0.8m (31") Flat wrench, 25/64" (10mm) Flat wrench, 7/16" (11mm)	615 526 0460 615 875 1060 615 801 0020 615 801 0030
 CP3119-..  CNOMO  CP3119-..ES  CNOMO	Collet-holder extension L = 28mm (1.1") CNOMO collet \varnothing 6mm Exhaust hose L = 1.5m (60") Flat wrench, 14mm (Qty 2)	615 523 0180 615 526 0490 615 875 1130 615 801 0050

MODEL	ITEM	DESCRIPTION	PART NO.	
 CP3119-...	.	Exhaust hose L= 31" (0.8m)	615 875 1130	
	CP3119-12ES4	1 4" (100mm) Disc Guard	615 504 1520	
	2	Rear flange 3/8"	615 503 1310	
	3	Front flange 3/8"	615 502 0630	
	4	Locknut	615 608 0440	
	.	Flat wrench, 9/16" (14.3mm)	615 801 0740	
.	.	Flat wrench, 3/4" (19mm)	615 801 0760	
	CP3119-18ES3	1 3" (80mm) Disc Guard	615 504 1510	
	CP3119-15ES3	2 Rear flange 3/8"	615 503 1250	
	CP3119-12ES3	3 Front flange 3/8"	615 502 0130	
	CP3119-12ES3X	4 Locknut	615 608 0440	
	.	Flat wrench, 9/16" (14.3mm)	615 801 0740	
.	Flat wrench, 3/4" (19mm)	615 801 0760		
	CP3119-123X	1 3" (80mm) Disc Guard	615 504 1510	
	2	Rear flange 1/2"	615 503 1270	
	3	Front flange 1/2"	615 502 0440	
	4	Locknut	615 608 0450	
	.	Flat wrench, 3/4" (19mm)	615 801 0760	
	CP3119-15ES2	1 2-1/2" (63mm) Disc Guard	615 504 1500	
	2	Rear flange 3/8"	615 503 1260	
	3	Front flange 3/8"	615 502 0430	
	4	Locknut	615 608 0440	
	.	Flat wrench, 11/16" (17mm)	615 801 0320	
.	Flat wrench, 9/16" (14.3mm)	615 801 0740		
 CP3451-..	.	Exhaust hose	615 432 0110	
	CP3451-18SE3	1 3" (80mm) Disc Guard	615 504 1910	
	CP3451-18SER3	2 Rear flange	615 503 1620	
	3	Front flange	615 502 0790	
	4	Locknut	615 605 0950	
	.	Flat wrench (2)	205 049 6453	
	CP3451-16SE25	1 2-1/2" (63mm) Disc Guard	615 504 1890	
	CP3451-16SER25	2 Rear flange	615 503 1610	
	3	Front flange	615 502 0800	
	4	Locknut	615 605 0950	
	.	Flat wrench (2)	205 049 6453	
	CP3249	1 8" (200mm) Disc Guard	615 504 0780	
	-GABSUDE	2 Rear flange	615 503 0040	
	CP3249	3 Front flange	615 502 0070	
	-GABSUD	4 Locknut	615 608 0060	
	.	Woodruff key	615 630 0190	
.	Flat wrench 1-1/16" (27 mm)	615 801 0770		
	CP3249	1 6" (150mm) Disc Guard	615 504 0790	
	-GABSUGE	2 Rear flange	615 503 0280	
	CP3249	3 Front flange	615 502 0270	
	-GABSUG	4 Locknut	615 608 0060	
	.	Woodruff key	615 630 0190	
.	Flat wrench	615 801 0770		
	CP3249	1 6" (150mm) Disc Guard	615 504 0790	
	-GABSUGE	2 Rear flange	615 503 0280	
	CP3249	3 Front flange	615 502 0270	
	-GABSUG	4 Locknut	615 608 0060	
	FLAP WHEEL	.	Woodruff key	615 630 0190
	.	Flat wrench 1-1/16" (27 mm)	615 801 0770	
.	*	Flange supplied with flap wheel. To be drilled to fit the diameter of the output shaft of the tool		



GRINDING

Accessories Die Grinders

OPTIONAL ACCESSORIES

MODEL	DESCRIPTION	PART NO.
3119-...CNOMO	Collet-holder extension L = 28mm (1.1")	615 523 0180
3119-...ES	CNOMO collet \varnothing 3mm	615 526 0480
CNOMO	CNOMO collet \varnothing 6.35mm (1/4")	615 526 0500
	CNOMO collet \varnothing 8mm	615 526 0510
	Complete silencer kit	615 396 1660
	Reinforced cloth-lined exhaust hose L = 0.75m (30")	615 875 1160
	Clippable silencer	615 396 6550



MODEL	DESCRIPTION	PART NO.
3019-...CNOMO	CNOMO collet \varnothing 2.5mm	615 526 0890
3019-...ES	CNOMO collet \varnothing 3mm	615 526 0440
CNOMO	CNOMO collet \varnothing 3.2mm (1/8")	615 526 0450
	CNOMO collet \varnothing 4mm (5/32")	615 526 0900
	CNOMO collet \varnothing 5mm	615 526 0920
	CNOMO collet \varnothing 6.4mm (1/4")	615 526 0470
	Complete silencer kit	615 396 1010
	Silencer	615 574 0280
	Clippable silencer	615 396 1240
	Grease gun (capacity 24g - 0.8 oz.)	615 990 1490
	Grease for bevel gear (1kg - 2.2lb)	615 990 1480



COLLET

SERIES 200 COLLET

MODEL	CAPACITY	PART NO.
CP3000-3..R/F	Collet, \varnothing 1/8" (2.4 to 3.2mm)	615 526 0610
CP3000-5..R/F	Collet, \varnothing 3.2 to 4mm	615 526 1510
CP3000-4..R/F	Collet, \varnothing 3.7 to 4.5mm	615 526 1520
CP3019-...(ES)	Collet, \varnothing 4.2 to 5mm	615 526 1530
CP3030-4..R/F	Collet, \varnothing 5.2 to 6mm	615 526 0620
CP3030-5..R/F	Collet, \varnothing 1/4" (5.55 to 6.35mm)	615 526 0630
CP3109-..	Collet, \varnothing 7.2 to 8mm	615 526 0640
CP3119-..	Collet, \varnothing 3/8" (8.7 to 9.5mm)	615 526 0650
CP9113G/ES		
CP3451-..		
CP3650-120ACC		

SERIES 300 COLLET

MODEL	CAPACITY	PART NO.
CP3019-..	Collet, \varnothing 3/64" (0.4 to 1.2mm)	615 526 0520
CP3109-13AC	Collet, \varnothing 5/64" (1.2 to 2mm)	615 526 0530
CP3030-3..R/F	Collet, \varnothing 3/32" (1.7 to 2.5mm)	615 526 0540
	Collet, \varnothing 1/8" (2.4 to 3.2mm)	615 526 0550
	Collet, \varnothing 5/32" (3.16 to 3.96mm)	615 526 0560
	Collet, \varnothing 3/16" (3.95 to 4.75mm)	615 526 0570
	Collet, \varnothing 7/32" (4.75 to 5.55mm)	615 526 0580
	Collet, \varnothing 1/4" (5.55 to 6.35mm)	615 256 0590



MODEL	CAPACITY	PART NO.
CP875, CP876, CP9105Q-B, CP9106Q-B, CP9108Q-B, CP9110Q-B, CP9111Q-B, CP9112Q-B,	3 mm	205 048 4292
CP9105Q-B, CP9106Q-B, CP9108Q-B,	1/4"	205 048 4293
CP9110Q-B, CP9111Q-B, CP9112Q-B,	6 mm	C139289
CP9105Q-B, CP9106Q-B, CP9108Q-B,	1/8"	205 051 6623
CP9110Q-B, CP9111Q-B, CP9112Q-B, CP875, CP876	1/4"	C138727



Accessories Die Grinders

SILENCERS

MODEL	DESCRIPTION	PART NO.
CP3019-...(ES)	Kit silencer	615 396 1010
CP3000-3...R	Clippable silencer	615 396 1240
CP3000-...R		
CP3019-...R		
CP3030-...R		

MODEL	ITEM	DESCRIPTION	PART NO.
CP3109-..	1	Kit silencer	615 396 1660
CP3119-..	2	Clippable silencer	615 396 6550
CP3109-13AC			
CP3650-120ACC			

CP3451	3	Kit silencer	615 574 0760
	4	Exhaust hose	615 432 0110
	5	Exhaust hose adaptor*	615 730 1870

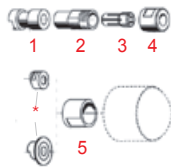
* Needed to fit 3 and 4 on safety lever versions



MODEL	DESCRIPTION	PART NO.
CP3249-...	Kit silencer	615 399 4600



OTHER ACCESSORIES



MODEL	ITEM	DESCRIPTION	PART NO.
CP3119-..	1	Spacer for collet-holder	615 666 1490
	2	Series 200 collet holder	615 523 0230
	3	Series 200 collet	see page 89
	4	Series 200 collet nut	615 607 1440
	5	Spacer for threaded cone wheel	615 503 5160
	*	3/8"	


Rear flange supplied with tool 615 503 1260 or 615 503 1250

HOSE

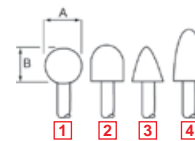
MODEL	DESCRIPTION	PART NO.
CP3000-600CR	Hose kit (incl. Inlet hose & exhaust hose)	205 054 8473

ADAPTER

DESCRIPTION	PART NO.
Collet adapter allows use of 1/8" shank burrs (For any 1/4" Collet die grinder)	C123029

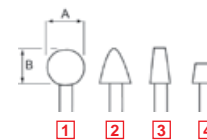


MOUNTED POINTS 6 MM Ø SHANK - RED



N°	MAX SPEED*	A		B		PART NO.
	rpm	in.	mm	in.	mm	
1	59,000	0.62	16	0.62	16	435983
2	50,000	0.79	20	0.62	16	435993
3	45,000	0.79	20	1.10	28	436003
4	48,000	0.79	20	1.26	32	436013

MOUNTED POINTS 3 MM Ø SHANK - RED



N°	MAX SPEED*	A		B		PART NO.
	rpm	in.	mm	in.	mm	
1	104,000	0.19	5	0.19	5	38582
2	104,000	0.19	5	0.31	8	38522
3	105,000	0.16	4	0.16	4	38562
4	81,000	0.25	6	0.25	6	38542

GRINDING

Accessories Die Grinders

CP CARBIDE BURR

SPEED GUIDE

Recommended Operating Speeds

All rpm ratings in the table below are listed as thousands.

BURR HEAD DIAMETER	MAX. OPERATING SPEED	ALUMINUM, PLASTIC		BRASS, COPPER, CAST IRON, BRONZE		UNHARDENED STEEL		HARDENED STEEL, STAINLESS STEEL, NIMONIC ALLOYS	
		Speed Range	Recomm. Start Point	Speed Range	Recomm. Start Point	Speed Range	Recomm. Start Point	Speed Range	Recomm. Start Point
3 mm (1/8")	100	60 - 80	65	45 - 80	65	60 - 80	80	60 - 80	80
6 mm (1/4")	65	15 - 60	40	22 - 60	45	45 - 60	50	30 - 45	40
10 mm (3/8")	55	10 - 50	25	15 - 40	30	30 - 40	30	19 - 30	25
12 mm (1/2")	35	7 - 30	20	11 - 30	25	22 - 30	25	15 - 22	20
16 mm (5/8")	25	6 - 20	15	9 - 20	20	18 - 20	20	12 - 18	15
20 mm (3/4")	20	5 - 17	10	8 - 17	12	15 - 17	15	10 - 15	10
25 mm (1")	15	4 - 13	8	6 - 13	10	10 - 13	10	7 - 11	8

Recommended speeds are based on standard shank length of 45 mm / (1-3/4") max overhang of 10 mm (3/8")

Maximum recommended operating speeds for extended length shanks is 15,000 rpm

Chicago Pneumatic offers a wide range of products that will cover virtually every application on industry.

CP OFFERS THREE DIFFERENT TYPES OF CUT



DOUBLE CUT

The most common on the market, to be used on hard metal applications



POWER CUT

When high performance and durability is a must, to be used on hard metal application



ALUMINUM CUT

To be used on all soft metals

CARBIDE BURR DISPLAY



IMPERIAL

Part No. 894 017 2244

- 40 pieces display CP branded
- Plastic door with a key lock
- All double cut burrs
- All 1/4" Ø shank
- 2 x (5 shapes and 4 head sizes)
- Shapes B, C, F, G, L
- Head sizes 1/4", 5/16", 3/8", 1/2"

METRIC

Part No. 894 017 1789

- 40 pieces display CP branded
- Plastic door with a key lock
- All double cut burrs
- All 6 mm shank
- 2 x (5 shapes and 4 head sizes)
- Shapes B, C, F, G, L
- Head sizes 6, 8, 10, 12 mm

CARBIDE BURR KITS

DOUBLE CUT

1/8" Ø SHANK
Part No. 894 017 2240

- Kit includes:
- 10 pieces
 - 1/8" head for imperial, shapes A, B, C, D, E, F, G, L, M, N



DOUBLE CUT

1/4" Ø SHANK
Part No. 894 017 2242

- Kit includes:
- 5 pieces
 - 3/8" head, shapes B, C.
 - 1/2" head, shapes C, F, L



POWER CUT

1/4" Ø SHANK
Part No. 894 017 2241

- Kit includes:
- 5 pieces
 - 1/2" head for imperial, shapes B, C, F, G, L



ALUMINUM CUT

1/4" Ø SHANK
Part No. 894 017 2243

- Kit includes:
- 5 pieces
 - 3/8" head, shapes B, C.
 - 1/2" head, shapes C, F, L



3MM Ø SHANK
Part No. 894 017 1785

- Kit includes:
- 10 pieces
 - 3mm head for metric, shapes A, B, C, D, E, F, G, L, M, N

6MM Ø SHANK
Part No. 894 017 1787

- Kit includes:
- 5 pieces
 - 10mm head, shapes B, C.
 - 12mm head, shapes C, F, L

6MM Ø SHANK
Part No. 894 017 1786

- Kit includes:
- 5 pieces
 - 12mm head for metric, shapes B, C, F, G, L












6MM Ø SHANK
Part No. 894 017 1788

- Kit includes:
- 5 pieces
 - 10mm head, shapes B, C.
 - 12mm head, shapes C, F, L












Accessories Die Grinders

CP CARBIDE BURR

SINGLE PIECE - IMPERIAL 

SHAPE	HEAD SHAPE	DOUBLE CUT						POWER CUT		ALUMINUM CUT	
		SHANK 1/8"	SHANK 1/4"				SHANK 1/4"		SHANK 1/4"		
		BURR Ø 1/8"	BURR Ø 1/4"	BURR Ø 5/16"	BURR Ø 3/8"	BURR Ø 1/2"	BURR Ø 5/8"	BURR Ø 1/2"	BURR Ø 5/8"	BURR Ø 3/8"	BURR Ø 1/2"
 A	Cylinder w/o endcut	894 017 2174	894 017 2204	894 017 2211	894 017 2192		894 017 2223		894 017 2228		
 B	Cylinder with endcut	894 017 2175	894 017 2205	894 017 2212	894 017 2184	894 017 2193	894 017 2217		894 017 2224	894 017 2248	894 017 2234
 C	Ball nosed cylinder	894 017 2176	894 017 2206	894 017 2213	894 017 2185	894 017 2194	894 017 2201	894 017 2218	894 017 2225	894 017 2229	894 017 2235
 D	Ball	894 017 2177	894 017 2207	894 017 2214	894 017 2186	894 017 2195			894 017 2230		894 017 2236
 E	Oval	894 017 2178		894 017 2215	894 017 2187						
 F	Ball nosed tree	894 017 2179	894 017 2208	894 017 2245	894 017 2188	894 017 2196	894 017 2202	894 017 2219	894 017 2226	894 017 2231	894 017 2237
 G	Pointed Tree	894 017 2180	894 017 2209	894 017 2216	894 017 2189	894 017 2197	894 017 2220		894 017 2249		894 017 2238
 H	Flame					894 017 2198		894 017 2221			
 L	Ball nose cone	894 017 2181	894 017 2246	894 017 2247	894 017 2190	894 017 2199	894 017 2203	894 017 2222	894 017 2227	894 017 2232	894 017 2239
 M	Cone	894 017 2182	894 017 2210		894 017 2191		894 017 2200				
 N	Inverted Cone	894 017 2183									

SINGLE PIECE - METRIC

SHAPE	HEAD SHAPE	SHANK 3 mm	DOUBLE CUT					POWER CUT		ALUMINUM CUT	
		BURR 3 mm	SHANK 6 mm				SHANK 6 mm		SHANK 6 mm		
			BURR 6 mm	BURR 8 mm	BURR 10 mm	BURR 12 mm	BURR 15 mm	BURR 12 mm	BURR 15 mm	BURR 10 mm	BURR 12 mm
 A	Cylinder w/o endcut	894 017 1719	894 017 1749	894 017 1756		894 017 1737		894 017 1768		894 017 1773	894 017 1778
 B	Cylinder with endcut	894 017 1720	894 017 1750	894 017 1757	894 017 1729	894 017 1738		894 017 1762	894 017 1769	894 017 1935	894 017 1779
 C	Ball nosed cylinder	894 017 1721	894 017 1751	894 017 1758	894 017 1730	894 017 1739	894 017 1746	894 017 1763	894 017 1770	894 017 1774	894 017 1780
 D	Ball	894 017 1722	894 017 1752	894 017 1759	894 017 1731	894 017 1740				894 017 1775	894 017 1781
 E	Oval	894 017 1723		894 017 1760	894 017 1732						
 F	Ball nosed tree	894 017 1724	894 017 1753	894 017 1932	894 017 1733	894 017 1741	894 017 1747	894 017 1764	894 017 1771	894 017 1776	894 017 1782
 G	Pointed Tree	894 017 1725	894 017 1754	894 017 1761	894 017 1734	894 017 1742		894 017 1765		894 017 1936	894 017 1783
 H	Flame					894 017 1743		894 017 1766			
 L	Ball nose cone	894 017 1726	894 017 1933	894 017 1934	894 017 1735	894 017 1744	894 017 1748	894 017 1767	894 017 1772	894 017 1777	894 017 1784
 M	Cone	894 017 1727	894 017 1755		894 017 1736		894 017 1745				
 N	Inverted Cone	894 017 1728									

Accessories Die Grinders



TUNE-UP KITS

MODEL	TUNE-UP KIT
CP9104Q	205 050 6623
CP3000-600CR	205 054 8613
CP9105Q-B	894 016 8879
CP9106Q-B	894 016 8880
CP9108Q-B	894 016 8880
CP9111Q-B	894 016 8892
CP9110Q-B	894 016 8879
CP9112Q-B	894 016 8892
CP3000/3030-3..	205 054 6403
CP3000/3030-4..	205 054 7863
CP3000/3030-5..	205 054 7923
CP3019-...AC	205 054 2133
CP9113	205 054 5233
CP3451-...	615 397 3030
CP3650 Series	205 055 6003

KITS



CP9104Q Kit

Part No. 615 195 0104

Kit includes:

- (1) CP9104Q Pencil grinder
- (5) Mounted points 3mm
- (5) Carbide burrs 3mm
- (1) 1/8" and 3mm collets
- (1) 2.4mm collet



CP9111Q-B Kit Metric

Part No. 615 195 0211

Kit includes:

- (1) CP9111Q-B Die grinder
- (1) 3mm collet
- Carbide burrs 3mm
- (5) 6mm mounted points
- (5) 3mm mounted points



CP875 Kit

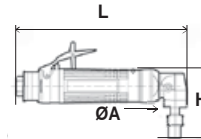
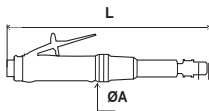
Part No. 894 110 8751

Kit includes:

- (1) CP875 Grinder
- (1) 2" (51mm) backing pad
- (1) 2" (51mm) backing pad
- (2) 2" (51mm) coarse surface prep pad
- (2) 2" (51mm) medium surface prep pad
- (2) 2" (51mm) fine surface prep pad
- (2) 2" (51mm) 50 grit sanding disc
- (2) 2" (51mm) 36 grit sanding disc
- (2) 2" (51mm) 24 grit sanding disc

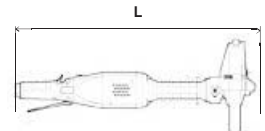
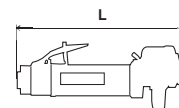
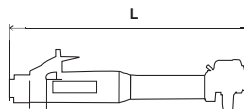


DIMENSIONS



DIE GRINDER	L		ØA	
	in	mm	in	mm
CP9104Q	5,23	133	0,59	15
CP3000-600CR	6,0	153	0,59	15
CP876	4,75	121	1,38	35
CP9105Q-B	6,3	160	1,6	40
CP9110Q-B	10,2	260	1,6	40
CP3019	6,6	168	1,26	32
CP3019-...ES	9,8	248	1,26	32
CP3000-3...	5,9	150	1,61	41
CP3000-4...	7,7	196	1,73	44
CP3000-5...	7,6	195	1,73	44
CP9111Q-B	6,3	160	2,6	65
CP9112Q-B	13,4	340	2,8	70
CP860	5,75	146	2,8	70
CP860-ES	12,3	310	2,8	70
CP860E	5,75	146	2,8	70
CP860-ESE	12,3	310	2,8	70
CP9113G	6,7	170	2,6	65
CP9113GES	12,6	320	2,6	65
CP3451-...SE.	14,2	361	1,18	30
CP3119-...ES..	13,3	338	1,26	32
CP3109/3119	8,8	222	1,67	42,5
CP3109/3119 ES	14,2	361	1,71	43,5
CP3119-12EL	23,7	601	1,71	43,5
CP3119-12EXL	33,6	851	1,71	43,5
CP3119 CNOMO	8,8	222	1,67	42,5
CP3119 ES CNOMO	14,3	363	1,71	43,5

DIE GRINDER	L		H		ØA	
	in	mm	in	mm	in	mm
CP9106Q-B	4,7	120	3	76	1,04	26,4
CP9108Q-B	7,9	200	3,07	78	1,04	26,4
CP875	4,88	124	3	76	1,04	26,4
CP3030-3...	6,1	154	4,1	103	1,6	41
CP3030-4...	6,8	174	5,9	143	1,7	43
CP3030-5...	6,8	174	6,3	160	2,1	53
CP3019-...AC	6,5	166	3	76	1,2	30
CP3109-...AC	8,5	216	3	76	1,2	30
CP3650-12ACC	9,4	238	-	-	4	102



STRAIGHT	L	
	in	mm
CP3119-123X	9,3	236
CP3119-12ES3X	13,3	338
CP3119-12ES4	13,3	338
CP3119-15ES2	13,3	338
CP3119-15ES3	13,3	338
CP3119-18ES3	13,3	338
CP3451-16SE..	14,2	361
CP3451-18SE..	14,2	361
CP3249-...	21,8	554

<0.5 hp (375 W) Angle Wheel Grinders 2" to 4"

CP7500D

22,000 RPM



COMPACT CUTTING & GRINDING

CP7500D Kit

Part No. 894 107 5001

Kit includes:

- (1) 2" (51mm) Angle Grinder / Cut-off Tool
- (3) 2" (51mm) grinding wheel 60 Grit
- (3) 2" (51mm) grinding wheel 80 Grit
- (3) 2" (51mm) grinding wheel 120 Grit
- (5) 2" (51mm) cutting wheel
- (1) Pin wrench
- (1) Spanner
- (1) Protective glasses

FEATURES

- Rubber handle grip
- Lock off safety lever
- Full 180° protective guard

BENEFITS

- General maintenance applications
- Compact and lightweight
- Versatile: designed for grinding and cutting



CP3019-13A4

CP3019-18A3

18,000 RPM

HIGH PERFORMANCE IN A COMPACT PACKAGE



FEATURES

- Highly durable bevel gearing
- Compact body
- Insulating composite over housing

BENEFITS

- Industrial angle wheel grinder
- Optimal productivity
- Highest durability in demanding applications, up to 2000 hour service interval



CP3019-18A3

CP3019-20A3

Same features as CP3019-18A3 with 20,000 rpm

CP3019-13A4

Same features as CP3019-18A3 with 13,500 rpm and with 4" wheel capacity



See accessories on pages 108 to 113

 GENERAL MAINTENANCE  INDUSTRIAL MAINTENANCE & PRODUCTION  SUPER INDUSTRIAL

MODEL	PART NUMBER	FREE SPEED		POWER		MAX WHEEL CAPACITY		SPINDLE THREAD		AIR CONS. AT FREE SPEED		AIR CONS. @LOAD		NET WEIGHT		LENGTH		VIBRATION LEVEL ISO 28927 (M/S2)		SOUND PRESS. ISO 15744 - dB(A)	SOUND POWER	AIR INLET
		rpm	hp	W	in.	mm	in.	in.	cfm	l/s	cfm	l/s	lb	kg	in.	mm	a	k	in.			
CP7500D	894 107 5001	22,000	0.2	150	2	50	3/8-24	17	8	8	3.8	1.2	0.6	5.5	140	19.9	6.7	81	92	1/4		
CP3019-18A3	615 160 7060	18,000	0.5	375	3	75	3/8-24	10.4	4.9	19.3	9.1	0.7	0.3	6.4	163	12.3	2.6	80	91	1/4		
CP3019-20A3	615 160 7070	20,000	0.5	375	3	75	3/8-24	12.7	6	19.1	9	0.7	0.3	6.4	163	13.3	3.2	83	94	1/4		
CP3019-13A4	615 160 7050	13,500	0.5	375	4	100	3/8-24	7.4	3.5	17.6	8.3	0.7	0.3	6.4	163	8.6	3.0	79	90	1/4		

All models: Hose int. 1/2" (13 mm) - @90 PSI (@6.3 Bar)

Listed specifications are for reference only. Please check documents in each tool.

GRINDING

0.8 hp (600 W) Angle Wheel Grinders 4" to 5"

The CP91 Series Benefits

LIGHTWEIGHT & EASY HANDLING

- General Maintenance Applications
- Lightweight rugged housing
- Durability and performance

CP9120CR ★

12,000 RPM

FEATURES

- Keyless adjustable protective guard
- Aluminum alloy housing
- Helical bevel gear design



CE CERTIFICATION / NOT FOR ANSI MARKET



CP9120CR

CP9120CRN

Same features as CP9120-CR with different flanges for the North American market only

CP9122CR

Same features as CP9120-CR with 3/8"-24 spindle thread for 4.5" (114mm) max wheel capacity

CP9122BR

Same features as CP9120-CR with 5/8"-11 spindle thread for 4.5" (114mm) max wheel capacity



See accessories on pages 108 to 113

CP9121BR ★

12,000 RPM



CP9121CR

Same features as CP9121-BR with 3/8"-24 spindle thread

CP9121AR

Same features as CP9121-BR with M14 spindle thread

FEATURES

- Keyless adjustable protective guard
- Aluminum alloy housing
- Helical bevel gear design



CP9121BR

★ GENERAL MAINTENANCE ★★ INDUSTRIAL MAINTENANCE & PRODUCTION ★★★ SUPER INDUSTRIAL

MODEL	PART NUMBER	FREE SPEED	POWER		MAX WHEEL CAPACITY		SPINDLE THREAD	AIR CONS. AT FREE SPEED		AIR CONS. @LOAD		NET WEIGHT		LENGTH		VIBRATION LEVEL ISO 28927 (M/S ²)		SOUND PRESS.	SOUND POWER	AIR INLET
		rpm	hp	W	in.	mm	in.	cfm	l/s	cfm	l/s	lb	kg	in.	mm	a	k	ISO 15744 - dB(A)		in.
CP9120CR	615 195 2120	12,000	0.8	600	4	100	3/8-24	21	9.9	23.3	11	4.2	1.9	9.3	233	5.3	1.6	84	95	1/4
CP9120CRN	894 109 1200	12,000	0.8	600	4	100	3/8-24	21	9.9	23.3	11	4.2	1.9	9.3	233	5.3	1.6	84	95	1/4
CP9121AR	615 195 7321	12,000	0.8	600	5	125	M14	21	9.9	27.6	13	4.6	2.1	9.6	240	6.7	2.2	84	95	1/4
CP9121BR	615 195 7221	12,000	0.8	600	5	125	5/8-11	21	9.9	27.6	13	4.6	2.1	9.6	240	8.6	4.6	84	95	1/4
CP9121CR	615 195 2121	12,000	0.8	600	5	125	3/8-24	21	9.9	25.4	12	4.6	2.1	9.6	240	11.2	3.4	84	95	1/4
CP9122BR	615 195 7222	12,000	0.8	600	4.5	115	5/8-11	21	9.9	29.7	14	4.2	1.9	9.3	233	8.6	4.6	84	95	1/4
CP9122CR	615 195 2122	12,000	0.8	600	4.5	115	3/8-24	21	9.9	29.7	14	4.2	1.9	9.3	233	5.4	1.0	84	95	1/4

All models: Hose int. 3/8" (10mm) - @90 PSI (@6.3 Bar)

Listed specifications are for reference only. Please check documents in each tool.

0.7 & 0.8 HP (525 & 600 W)
Angle Wheel Grinders 4" & 5"

CP854 ★★



13,000 RPM



CP854 E

Same features as CP854 with 5" (125 mm) max wheel capacity and M10 spindle thread

EFFICIENT & DURABLE

FEATURES

- Aluminum alloy housing
- Helical bevel gear design
- 4" (100 mm) wheel capacity

BENEFITS

- General Maintenance Applications angle wheel grinder
- Lightweight but rugged housing
- Durability and performance

CP3109-13A4 ★★★

13,000 RPM



CP3109-13A4ES

Same features as CP3109-13A4 with extended shaft

HIGH PERFORMANCE

FEATURES

- Highly durable bevel gear
- Insulating composite over-housing
- Streamlined safety lever

BENEFITS

- Industrial angle wheel grinder
- Optimal productivity
- Highest durability in demanding applications up to 2,000 hours maintenance intervals

CP3040GABTIM

13,500 RPM



ROBUST STEEL CONSTRUCTION

FEATURES

- Durable bevel gear
- Robust machined steel housing
- Robust safety lever

BENEFITS

- Industrial angle wheel grinder
- High body durability
- Withstands rough usage



CP3040GABTIM

CP3040-GASTIM

Same features as CP3040 GABTIM with extended shaft



See accessories on pages 108 to 113

★ GENERAL MAINTENANCE ★★ INDUSTRIAL MAINTENANCE & PRODUCTION ★★★ SUPER INDUSTRIAL

MODEL	PART NUMBER	FREE SPEED		POWER		MAX WHEEL CAPACITY		SPINDLE THREAD	AIR CONS. AT FREE SPEED		AIR CONS. @LOAD		NET WEIGHT		LENGTH		VIBRATION LEVEL ISO 28927 (M/S2)		SOUND PRESS. ISO 15744 - dB(A)	SOUND POWER	AIR INLET
		rpm	hp	W	in.	mm	in.		cfm	l/s	cfm	l/s	lb	kg	in.	mm	a	k			
CP854E	T023187	12,000	0.7	525	5	125	M10	16	7.5	16	7.6	3.8	1.7	9	229	4.9	1.5	85	96	1/4	
CP854	T023186	13,000	0.7	525	4	100	3/8-24	24	11.3	24	11.3	3.8	1.7	9	229	4.9	1.5	85	96	1/4	
CP3109-13A4ES	615 160 7040	13,000	0.8	600	4	100	3/8-24	21	10	32	15.1	3.3	1.5	11.3	287	7.2	2.4	84	95	3/8	
CP3109-13A4	615 160 7030	13,000	0.8	600	4	100	3/8-24	21	10	32	15.1	2.6	1.2	8.5	217	9.3	3.0	85	96	3/8	
CP3040GASTIM	615 160 7020	13,500	0.7	520	4	100	3/8-24	32.9	15.5	26.5	12.5	3.7	1.7	10.6	270	9.6	3.3	92	103	3/8	
CP3040GABTIM	615 160 7010	13,500	0.7	520	4	100	3/8-24	32.9	15.5	26.5	12.5	3.3	1.5	8.3	210	7.2	2.4	88	99	3/8	

All models: Hose int. 3/8 (10mm) - @90 PSI (@6.3 Bar)

Listed specifications are for reference only. Please check documents in each tool.

GRINDING

CP75
series
POWERFUL
AND
DURABLE

**UNIQUE
FEATURES**
Premium Tool

NEW



CP7540/45/50 **★★**

Best in class grinder for maintenance applications

**DURABILITY AT A
WHOLE NEW LEVEL**

**THE CP75 SERIES BOASTS 1000H
SERVICE INTERVAL**

**THE MOST POWERFUL
IN ITS CLASS**

1.1 HP / 840 W

POWERFUL & EFFICIENT

- 1.1 HP – 840 W
- Governed motor

ERGONOMIC

- Well balanced & compact
- Composite grip insulates operator's hand from cold
- 360° swivel air inlet

SAFE

- Rear exhaust (exhaust hose included)
- Streamline CP Safety Lever
- Steel guard
- Safety screw

HIGH DURABILITY

- 1,000 hr service interval
- High quality bevel gears

COMFORT

Streamline composite handle for either right or left handed operation

EASY OPERATION

Robust steel keyless adjustable wheel guard



CP75 series

The range has abrasives capacity from 4" (100 mm), 4.5" (115 mm), 5" (125 mm) abrasive capacity and features 3/8"-24

The CP75 Series Benefits

POWERFUL & DURABLE / 1.1HP - 840 W
1,000 HOUR SERVICE INTERVAL

- Powerful & Efficient
- High Durability
- Easy Operation

CP7540-C ★★

12,000 RPM



FEATURES

- 3/8"- 24 spindle thread
- High quality bevel gears & Governed motor
- Robust steel keyless adjustable wheel rotative guard

CP7540-CN

Same features as CP7540-C with 3/8" spindle and North America flanges

CP7545-B ★★

12,000 RPM



FEATURES

- 5/8"- 11 spindle thread
- High quality bevel gears & Governed motor
- Robust steel keyless adjustable wheel rotative guard

CP7545-C

Same features as CP7545-B with 3/8" spindle

CP7550-B ★★

12,000 RPM



FEATURES

- 5/8"- 11 spindle thread
- High quality bevel gears & Governed motor
- Robust steel keyless adjustable wheel rotative guard



CP7550-B

CP7550-A

Same features as CP7550-B with M14 spindle

CP7550-C

Same features as CP7550-B with 3/8" spindle



CP7550-B



See accessories on pages 108 to 113

★ GENERAL MAINTENANCE ★★ INDUSTRIAL MAINTENANCE & PRODUCTION ★★★ SUPER INDUSTRIAL

MODEL	PART NUMBER	FREE SPEED		POWER		MAX WHEEL CAPACITY		SPINDLE THREAD		AIR CONS. AT FREE SPEED		AIR CONS. @LOAD		NET WEIGHT		LENGTH		VIBRATION LEVEL ISO 28927 (M/S2)		SOUND PRESS.	SOUND POWER	AIR INLET
		rpm	hp	W	in.	mm	in.	in.	cfm	l/s	cfm	l/s	lb	kg	in.	mm	a	k	ISO 15744 - dB(A)		in.	
CP7540-C	894 107 5401	12,000	1.1	840	4	100	3/8-24	20	9.3	40	18.9	3.5	1.6	10.6	270	6.5	3.0	85	96	1/4		
CP7540-CN	894 107 5400	12,000	1.1	840	4	100	3/8-24	20	9.3	40	18.9	3.5	1.6	10.6	270	6.5	3.0	85	96	1/4		
CP7545-B	894 107 5452	12,000	1.1	840	4.5	115	5/8-11	20	9.3	40	18.9	3.5	1.6	10.6	270	7.0	2.1	85	96	1/4		
CP7545-C	894 107 5451	12,000	1.1	840	4.5	115	3/8-24	20	9.3	40	18.9	3.5	1.6	10.6	270	7.0	2.1	85	96	1/4		
CP7550-A	894 107 5503	12,000	1.1	840	5	125	M14	20	9.3	40	18.9	3.5	1.6	10.6	270	7.0	2.1	85	96	1/4		
CP7550-B	894 107 5502	12,000	1.1	840	5	125	5/8-11	20	9.3	40	18.9	3.5	1.6	10.6	270	7.0	2.1	85	96	1/4		
CP7550-C	894 107 5501	12,000	1.1	840	5	125	3/8-24	20	9.3	40	18.9	3.5	1.6	10.6	270	7.0	2.1	85	96	1/4		

All models: Hose int. 3/8" (10mm) - @90 PSI (@6.3 Bar)

Listed specifications are for reference only. Please check documents in each tool.

GRINDING

1.1 hp (810 W) Angle Wheel Grinders 4" to 5"

The CP3450 Series Benefits

INDUSTRIAL GRADE ANGLE GRINDER

- Industrial angle wheel grinder
- High productivity
- Industrial grade durability with up to a 1,000 hour maintenance interval

CP3450-12AB5

12,000 RPM



FEATURES

- Constant lubrication bevel gear design
- Low profile angle head design
- Insulating composite cover



CP3450-12AB5

CP3450-12AA5

Same features as CP3450-12AB5 with M14 spindle

CP3450-12AC4



12,000 RPM



FEATURES

- Constant lubrication bevel gear design
- Low profile angle head design
- Insulating composite cover

CP3450-12ACR4

Same features as CP3450-12AC4 with rotative throttle
NOT FOR CE/NA MARKETS

CP3450-12AC45

Same features as CP3450-12AC4 with 4.5" (115 mm) max wheel capacity



CP3450-12AB5



See accessories on pages 108 to 113

GENERAL MAINTENANCE
 INDUSTRIAL MAINTENANCE & PRODUCTION
 SUPER INDUSTRIAL

MODEL	PART NUMBER	FREE SPEED	POWER		MAX WHEEL CAPACITY		SPINDLE THREAD	AIR CONS. AT FREE SPEED		AIR CONS. @LOAD		NET WEIGHT		LENGTH		VIBRATION LEVEL ISO 28927 (M/S ²)		SOUND PRESS.	SOUND POWER	AIR INLET
		rpm	hp	W	in.	mm	in.	cfm	l/s	cfm	l/s	lb	kg	in.	mm	a	k	ISO 15744 - dB(A)		in.
CP3450-12AA5	615 160 4040	12,000	1.1	810	5	125	M14	38.6	18.2	36	17	3.7	1.7	9.2	231	8.1	2.9	95	106	3/8
CP3450-12AB5	615 160 4050	12,000	1.1	810	5	125	5/8-11	38.6	18.2	36	17	3.7	1.7	9.2	231	8.5	2.8	95	106	3/8
CP3450-12ACR4	615 160 4020	12,000	1.1	810	4	100	3/8-24	42.8	20.2	36	17	3.2	1.5	9.2	231	8.1	2.9	94	105	3/8
CP3450-12AC4	615 160 4010	12,000	1.1	810	4	100	3/8-24	37.7	17.8	36	17	3.1	1.4	9.2	231	6.5	2.1	94	105	3/8
CP3450-12AC45	615 160 4030	12,000	1.1	810	4.5	115	3/8-24	38.2	18	36	17	3.1	1.4	9.2	231	8.3	3.0	94	105	3/8

All models: Hose int. 3/8" (10mm) - @90 PSI (@6.3 Bar)

Listed specifications are for reference only. Please check documents in each tool.

CP3650

ENGINEERED FOR YOUR PRODUCTIVITY

UNIQUE FEATURES
Premium Tool



HIGH PRODUCTIVITY



- Powerful governed motor offers a higher torque at maximum operating speed, to increase productivity
- Excellent power to weight ratio 2.3 hp for 3.4 lbs / 1,700 W for 1.4 kg
- Spindle lock button, for single tool abrasive replacement
- Autobalancer optimizes contact between abrasive and application, increasing productivity by 15%

GRINDING, SANDING & CUTTING APPLICATIONS

- Foundries, Metalworking
- Shipyards, Rolling stock
- Oil, Gas & Petrochemical Maintenance on cast iron, steel, stainless steel, aluminum, composite, magnesium, titanium...

LOW NOISE LEVEL EXHAUST, WITH BUILT IN ANTI-BARKING VALVE

Optional silencer lowers noise levels down to 68dBa. Prevents dust from entering the tool when the motor stops. Optional silencer attachment reduces.

STREAMLINED AND ERGONOMIC TWO POSITION SAFETY TRIGGER

Trigger may be positioned above or below tools housing for optimal handling.

COMPOSITE OVER-SLEEVE

Thermal insulating sleeve provides greater comfort and grip for safer extended operation.

FAST AND EASY ABRASIVE CHANGE

Spindle lock feature allows quicker abrasive replacement to reduce tool downtime.



GREAT PRODUCTIVITY AND DURABILITY

Powerful governed 2.3hp (1,700W) motor provides maximum torque at the right speed.

VIBRATION DAMPING SIDE HANDLE

For greater operator comfort. May be positioned for either left or right hand use.

UNIQUE KEYLESS, ADJUSTABLE GUARD

Robust design rotates 270° for greater versatility. Keyless feature allows quick guard adjustment for great productivity and operator comfort while maintaining maximum safety. Not available on 4" (100mm) and 6" (150mm) models.

AUTOBALANCER (OPTIONAL)

Compensates for abrasive vibration to optimize contact between the abrasive and application. Autobalancer feature can increase material removal by up to 15% (VK versions only).



SUPER DURABLE SPIRAL BEVEL GEAR

The advanced design of the helical bevel gear and pinion allows the spiral shaped teeth to engage gradually. This design reduces vibration and decreases stress on the gears while transmitting torque to the abrasive. This feature allows for service intervals of up to 2,000 hours.

OPTION



ALLEN KEY FOR TIME SAVING AND IMPROVED SAFETY

GRINDING

2.3 hp (1,700 W) Angle Wheel Grinders 4" to 5"

The CP3650 Series Benefits

SUPERLATIVE PERFORMANCE & ERGONOMICS

- Industrial angle wheel grinder
- Industrial grade durability with up to a 2,000 hour maintenance interval
- Fast single tool abrasive replacement



CP3650-120AB5

12,000 RPM



FEATURES

- High power and torque motor
- Superior durability bevel gearing
- Spindle lock button



CP3650-120AB5

CP3650-120AA5

Similar features as CP3650-120AB5 with M14 spindle thread



CP3650-120AB5



See accessories on pages 108 to 113

CP3650-120AB45



12,000 RPM



FEATURES

- High power and torque motor
- Superior durability bevel gearing
- Spindle lock button

CP3650-120AA45

Similar features as CP3650-120AB45 with M14 spindle

CP3650-135AC4FK

13,500 RPM



FEATURES

- High power and torque motor
- Superior durability bevel gearing
- Spindle lock button



MODEL	PART NUMBER	FREE SPEED		POWER		MAX WHEEL CAPACITY		SPINDLE THREAD		AIR CONS. AT FREE SPEED		AIR CONS. @LOAD		NET WEIGHT		LENGTH		VIBRATION LEVEL ISO 28927 (M/S2)		SOUND PRESS. ISO 15744 - dB(A)	SOUND POWER	AIR INLET
		rpm		hp	W	in.	mm	in.		cfm	l/s	cfm	l/s	lb	kg	in.	mm	a	k			
CP3650-135AC4FK	615 160 7170	13,500		2.3	1,700	4	100	3/8-24		53	25	74	35	3.4	1.5	9.4	238	9.9	5.0	82	93	3/8
CP3650-120AB5	615 160 7220	12,000		2.3	1,700	5	125	5/8-11		42	20	68	32	3.9	1.8	9.4	238	7.5	2.5	82	93	3/8
CP3650-120AB45	615 160 7320	12,000		2.3	1,700	4.5	115	5/8-11		42	20	68	32	3.9	1.8	9.4	238	7.8	4.6	82	93	3/8
CP3650-120AA5	615 160 7210	12,000		2.3	1,700	5	125	M14		42	20	68	32	3.9	1.8	9.4	238	7.1	2.2	82	93	3/8
CP3650-120AA45	615 160 7310	12,000		2.3	1,700	4.5	115	M14		42	20	68	32	3.9	1.8	9.4	238	7.8	4.6	82	93	3/8

All models: Hose int. 1/2" (13 mm) - @90 PSI (@6.3 Bar)

Listed specifications are for reference only. Please check documents in each tool.

2.3 hp (1,700 W) Angle Wheel Grinders 5" & 6"

CP3650-100AB6VK ★★★ 10,000 RPM



FEATURES

- High power and torque motor
- Superior durability bevel gearing
- Spindle lock button



CP3650-120AB5VK

CP3650-120AH5VK 12,000 RPM



FEATURES

- HEX spindle thread
- High power and torque motor
- Superior durability bevel gearing



CP3650-120AH5VK

CP3650-120AB5VK

Similar features as CP3650-120AH5VK with 5/8" spindle

CP3650-120AA5VK

Similar features as CP3650-120AH5VK with M14 spindle



SINGLE ALLEN KEY ABRASIVE REPLACEMENT FOR TIME SAVINGS, AND IMPROVED SAFETY



See accessories on pages 108 to 113

★ GENERAL MAINTENANCE ★★★ INDUSTRIAL MAINTENANCE & PRODUCTION ★★★★★ SUPER INDUSTRIAL

MODEL	PART NUMBER	FREE SPEED		POWER		MAX WHEEL CAPACITY		SPINDLE THREAD	AIR CONS. AT FREE SPEED		AIR CONS. @LOAD		NET WEIGHT		LENGTH		VIBRATION LEVEL ISO 23927 (M/S2)		SOUND PRESS. ISO 15744 - dB(A)	SOUND POWER	AIR INLET
		rpm		hp	W	in.	mm		in.	cfm	l/s	cfm	l/s	lb	kg	in.	mm	a			
CP3650-120AH5VK	615 160 7200	12,000		2.3	1,700	5	125	HEX	42	20	68	32	4.3	2	9.4	238	4.5	1.1	79	90	3/8
CP3650-120AB5VK	615 160 7190	12,000		2.3	1,700	5	125	5/8-11	42	20	68	32	4.2	1.9	9.4	238	4.5	1.1	79	90	3/8
CP3650-120AA5VK	615 160 7180	12,000		2.3	1,700	5	125	M14	42	20	68	32	4.2	1.9	9.4	238	4.5	2.0	79	90	3/8
CP3650-100AB6VK	615 160 7300	10,000		2.3	1,700	6	150	5/8-11	42	20	68	32	4.2	1.9	9.4	238	5.2	1.5	79	90	3/8

All models: Hose int. 1/2" (13 mm) - @90 PSI (@6.3 Bar)

Listed specifications are for reference only. Please check documents in each tool.

GRINDING

CP857 ★★



7,500 RPM

POWERFUL & DURABLE



FEATURES

- Aluminum alloy housing
- Helical bevel gear design
- 1.3 hp (940 W) high performance motor

BENEFITS

- Ideal for general maintenance applications
- Rugged housing
- Durability



CP857

1.1 & 1.3 hp (850 & 940 W) Angle Wheel Grinders 7"

CP9123 ★

7,500 RPM



ROBUST CONSTRUCTION

FEATURES

- Aluminum alloy housing
- Rubber handle grip
- 7" (180mm) angle grinder

BENEFITS

- General maintenance applications
- Rugged housing
- Durability and performance



CP9123



See accessories on pages 108 to 113

★ GENERAL MAINTENANCE ★★ INDUSTRIAL MAINTENANCE & PRODUCTION ★★★ SUPER INDUSTRIAL

MODEL	PART NUMBER	FREE SPEED		POWER		MAX WHEEL CAPACITY		SPINDLE THREAD		AIR CONS. AT FREE SPEED		AIR CONS. @LOAD		NET WEIGHT		LENGTH		VIBRATION LEVEL ISO 28927 (M/S2)		SOUND PRESS. ISO 15744 - dB(A)	SOUND POWER	AIR INLET
		rpm		hp	W	in.	mm	in.		cfm	l/s	cfm	l/s	lb	kg	in.	mm	a	k			
CP857	T024387	7,500		1.3	940	7	180	5/8-11		24	11.3	24	11.3	6.3	2.8	13.1	334	4.0	1.3	102	113	3/8
CP9123	615 195 9123	7,500		1.1	850	7	180	5/8-11		40	18.9	24	11.3	7.5	3.4	13.4	340	4.3	1.3	93	104	3/8

All models: Hose int. 5/8" (16mm) - @90 PSI (@6.3 Bar)

Listed specifications are for reference only. Please check documents in each tool.

CP3850

THE ULTIMATE
MATERIAL
REMOVAL
TOOL

**UNIQUE
FEATURES**
Premium Tool



HIGH PRODUCTIVITY



- Powerful governed motor offers a higher torque at maximum operating speed, increasing productivity
- Highest power to weight ratio 2.8 hp for 5.1 lbs / 2,100 W for 2.7 kg
- Spindle lock button, for single tool abrasive replacement
- Autobalancer optimizes contact between abrasive and application, increasing the productivity by 15%

GRINDING, SANDING & CUTTING APPLICATIONS

- Foundries, Metalworking
- Shipyards, Rolling stock
- Oil, Gas & Petrochemical Maintenance
- Composite materials

ERGONOMIC DESIGN
Curved design for greater comfort during extended use

DOUBLE SAFETY LEVER
Streamline design facilitates single hand engagement and helps reduce risk of accidental start up

360° AIR EXHAUST MUFFLER
Provides low noise level, as low as 84 dB(A) for greater operator comfort during extended use

MULTI-POSITION GUARD
The 220° multi-position guard provides maximum operator comfort, flexibility and protection

FAST AND EASY DISC CHANGE
The spindle lock button allows a quicker abrasive replacement

MULTI-POSITION VIBRATION DAMPING SIDE HANDLE
Adjustable 360° side handle, left and right, for greater operator comfort

LOW PROFILE ANGLE HEAD
Allows grinding in restricted areas and improves operator's view of the abrasive

DEBRIS MAGNET
Collects debris and extends life of the beveled gear extends life of bevel gear

AUTOBALANCER (OPTIONAL)
NOT FOR ANSI MARKET
Compensates abrasive vibration and optimizes the contact between the abrasive and application for a material removal rate increased up to +15%



SUPER DURABLE SPIRAL BEVEL GEAR
The spiral shaped teeth of the helical bevel gear and pinion engage gradually to reduce vibration and stress of torque transmission resulting in up to 2000 hours durability between service intervals

OPTION



ALLEN KEY FOR TIME SAVING AND IMPROVED SAFETY

GRINDING

2.8 hp (2,100 W) Angle Wheel Grinders 7" & 9"

The CP3850 Series Benefits

SUPERLATIVE PERFORMANCE & ERGONOMICS

- Industrial angle wheel grinder
- Highest durability in demanding applications with up to 2,000 hours maintenance intervals
- Superior torque for maximum productivity



CP3850-85AB7V

8,500 RPM



FEATURES

- Low profile angle head
- Superior durability bevel gearing
- Double action safety lever

FOR ANSI MARKET



CP3850-85AB7V

CP3850-77AB7V

Same features as CP3850-85AB7V with 7,700 rpm

CP3850-60AB9V



6,000 RPM



FOR ANSI MARKET

FEATURES

- Low profile angle head
- Superior durability bevel gearing
- Double action safety lever



CP3850-60AB9V



See accessories on pages 108 to 113



MODEL	PART NUMBER	FREE SPEED			POWER			MAX WHEEL CAPACITY		SPINDLE THREAD	AIR CONS. AT FREE SPEED		AIR CONS. @LOAD		NET WEIGHT		LENGTH		VIBRATION LEVEL ISO 28927 (M/S2)		SOUND PRESS.	SOUND POWER	AIR INLET
		rpm	hp	W	in.	mm	in.	cfm	l/s	cfm	l/s	lb	kg	in.	mm	a	k	ISO 15744 - dB(A)		in.			
For ANSI NA market																							
CP3850-85AB7V	615 160 7440	8,500	2.8	2,100	7	180	5/8-11	36	17	77	36	6.6	3	13.4	340	5.7	1.1	87	98	1/2			
CP3850-77AB7V	615 170 4960	7,700	2.8	2,100	7	180	5/8-11	33	16	69	32	6.6	3	13.4	340	5.3	1.1	84	95	1/2			
CP3850-60AB9V	615 160 7340	6,000	2.8	2,100	9	230	5/8-11	44	21	80	38	7	3.2	13.4	340	6.8	1.1	93	104	1/2			

All models: Hose int. 5/8" (16mm) - @90 PSI (@6.3 Bar)

Listed specifications are for reference only. Please check documents in each tool.

2.8 hp (2,100 W) Angle Wheel Grinders 7" & 9"

CP3850-65AB9VE  **6,500 RPM**



CP3850-65AH9VE

Same features as CP3850-65AB9VE with Hex spindle

FEATURES

- Low profile angle head
- Superior durability bevel gearing
- Double action safety lever

CE CERTIFICATION / NOT FOR ANSI MARKET

CP3850-85AB7VE **8,500 RPM**




FEATURES

- Low profile angle head
- Superior durability bevel gearing
- Double action safety lever

CE CERTIFICATION / NOT FOR ANSI MARKET



CP3850-85AB7VE

CP3850-85AH7VE 

Same features as CP3850-85AB7VE with Hex spindle



SINGLE ALLEN KEY ABRASIVE REPLACEMENT FOR TIME SAVINGS, AND IMPROVED SAFETY

CE CERTIFICATION / NOT FOR ANSI MARKET



CP3850-65AB9VE



See accessories on pages 108 to 113

 GENERAL MAINTENANCE  INDUSTRIAL MAINTENANCE & PRODUCTION  SUPER INDUSTRIAL

MODEL	PART NUMBER	FREE SPEED		POWER		MAX WHEEL CAPACITY		SPINDLE THREAD	AIR CONS. AT FREE SPEED		AIR CONS. @LOAD		NET WEIGHT		LENGTH		VIBRATION LEVEL ISO 28927 (M/S ²)		SOUND PRESS.	SOUND POWER	AIR INLET
		rpm	hp	W	in.	mm	in.	cfm	l/s	cfm	l/s	lb	kg	in.	mm	a	k	ISO 15744 - dB(A)		in.	
CP3850-85AB7VE	615 170 4920	8,500	2.8	2,100	7	180	5/8-11	36	17	77	36	6.4	2.9	13.4	340	5.7	1.1	87	98	1/2	
CP3850-85AH7VE	615 170 4930	8,500	2.8	2,100	7	180	HEX	36	17	77	36	5.9	2.7	13.4	340	5.4	1.0	93	104	1/2	
CP3850-65AB9VE	615 170 4940	6,500	2.8	2,100	9	230	5/8-11	44	21	80	38	5.9	2.7	13.4	340	5.7	1.1	93	104	1/2	
CP3850-65AH9VE	615 170 4950	6,500	2.8	2,100	9	230	HEX	44	21	80	38	6.4	2.9	13.4	340	5.4	1.0	93	104	1/2	

All models: Hose int. 5/8" (16mm) - @90 PSI (@6.3 Bar)

Listed specifications are for reference only. Please check documents in each tool.

GRINDING

CP3349
MAXIMUM
POWER
FOR
MAXIMUM
CAPACITY

**UNIQUE
FEATURES**
Premium Tool



MAXIMUM PRODUCTIVITY



- Powerful governed motor provides unparalleled torque levels at rated speeds and boasts 4 hp (3,000 W) of power wherever maximum power is needed
- Double action safety lever and rubber covered side handle provide easy control and improved operator grip

GRINDING & CUTTING APPLICATIONS

- Foundries, Metalworking
- Shipyards, Rolling stock
- Oil, Gas & Petrochemical Maintenance on cast iron, steel, stainless steel, aluminum, composite, magnesium, titanium...

SUPERIOR COMFORT
Curved design positions wrists straight to improve control and increase operator comfort

ERGONOMIC DOUBLE ACTION SAFETY LEVER
Streamline design facilitates single hand engagement and helps reduce risk of accidental start up

ROBUST EXHAUST GRID
Withstands rough use

HIGH RESISTANCE PROTECTIVE GUARD
Takes operator safety at another level



ROBUST HOUSING
Durable streamlined housing designed to withstand tough applications

POWERFUL MOTOR
High torque 4 hp (3000 W) motor for the most demanding applications

REINFORCED RUBBER GRIP
Durable handle provides a steady grip and increases operator comfort and productivity

BUILT IN OIL TANK
Durable handle provides a steady grip and increases operator comfort and productivity

The CP3349 Series Benefits

SUPERLATIVE PERFORMANCE IN HEAVY APPLICATIONS



- Industrial vertical wheel grinder
- Highest durability in demanding applications up to 2,000 hours maintenance intervals
- Superior torque for maximal productivity

CP3349-SALVADE ★★★ 7,700 RPM



FEATURES

- Robust housing
- Built-in lubricant tank
- Double action safety lever

CE CERTIFICATION / NOT FOR ANSI MARKET

CP3349-SALAVET ★★★ 6,000 RPM



FEATURES

- Overspeed prevention device included
- Built-in lubricant tank
- Double action safety lever

FOR ANSI MARKET

CP3349-SALAVETE

CE CERTIFICATION / NOT FOR ANSI MARKET

CP3349-SALAVEL ★★★ 6,500 RPM



FEATURES

- Overspeed prevention device included
- Built-in lubricant tank
- Double action safety lever

FOR ANSI MARKET



CP3349-SALAVEL

CP3349-SALAVELE

CE CERTIFICATION / NOT FOR ANSI MARKET



See accessories on pages 108 to 113



MODEL	PART NUMBER	FREE SPEED		POWER		MAX WHEEL CAPACITY		SPINDLE THREAD	AIR CONS. AT FREE SPEED		AIR CONS. @LOAD		NET WEIGHT		LENGTH		VIBRATION LEVEL ISO 28927 (M/S ²)		SOUND PRESS. ISO 15744 - dB(A)	SOUND POWER	AIR INLET
		rpm		hp	W	in.	mm		cfm	l/s	cfm	l/s	lb	kg	in.	mm	a	k			
For ANSI NA Market																					
CP3349-SALAVEL	615 160 9070	6,500		4	3,000	9	230	5/8-11	27	13	93	44	9.7	4.4	11	280	4.0	NA	87	98	1/2
CP3349-SALAVET	615 160 9080	6,000		4	3,000	6	150	5/8-11	25	12	91	43	9.7	4.4	11	280	2.5	-	84	95	1/2
For CE Market																					
CP3349-SALVADE	615 160 9110	7,700		4	3,000	7	180	5/8-11	40	19	97	46	9.2	4.2	11	280	4.6	NA	88	99	1/2
CP3349-SALAVETE	615 160 9150	6,000		4	3,000	6	150	5/8-11	25	12	91	43	9.7	4.4	11	280	2.5	-	84	95	1/2
CP3349-SALAVELE	615 160 9130	6,500		4	3,000	9	230	5/8-11	27	13	93	44	9.7	4.4	11	280	4.0	NA	87	98	1/2

All models: Hose int. 5/8" (16mm) - @90 PSI (@6.3 Bar)

Listed specifications are for reference only. Please check documents in each tool.

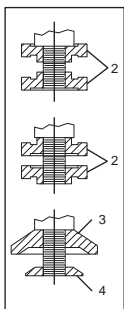
GRINDING

Accessories Angle Grinders

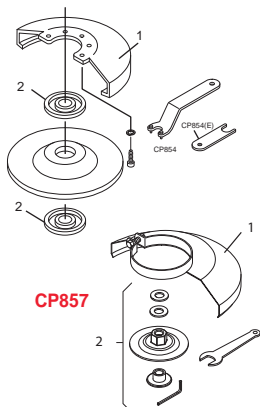
INCLUDED ACCESSORIES



MODEL	ITEM	DESCRIPTION	PART NUMBER
CP7500		2" Grinding wheel 60 Grit (5 PC) 20,000 (max speed)	894 016 2768
		2" Grinding wheel 80 Grit (5 PC) 20,000 (max speed)	894 016 2769
		2" Grinding wheel 120 Grit (5 PC) 20,000 (max speed)	894 016 2770
		Pin wrench	894 016 2763
		Spanner	894 016 2759
		Nuts	894 016 2765
		2" Cutting wheel 20,000 (max speed)	894 016 4490
CP9120CR CP7540C		4" (100 mm) Disc Guard	205 053 4003
		Flange kit for 3/8"-24 UNF (Flange + nut)	894 017 3436
		Tool kit (Pin wrench + 2 spanners)	894 017 3440
		Side Handle	205 052 4063
		Exhaust hose kit for CP7540C	894 017 3439
CP9120CRN CP7540CN		4" (100 mm) Disc Guard	205 053 4003
		Flange kit for 3/8"-24 UNF (Flange+nut+2 nuts)	894 017 3435
		Tool kit (Pin wrench + 2 spanners)	894 017 3440
		Side Handle	205 052 4063
		Exhaust hose kit for CP7540CN	894 017 3439
CP9122BR/CR CP7545-C/B		4.5" (115 mm) Disc Guard	205 053 4013
		Flange kit for 3/8"-24 UNF (Flange+nut)	894 017 3437
		Flange kit for 5/8"-11 UNC (Flange+nut+screw*)	894 017 3438
		Tool kit (Pin wrench+spanner+key*)	894 017 3513
		Side Handle	205 052 4063
		Exhaust hose kit for CP7545 *not used on CP9122	894 017 3439
CP9121CR/BR/AR		5" (125 mm) Disc Guard	205 053 4023
		Flange kit for 3/8"-24 UNF (Flange+nut)	894 017 3437
		Flange kit for 5/8"-11 UNC (Flange+nut)	894 017 3438
		Flange kit for M14 (Flange+nut)	895 025 1317
		Tool kit (Pin wrench+spanner)	894 017 3513
		Side Handle	205 052 4063
CP7550-C/B/A		5" (125 mm) Disc Guard	894 017 3446
		Flange kit for 3/8"-24 UNF (Flange+nut)	894 017 3437
		Flange kit for 5/8"-11 UNC (Flange+nut+screw)	894 017 3438
		Flange kit for M14 (Flange+nut+screw)	895 025 1317
		Tool kit (Pin wrench+spanner+key)	894 017 3513
		Side Handle	205 052 4063
		Exhaust hose kit	894 017 3439
CP9123		Disc Guard	205 050 0973
		Flange	205 050 0963
		Flange Nut	205 050 0983
		Spanner	205 050 1193
		Hex. Key	205 050 1213
		Wheel retainer, nut	KF142108
		Wrench stop spanner	C136927
		Wrench spanner	KF141865
		Side handle	C136901
		Double Ended Spanner	205 049 6453
		Spanner	205 049 6443
CP9111Q-B, CP9112Q-B CP9105Q-B, CP9106Q-B, CP9107, CP9108Q-B		Spanner (2)	CA144807
		Spanner	CA144807
CP854	1	4" (100mm) Disc Guard	C136898
	2	Nut	C138512
	3	Wheel adapter	C128495
	4	Wheel retainer, nut	C050588
	.	Wrench stop spanner	C136927
	.	Wrench wheel spanner	C136926
	.	Wrench 5/8" open end	C139702
	.	Side handle	C136901
CP854E	1	5" (125mm) Disc Guard	C136898
	2	Nut	C138512
	.	Wheel adapter	KF141861
CP857	1	7" (180mm) Disc Guard	C139081
	.	Wrench-spindle	C141027
	.	Wrench -3/8 Hex	P084363
	2	Adapter	C087920



CP854(E)



CP857

Accessories Angle Grinders

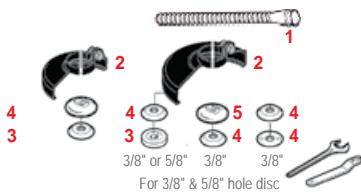
INCLUDED ACCESSORIES



CP3040...



For 3/8" & 5/8" hole disc



For 3/8" & 5/8" hole disc



For 3/8" & 5/8" hole disc



For 7/8" hole disc



For 7/8" hole disc



For 7/8" hole disc



For 5/8" hole disc



MODEL	ITEM	DESCRIPTION	PART NO.
CP3040-GABTIM CP3040-GASTIM	1	ø 4" (100mm) Disc Guard	205 054 5213
	2	Rear flange 3/8"	205 054 4263
	3	Rear flange 5/8"	205 055 2633
	4	Flange nut 3/8"	205 054 4273
	5	Flange nut 5/8"	205 055 2643
	.	Spanner Wrench (for 3/8" flange)	205 054 4293
	.	Pin Wrench (for 3/8" flange)	205 054 4283
	.	Spanner Wrench (for 5/8" flange)	205 054 4303
	.	Spanner Wrench (for 5/8" flange)	205 055 2953
	.	Pin wrench (for 5/8" flange)	205 055 2943
CP3019...A3 CP3019...A4	1	Exhaust hose L= 31" (0.8m)	615 875 1060
	2	3" (76mm) Disc Guard (A3)	615 504 1550
	2	4" (100mm) Disc Guard (A4)	615 504 1600
	3	Flange	615 606 5150
	4	Flange	615 502 0640
	5	Rear flange	615 503 1440
	.	Pin Wrench	615 802 0080
	.	Flat Wrench 7/16" (11mm)	615 801 0030
CP3109-13A4ES CP3109-13A4	1	Exhaust hose L= 60" (1.5m)	615 875 1130
	2	4" (100mm) Disc Guard	615 504 1600
	3	Flange	615 606 5150
	4	Flange	615 502 0640
	5	Rear Flange	615 503 1440
	.	Pin Wrench	615 802 0080
	.	Flat Wrench 7/16" (11mm)	615 801 0030
CP3450-12AA5	1	5" (125mm) Disc Guard	615 504 1860
	2	Rear flange M14	615 503 1590
	3	Flange nut M14	615 502 0770
	4	Safety screw	615 614 0900
Flat wrench: 205 048 4230 / Pin wrench: 205 048 6673 / Hex wrench: 895 101 1464			
CP3450-12AC5	1	4.5" (115mm) Disc Guard	615 504 2030
	2	Rear flange 3/8"	205 053 3943
	3	Flange nut 3/8"	205 053 3973
	4	Safety screw	615 614 0900
Flat wrench: 205 048 4230 / Pin wrench: 205 048 5003 / Hex wrench: 895 101 1464			
CP3450-12AB5	1	5" (125mm) Disc Guard	615 504 1860
	2	Rear flange 5/8"	615 503 1600
	3	Flange nut 5/8"	615 502 0780
	4	Safety screw	615 614 0900
CP3450-12AC4 CP3450-12AC4R	1	4" (100mm) Disc Guard	615 504 1880
	2	Flange (2)	615 606 0430
		Flat wrench	205 048 4230
		Pin wrench	205 048 5003
Flat wrench: 205 048 4230 / Pin wrench: 205 048 6673 / Hex wrench: 895 101 1464			
MODEL	DESCRIPTION	PART NO.	
CP3450-..	Side handle	205 052 4063	
	Exhaust kit	205 054 1503	

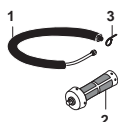
GRINDING

Accessories Angle Grinders

INCLUDED ACCESSORIES



MODEL	ITEM	DESCRIPTION	PART NO.
CP3650-120AA5VK	1	Silencer kit	615 396 1660
CP3650-120AB5VK	2	Vibration-damping side handle	615 576 0660
CP3650-120AH5VK	3	Hose clamp	615 263 0240
CP3650-100AB6VK			



Type 27-42 and 41 wheel



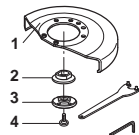
MODEL	ITEM	DESCRIPTION	PART NO.
CP3650-120AA5	.	3/8" air hose nipple for 1/2" (13 mm) ID hose	615 704 0270
CP3650-120AB5	1	Hose clamp	615 263 0240
CP3650-120AA45	2	Exhaust hose	615 875 1130
CP3650-120AB45	3	Side handle	615 576 0380



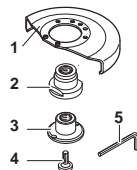
Flap wheels with depressed centre wheels



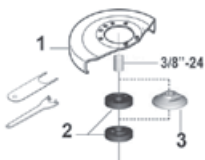
MODEL	ITEM	DESCRIPTION	PART NO.
CP3650-120AB45	1	4.5" (115 mm) Multi-position guard (AB45)	615 504 1980
CP3650-120AB5	1	5" (127 mm) Multi-position guard (AB5)	615 504 1970
	2	Rear flange	615 503 1410
	3	Front flange	615 502 0670
	4	Safety screw	615 614 0760
	.	Pin wrench 1-3/8" (35 mm)	615 802 0100
	.	Hex. key 1/4" A/F (6.35 mm)	615 802 0570



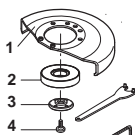
MODEL	ITEM	DESCRIPTION	PART NO.
CP3650-120AH5VK	1	Multi-position guard	615 504 1970
	2	Rear flange	615 503 1240
	3	Front flange	615 502 0620
	4	Safety screw	615 616 1010
	.	Hex. key 6 mm	615 802 0560



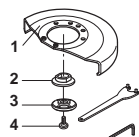
MODEL	ITEM	DESCRIPTION	PART NO.
CP3650-135AC4FK	1	4.5" (100 mm) Disc Guard	615 504 1960
	2	Flange (2)	615 606 5150
	3	Rear Flange	615 503 5150
	.	Flat wrench, 5/8" (16 mm)	615 802 5120
	.	Pin wrench 20-3 mm	615 802 0080



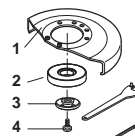
MODEL	ITEM	DESCRIPTION	PART NO.
CP3650-120AB5VK	1	5" (127 mm) Multi-position guard	615 504 1930
	2	Auto balancer	615 990 1810
	3	Front flange	615 502 0670
	4	Safety screw	615 614 0760
	.	Pin wrench 1-3/8" (35 mm)	615 802 0100
	.	Hex. key 1/4" A/F (6.35 mm)	615 802 0570



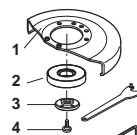
MODEL	ITEM	DESCRIPTION	PART NO.
CP3650-120AA45	1	4.5" (115 mm) Multi-position guard (AA45)	615 504 1980
CP3650-120AA5	1	5" (127 mm) Multi-position guard (AA5)	615 504 1970
	2	Rear flange	615 503 1340
	3	Front flange	615 502 0660
	4	Safety screw	615 614 0760
	.	Pin wrench 1-3/8" (35 mm)	615 802 0100
	.	Hex. key 1/4" A/F (6.35 mm)	615 802 0570



MODEL	ITEM	DESCRIPTION	PART NO.
CP3650-120AA5VK	1	5" (127 mm) Multi-position guard	615 504 1930
	2	Auto balancer	615 990 1810
	3	Front flange	615 502 0660
	4	Safety screw	615 614 0760
	.	Pin wrench 1-3/8" (6.35 mm)	615 802 0100
	.	Hex. key 1/4" A/F (6.35 mm)	615 802 0570



MODEL	ITEM	DESCRIPTION	PART NO.
CP3650-100AB6VK	1	6" (150 mm) Disc Guard	615 504 2020
	2	Auto balancer	615 990 1810
	3	Front Flange	615 502 0670
	4	Safety screw	615 614 0760
	.	Pin wrench 1-3/8" (35 mm)	615 802 0100
	.	Hex. key 1/4" A/F (6.35 mm)	615 802 0570

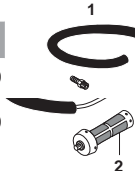




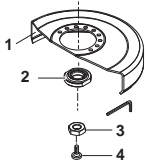
Accessories Angle and Vertical Grinders

INCLUDED ACCESSORIES

MODEL	ITEM	DESCRIPTION	PART NO.
CP3850-...	1	1/2" Air hose nipple, 5/8" (16 mm) ID hose	615 704 0140
	2	Vibration-damping side handle	615 576 0660



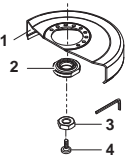
MODEL	ITEM	DESCRIPTION	PART NO.
CP3850-60AB9V	1	9" (230 mm) Disc Guard	205 055 9613
	2	Rear Flange	615 503 1530
	3	Nut 5/8"	615 608 0490
	4	Safety screw	615 614 0340
	.	Hex. key 6 mm	615 802 0560



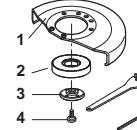
MODEL	ITEM	DESCRIPTION	PART NO.
CP3850-85AH7VE	1	7" (180 mm) Disc Guard (AH7VE)	615 504 2115
CP3850-65AH9VE	1	9" (230 mm) Disc Guard (AH9VE)	615 504 2125
	2	Auto balancer (AH7VE)	615 990 1940
.	3	Rear Flange	615 503 1640
.	4	Front Flange	615 502 0850
.	.	Pin wrench 1-3/8" (35 mm)	615 802 0100
.	.	Hex. key 6 mm	615 802 0560



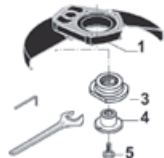
MODEL	ITEM	DESCRIPTION	PART NO.
CP3850-77AB7V	1	7" (180 mm) Disc Guard	615 504 2135
CP3850-85AB7V	2	Rear Flange	615 503 1530
	3	Nut 5/8"	615 608 0490
.	4	Safety screw	615 614 0340
.	.	Hex. key 6 mm	615 802 0560



MODEL	ITEM	DESCRIPTION	PART NO.
CP3850-85AB7VE	1	7" (180 mm) Disc Guard (AB7VE)	615 504 2115
CP3850-65AB9VE	1	9" (230 mm) Disc Guard (AB9VE)	615 504 2125
	2	Auto balancer	615 990 1810
.	3	Front Flange	615 502 0670
.	4	Safety screw	615 614 0760
.	.	Pin wrench 1-3/8" (35 mm)	615 802 0100
.	.	Hex. key 6 mm	615 802 0560



MODEL	ITEM	DESCRIPTION	PART NO.
CP3349-SALAVEL	1	9" (230 mm) Disc Guard	615 504 2250
	3	Rear Flange	615 503 1070
	4	Nut	615 542 1040
	5	Locknut	615 614 0340
	.	Flat wrench 1-1/16" (27 mm)	615 801 0770
.	Hex. key 6 mm	615 802 0560	



MODEL	ITEM	DESCRIPTION	PART NO.
CP3349-...	.	1/2" Air hose nipple, 5/8" (16 mm) ID hose	615 704 0140

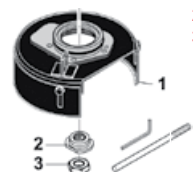
MODEL	ITEM	DESCRIPTION	PART NO.
CP3349-SALAVELE	1	9" (230 mm) Disc Guard	615 504 1830
	2	Rear flange	615 503 1030
	4	Nut	615 542 1040
	5	Locknut	615 614 0340
	.	Pin Wrench 1-3/8" (35 mm)	615 802 0100
	.	Flat wrench 1-1/16" (27 mm)	615 801 0770
.	Hex. key 6 mm	615 802 0560	



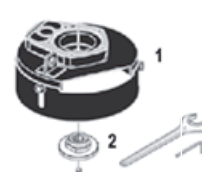
MODEL	ITEM	DESCRIPTION	PART NO.
CP3349-SALAVADE	1	7" (180 mm) Disc Guard	615 504 1820
	2	Rear flange	615 503 1030
	3	Nut	615 542 1040
	4	Locknut	615 614 0340
	.	Pin Wrench 1-3/8" (35 mm)	615 802 0100
	.	Flat wrench 1-1/16" (27 mm)	615 801 0770
.	Hex. key 6 mm	615 802 0560	



MODEL	ITEM	DESCRIPTION	PART NO.
CP3349-SALAVET	1	6" (150 mm) Disc Guard	615 504 1780
	2	Rear flange	615 503 1500
	3	Nut	615 608 0490
	.	Lever	615 595 2020
	.	Hex. key 6 mm	615 802 0610



MODEL	ITEM	DESCRIPTION	PART NO.
CP3349-SALAVETE	1	6" (150 mm) Disc Guard	615 504 1810
	2	Rear flange	615 503 1160
	3	Locknut	615 614 0340
	.	Flat wrench 1-1/16" (27 mm)	615 801 0770
	.	Hex. key 6 mm	615 802 0560



GRINDING

Accessories & Spares Angle Grinders

OPTIONAL ACCESSORIES



MODEL	DESCRIPTION	PART NO.
CP3450-..	Low Vibration handle	615 576 0780
	Exhaust hose adapter	615 730 1870
	Overhose	205 054 7523

AUTO-BALANCER



MODEL	DESCRIPTION	PART NO.
CP3349-SALAVADE/ CP3349-SALAVELE	Auto-balancer	615 503 1460

COLLET HOLDER

MODEL	DESCRIPTION	PART NO.
CP3450-12AC..	Collet holder	615 990 1900
	Collet nut	615 607 1540
	Collet 1/4"	615 526 0630

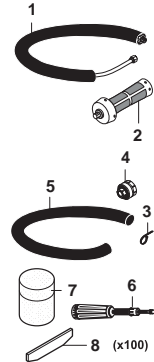
GREASE GUN



MODEL	DESCRIPTION	PART NO.
CP3450-..	Grease gun (capacity 0.8 oz - 24g)	615 990 1490

MODEL	ITEM	DESCRIPTION	PART NO.
CP3650-..	1	Silencer kit	615 396 1660
	2	Vibration-damping side handle	615 576 0660
	3	Hose clamp	615 263 0240
	4	Clippable silencer	615 396 9570
	5	Reinforced cloth-lined exhaust hose L=30" (0.75m)	615 875 1160
	6	Grease gun include 24g	615 990 1490
	7	Grease for bevel gear (1kg)	615 990 1480
.	Blades kit (x100)	615 434 0640	

CP9120/21/22.. CP7540/45/50..	2	Vibration damping side handle	615 576 0780
--	---	-------------------------------	--------------

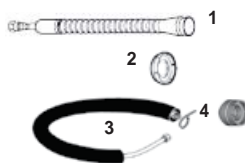


MODEL	ITEM	DESCRIPTION	PART NO.
CP3650-..	A	Dust extraction Kit	615 397 8300
	1	Manifold cutting with screws	615 504 2170
	2	Goble cover plate complete	615 504 2180
	3	Spacer 6mm - Hole 14mm	615 643 0920
	3	Spacer 6mm - Hole 16mm	615 643 0910
	4	Spacer for M14 spindle	615 643 0890
	4	Spacer for 5/8" spindle	615 643 0900
	5	Flange nut M14	615 606 0460
	5	Flange nut 5/8"	615 606 0450
	.	Pin key	615 802 0670



SILENCERS

MODEL	ITEM	DESCRIPTION	PART NO.
CP3019-..	1	Silencer Kit	615 396 1010
	2	Clippable silencer	615 396 1240
CP3109-..	3	Silencer Kit	615 396 1660
	4	Clippable silencer	615 396 6550
CP3450	3	Silencer Kit	615 574 0760



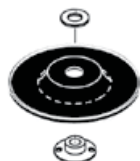
EXHAUST HOSE

MODEL	DESCRIPTION	PART NO.
CP3109-..	Reinforced cloth-lined exhaust hose L= 30" (0.75m)	615 875 1160



PAD

MODEL	DESCRIPTION	PART NO.
CP3450-12AC4 AC45	Backing pad ø 4" (100mm) with nut 3/8"	615 990 1900
CP3450-12AA5/ AB5	Backing pad ø 5" (125mm) with nut 5/8" & M14	615 990 1910



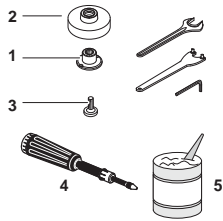
TUNE-UP KITS



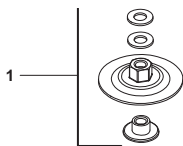
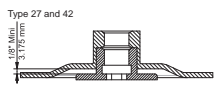
MODEL	TUNE-UP KIT
CP75.. serie	894 017 3442
CP9120CR	205 050 4823
CP9122BR	205 050 4823
CP9122CR	205 050 4823
CP9121BR	205 050 4823
CP9121CR	205 050 4823
CP9121AR	205 050 4823
CP9123	205 050 3733
CP3040	205 054 5223
CP854	C138089
CP3109-13A4	205 054 1673
CP3109-13A4ES	205 054 1663
CP3450-..	615 397 3030
CP3650 Series	205 055 6003
CP3850 Motor Service Kit	205 055 3543
CP3850 Spindle Service Kit	205 055 3553
CP3850 Global Service Kit	205 055 3433

Dimensions - Accessories Angle Grinders

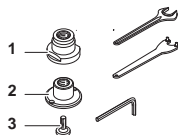
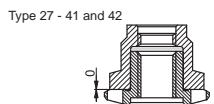
OPTIONAL ACCESSORIES



MODEL	ITEM	DESCRIPTION	PART NO.
CP3850-77ABVE	1	Nut	615 542 1040
CP3850-85ABVE	2	Autobalancer	615 503 1460
	3	Safety screw	615 614 0340
	4	Grease gun	615 990 1490
	5	Grease for bevel gear (1kg)	615 990 1480
	.	Pin spanner 1-3/8" (35 mm)	615 802 0100
	.	Flat spanner	615 801 0770
	.	Hexagon wrench 6 mm	615 802 0560

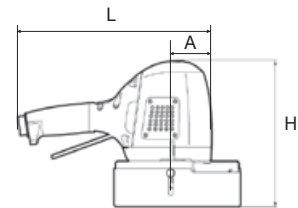
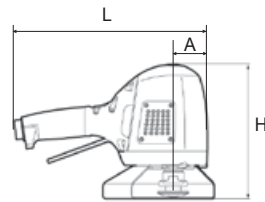
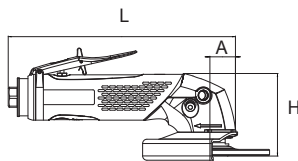


MODEL	ITEM	DESCRIPTION	PART NO.
CP3850-77AB7V	1	Wheel adapter	C087920
CP3850-85AB7V			
CP3850-60AB9V			



MODEL	ITEM	DESCRIPTION	PART NO.
CP3850-77AB7V	1	Rear Flange	615 503 1030
CP3850-85AB7V	2	Nut	615 542 1040
CP3850-60AB9V	3	Safety screw	615 614 0340
	.	Pin Spanner 1-3/8" (35 mm)	615 802 0100
	.	Flat spanner	615 801 0770
	.	Hexagon wrench 6 mm	615 802 0560

DIMENSIONS



ANGLE GRINDER	L		A		H	
	in	mm	in	mm	in	mm
CP7500D	5.5	140	2.52	64	1.04	26.4
CP75... Serie						
CP3040GABTIM	8.3	210	3.5	90	2.6	65
CP3040GASTIM	10.6	270	3.5	90	2.6	65
CP9120CR	9.3	233	1.58	40	1.02	26
CP9120CRN	9.3	233	1.58	40	1.02	26
CP9122BR	9.3	233	1.58	40	1.02	26
CP9122CR	9.3	233	1.58	40	1.02	26
CP9121CR	9.6	240	1.58	40	1.02	26
CP9121BR	9.6	240	1.58	40	1.02	26
CP9121AR	9.6	240	1.58	40	1.02	26
CP854	9	229	1.58	40	1.02	26
CP854E	9	229	1.58	40	1.02	26
CP3019...A.	6.4	163	2.68	68	0.59	15
CP3109...A4	8.5	217	2.68	68	0.59	15
CP3109...A4ES	11.3	287	2.68	68	0.59	15

ANGLE GRINDER	L		A		H	
	in	mm	in	mm	in	mm
CP3450-12A..	9.1	231			4.6	117
CP3650...AC4	9.4	238	1.05	26.8	3.5	88
CP3650...AB/AA..45/5	9.4	238	1.05	26.8	3.4	87
CP3650...AB/AA..VK	9.4	238	1.05	26.8	3.6	93
CP3650...AB6..	9.4	238	1.05	26.8	3.7	93
CP9123	13.4	340	1.34	34	5.5	140
CP857	13.1	334	1.34	34	5.5	140
CP3850-77AB7V	13.1	334	1.14	29	4.8	122
CP3850...AB9V	13.1	334	1.14	29	4.8	122
CP3850...AB7VE/AH7VE	13.1	334	1.14	29	4.2	107
CP3850...AB9VE/AH9VE	13.1	334	1.14	29	4.2	107
CP3349-SALAVADE					7.5	189
CP3349-SALAVEL					8.0	203
CP3349-SALAVELE					7.5	189
CP3349-SALAVET/SALAVELE					8.2	207

FINISHING



▶ PISTOL GRIP SANDERS



▶ BELT SANDERS



▶ ORBITAL SANDERS



▶ JITTERBUG SANDERS



▶ ANGLE SANDERS



HOW TO SELECT YOUR FINISHING TOOL?

STEP 1

Applications

- ▶ Material type
- ▶ Treatment type
- ▶ Finishing type
- ▶ Intensity

STEP 2

Abrasives

- ▶ Shape
- ▶ Grit size
- ▶ Process
- ▶ Rotation type
- ▶ Access

STEP 3

Tools

- ▶ Handling shape
- ▶ Pad / Belt size
- ▶ Speed

SANDING TOOLS

	ANGLE SANDERS	PISTOL SANDER	BELT SANDER	ORBITAL SANDER	IN-LINE SANDER	JITTERBUG SANDER
SUPER INDUSTRIAL	CP3019 CP3650 CP3850	CP3070		CP7220 CP7250 CP9534		
INDUSTRIAL MAINTENANCE AND PRODUCTION	CP3030	CP9778	CP858 CP5080	CP7215 CP7225 CP7255		
GENERAL MAINTENANCE		CP7202	CP9779 CP9780	CP3510 CP3512 CP3514	CP7268	CP7263 CP7264 CP7266 CP7267

FINISHING

<0.7 hp (500 W) Angle Sanders 2" & 3"

The CP3030 Series Benefits

LIGHTWEIGHT & ERGONOMIC

- Industrial Maintenance and Production angle sander
- Ergonomic handle and high speed
- Durable and robust design

CP3030-325AFR

FEATURES

- Gearless durable construction
- Compact composite handle
- Streamlined safety lever



CP3030-325AFR

CP3030-415AFR



FEATURES

- Gearless durable construction
- Compact composite handle
- Streamlined safety lever

CP3030-420AFR

Same features as CP3030-415AFR with 20,000 rpm.

CP3030-515AFR



FEATURES

- Gearless durable construction
- Compact composite handle
- Streamlined safety lever



CP3030



See accessories on pages 130 to 137

 GENERAL MAINTENANCE  INDUSTRIAL MAINTENANCE & PRODUCTION  SUPER INDUSTRIAL

MODEL	PART NUMBER	FREE SPEED		POWER		PAD CAPACITY		PAPER SIZE		SPINDLE THREAD	AIR CONS. AT FREE SPEED		AIR CONS. @LOAD		NET WEIGHT		LENGTH		VIBRATION LEVEL (ISO 28927 (M/S ²))		SOUND PRESS. ISO 15744 - dB(a)	SOUND POWER	AIR INLET
		rpm	hp	W	in.	mm	in.	mm	in.		mm	in.	mm	cfm	l/s	cfm	l/s	lb	kg	in.			
CP3030-325AFR	615 162 0060	25,000	0.4	300	2	50	2	50	1/4-20	21.8	10.3	14.2	6.7	1.9	0.8	6.1	154	<2,5	-	80	91	1/4	
CP3030-415AFR	615 162 0070	15,000	0.54	400	3	75	3	75	3/8-24	21.8	10.3	16.3	7.7	1.1	0.5	6.8	174	<2,5	-	80	91	1/4	
CP3030-420AFR	615 162 0080	20,000	0.54	400	3	75	3	75	3/8-24	27.1	12.8	18.4	8.7	1.9	0.8	6.8	174	<2,5	-	76	87	1/4	
CP3030-515AFR	615 162 0100	15,000	0.7	500	3	75	3	75	3/8-24	25	11.8	20.6	9.7	1.9	0.9	6.8	174	<2,5	-	76	87	1/4	

All models: Hose int. 3/8" (10mm) - @90 PSI (@6.3 Bar)

Listed specifications are for reference only. Please check documents in each tool.

0.2 & 0.5 hp (150 & 375 W) Angle Sanders 3"

CP7202 ★



ROTARY SANDING

FEATURES

- Mini pistol disc sander with 3" (75 mm) Roloc pad
- Rubber molded pistol grip
- Adjustable power regulator

BENEFITS

- General Maintenance application pistol sander
- Compact & lightweight
- Maximized operator control and improved ergonomics lowers fatigue



CP7202

CP3019-12AF ★★ ★★

HIGH PERFORMANCE IN A COMPACT PACKAGE

FEATURES

- Highly durable beveled gearing
- Compact body
- Insulating composite over housing

BENEFITS

- Industrial Maintenance and Production angle sander
- Ergonomic handle and high speed
- Highest durability in demanding applications up to 2,000 hours between maintenance intervals



CP3019-12AF

CP3019-20AF

Same features as CP3019-12AF with 20,000 rpm



See accessories on pages 130 to 137

★ GENERAL MAINTENANCE ★★ INDUSTRIAL MAINTENANCE & PRODUCTION ★★★ SUPER INDUSTRIAL

MODEL	PART NUMBER	FREE SPEED		POWER		PAD CAPACITY		PAPER SIZE		SPINDLE THREAD	AIR CONS. AT FREE SPEED		AIR CONS. @LOAD		NET WEIGHT		LENGTH		VIBRATION LEVEL (ISO 28927 (M/S2))		SOUND PRESS. ISO 15744 - dB(a)	SOUND POWER	AIR INLET
		rpm		hp	W	in.	mm	in.	mm		in.	mm	cfm	l/s	cfm	l/s	lb	kg	in.	mm			
CP3019-12AF	615 160 7080	12,000		0.5	375	3	75	3	75	1/4-20 UNC	17.6	8.3	6.4	3	0.3	0.6	6.3	166	<2.5	-	78	89	1/4
CP3019-20AF	615 160 7090	20,000		0.5	375	3	75	3	75	1/4-20 UNC	19.7	9.3	12.1	5.7	0.3	0.6	6.3	166	2.7	1.3	82	93	1/4
CP7202	894 107 2021	15,000		0.2	150	3	75	3	75	1/4-20 UNC	21	9.9	21	9.9	1.5	0.7	4.7	120	<2.5	-	85	96	1/4

All models: Hose int. 3/8" (10mm) - @90 PSI (@6.3 Bar)

Listed specifications are for reference only. Please check documents in each tool.

FINISHING

CP3070-120G

DURABLE



FEATURES

- One piece robust body
- Low vibration
- Handle exhaust

BENEFITS

- Industrial Maintenance and Production pistol sander
- High durability
- Ergonomics - Compact & easy handling, ideal for limited space applications



CP3070-120G

<0.5 hp (375 W) Pistol Sanders 5"

CP9778



FAST & PRECISE

FEATURES

- Standard-duty hi-speed sander with 5" (125 mm) pad
- Built-in air regulator and variable speed throttle
- Rugged, energy efficient 0.5 hp (375 W) motor

BENEFITS

- General maintenance pistol sander
- Excellent for paint removal, smoothing and rust removal in limited space applications



CP3070-120G



See accessories on pages 130 to 137

 GENERAL MAINTENANCE  INDUSTRIAL MAINTENANCE & PRODUCTION  SUPER INDUSTRIAL

MODEL	PART NUMBER	FREE SPEED		POWER		PAD CAPACITY		PAPER SIZE		SPINDLE THREAD	AIR CONS. AT FREE SPEED		AIR CONS. @LOAD		NET WEIGHT		LENGTH		VIBRATION LEVEL ISO 26927 (M/S ²)		SOUND PRESS.	SOUND POWER	AIR INLET
		rpm		hp	W	in.	mm	in.	mm	in.	cfm	l/s	cfm	l/s	lb	kg	in.	mm	a	k	ISO 15744 - dB(a)		in.
CP3070-120G	615 162 0090	12,000		0.5	375	5	125	5	125	3/8-24	26	12	22	10.5	2.2	1	6.9	175	<2,5	-	84	95	1/4
CP9778	615 193 9778	14,000		0.5	375	5	125	5	125	7/16-20	25	12	21	9.9	2.3	1	10.5	297	<2,5	-	90	101	1/4

All models: Hose int. 3/8" (10mm) - @90 PSI (@6.3 Bar)

Listed specifications are for reference only. Please check documents in each tool.

<0.51 hp (380 W) Belt Sanders

CP9779 ★



FLEXIBLE & EASY HANDLING

FEATURES

- Quick-change belt replacement
- Rubber molded grip
- Adjustable sanding arm

BENEFITS

- Operator comfort
- Excellent for paint removal, weld sanding, smoothing and rust removal in tight areas

CP9780 ★



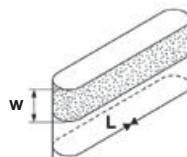
EASY HANDLING & LARGE REMOVAL

FEATURES

- Quick-change belt replacement
- Rubber molded grip
- Adjustable sanding arm

BENEFITS

- Excellent for paint removal, smoothing and rust removal in limited space applications



See accessories on pages 130 to 137

CP858 ★★



PRODUCTIVITY & DURABILITY

FEATURES

- Belt sander 3/8" (10 mm) capacity
- Quick change belt replacement
- Adjustable sanding arm

BENEFITS

- Excellent for paint removal, smoothing and rust removal in limited space applications



CP858



CP858

★ GENERAL MAINTENANCE ★★ INDUSTRIAL MAINTENANCE & PRODUCTION ★★★ SUPER INDUSTRIAL

MODEL	PART NUMBER	FREE SPEED		POWER		BELT CAPACITY		AIR CONS. AT FREE SPEED		AIR CONS. @LOAD		NET WEIGHT		LENGTH		VIBRATION LEVEL (ISO 23927 (M/S ²))		SOUND PRESS. ISO 15744 - dB(a)	SOUND POWER	AIR INLET
		rpm		hp	W	in.	mm	cfm	l/s	cfm	l/s	lb	kg	in.	mm	a	k			
CP858	T025179	18,000		0.4	300	3/8x13	10x330	22	10.4	22	10.4	1.9	0.9	10.8	275	<2.5	-	93	104	1/4
CP9779	615 193 9779	22,000		0.35	260	3/8x13	10x330	13.3	6.3	28	13.1	2	0.9	12	304	<2.5	-	91	102	1/4
CP9780	615 193 9780	20,000		0.51	380	3/4x20.4	19x520	14.6	6.9	30	14.1	3.3	1.5	15	380	<2.5	-	91	102	1/4

All models: Hose int. 3/8" (10mm) - @90 PSI (@6.3 Bar)

Listed specifications are for reference only. Please check documents in each tool.

FINISHING

0.4 & 0.54 hp (300 & 400 W) Belt Sanders

The CP5080 Series Benefits

HIGH PRODUCTIVITY BELT SANDER

- Industrial belt sander
- Ergonomic handle and high speed
- High durability thanks to simple and robust design

CP5080-3260D12

COMPACT SIZE BELT SANDER

FEATURES

- Designed for precise applications
- Sanding head pivots 360° for multi position sanding
- Easy change of abrasives and contact arm



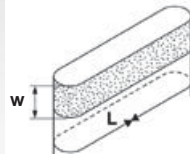
CP5080-3260D12

CP5080-3260D12K

Part No. 615 162 0050

Kit includes:

- 205 054 5513 Guard support 12" belts
- 205 054 5583 Handle CP5080-3260D12
- 205 054 5573 Belt sanding set 12" 5pc CP
- 205 054 5523 Contact arm 1/2"x12" - 5/8" diam.
- 205 054 5543 Contact arm 1/8"x12"
- 205 054 5533 Contact arm 1/2"x12" 5/16" diam
- 205 055 2173 Blowcase CP5080
- 205 055 2183 Sticker blowcase 12" CP5080



MODEL	PART NUMBER	FREE SPEED		POWER		BELT CAPACITY		AIR CONS. AT FREE SPEED		AIR CONS. @LOAD		NET WEIGHT		LENGTH		VIBRATION LEVEL (ISO 28927 (M/S ²))		SOUND PRESS. ISO 15744 - dB(a)	SOUND POWER	AIR INLET
		rpm	hp	W	in.	mm	cfm	l/s	cfm	l/s	lb	kg	in.	mm	a	k				
CP5080-3260D12	615 162 0000	26,000	0.4	300	1/2x12	13x305	21.8	10.3	17.8	8.4	1.7	0.8	11.4	280	<2,5	-	82	93	1/4	
CP5080-3260D12K	615 162 0050	26,000	0.4	300	1/8-1/2x12	3-13x305	21.8	10.3	17.8	8.4	1.7	0.8	11.4	280	<2,5	-	82	93	1/4	
CP5080-3260H19	615 162 0200	26,000	0.4	300	1/2-1x19	13-25x480	21.8	10.3	17.8	8.4	2.5	1.1	14.6	370	<2,5	-	79	90	1/4	
CP5080-4200D24	615 162 0010	20,000	0.54	400	1/2x24	13x610	25.6	12.1	21.6	10.2	3.1	1.4	15.3	390	<2,5	-	78	89	1/4	

All models: Hose int. 3/8" (10mm) - @90 PSI (@6.3 Bar)

Listed specifications are for reference only. Please check documents in each tool.

CP5080-4200D24



UNIVERSAL AND VERSATILE BELT SANDER

FEATURES

- Universal and versatile arm design
- Sanding head pivots 360° for multi position sanding
- Easy change of abrasives and contact arm

CP5080-3260H19



SPECIAL DIMENSION COMPACT BELT SANDER

FEATURES

- Designed for precise applications
- Sanding head pivots 360° for multi position sanding
- Easy change of abrasives and contact arm



0.54 & 0.75 hp (400 & 560 W) Belt Sanders CP5080-4200H18 ★★



HIGH PRODUCTIVITY BELT SANDER

FEATURES


- Designed for work in tight spots
- Sanding head pivots 360° for multi position sanding
- Easy change of abrasives and contact arm

CP5080-4200H18K

Part No. 615 162 0040

Kit includes:

- 205 054 7953 Guard support 18" w/ handle
- 205 054 5603 Handle CP5080-4200H18
- 205 054 5563 Belt sanding set 18" 8pc CP
- 205 054 5483 Contact arm 1/2"x18"
- 205 054 5453 Contact arm 5/8" to 3/4"x 18"
- 205 054 5473 Contact arm 1/8" to 1/2"x 18"
- 20 5055 2173 Blowcase CP5080



CP5080-5220H18

CP5080-5220H18 ★★

LARGE SURFACE BELT SANDER

FEATURES

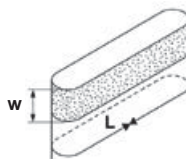
- Designed for large surfaces applications
- Sanding head pivots 360° for multi position sanding
- Easy change of abrasives and contact arm



CP5080-5220H18



See accessories on pages 130 to 137



★ GENERAL MAINTENANCE ★★ INDUSTRIAL MAINTENANCE & PRODUCTION ★★★ SUPER INDUSTRIAL

MODEL	PART NUMBER	FREE SPEED	POWER		BELT CAPACITY		AIR CONS. AT FREE SPEED		AIR CONS. @LOAD		NET WEIGHT		LENGTH		VIBRATION LEVEL (ISO 28927 (M/S ²))		SOUND PRESS.	SOUND POWER	AIR INLET
		rpm	hp	W	in.	mm	cfm	l/s	cfm	l/s	lb	kg	in.	mm	a	k	ISO 15744 - dB(a)		in.
CP5080-4200H18	615 162 0020	20,000	0.54	400	1/2x18	13x457	25.6	12.1	21.6	10.3	2.8	1.3	13.4	340	<2,5	-	80	91	1/4
CP5080-4200H18K	615 162 0040	20,000	0.54	400	1/2-3/4x18	13-19x457	25.6	12.1	21.6	10.2	3.1	1.4	13.4	340	<2,5	-	78	89	1/4
CP5080-5220H18	615 162 0030	22,000	0.75	560	1x18	25x457	31.8	15	27.1	12.8	3.3	1.5	13.4	340	<2,5	-	84	95	1/4

All models: Hose int. 3/8" (10mm) - @90 PSI (@6.3 Bar)

Listed specifications are for reference only. Please check documents in each tool.

FINISHING

CP3514 ★

ERGONOMIC & POWERFUL



FEATURES

- Central Vacuum (CV) model in Hook & Loop Pad
- 5" (125 mm) random orbital palm sander
- 3/16" (5 mm) orbit

BENEFITS

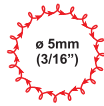
- Operator comfort with ergonomic palm shape
- Productivity increased with low vibrations level
- Powerful and ergonomic palm shape for vertical and horizontal applications



CP3514

0.3 HP (210 W) Orbital Sanders

CP3510 ★



ERGONOMIC & POWERFUL

CP3511

Same features as CP3510 with PSA

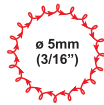
FEATURES

- Non Vacuum (NV) model in Hook & Loop Pad
- 5" (125 mm) random orbital with palm sander
- 3/16" (5 mm) orbit

BENEFITS

- Operator comfort with ergonomic palm shape
- Productivity increased with low vibration level
- Powerful and ergonomic palm shape for vertical and horizontal applications

CP3512 ★



ERGONOMIC & POWERFUL

FEATURES

- Self Vacuum (SV) model in Hook & Loop pad
- 5" (125 mm) random orbital palm sander
- 3/16" (5 mm) orbit

BENEFITS

- Operator comfort with ergonomic palm shape
- Productivity increased with low vibration level
- Powerful and ergonomic palm shape for vertical and horizontal applications



See accessories on pages 130 to 137



MODEL	PART NUMBER	POWER		GRIP	FREE SPEED	PAD CAPACITY		SPINDLE THREAD	AIR CONS. AT FREE SPEED		AIR CONS. @LOAD		NET WEIGHT		PAD TYPE	VAC	VIBRATION LEVEL ISO 28927 (M/S ²)		SOUND PRESS.	SOUND POWER	AIR INLET
		hp	W			in.	mm		cfm	l/s	cfm	l/s	lb	kg			a	k			
CP3510	615 193 3510	0.3	210	Palm	12,000	5	125	5/16-24	19.5	9.2	16	8	1.3	0.7	H&L	SV	3	1.3	81	89	1/4
CP3511	615 193 3511	0.3	210	Palm	12,000	5	125	5/16-24	19.5	9.2	16	8	1.3	0.7	PSA	SV	3	1.3	81	93	1/4
CP3512	615 193 3512	0.3	210	Palm	12,000	5	125	5/16-24	19.5	9.2	16	8	1.4	0.8	H&L	SV	3	1.3	81	91	1/4
CP3514	615 193 3514	0.3	210	Palm	12,000	5	125	5/16-24	19.5	9.2	16	8	1.4	0.8	H&L	CV	3	1.3	81	92	1/4

All models: Hose int. 3/8" (10mm) - @90 PSI (@6.3 Bar)


Listed specifications are for reference only. Please check documents in each tool.

0.3 HP (210 W) Orbital Sanders

CP7225 ★★



POWERFUL & COMFORTABLE



CP7225E / CV

Same features as CP7225 with respectively H&L and Central Vacuum

FEATURES

- Non Vacuum (NV) model in PSA pad
- 6" (150 mm) random orbital with palm sander
- 3/32" (2.5 mm) orbit

CP7225CVE / SVE

Same features as CP7225 with H&L, Central Vacuum and with H&L, Self Vacuum

BENEFITS

- Operator comfort with ergonomic palm shape
- Productivity increased with low vibration level
- Powerful and ergonomic palm shape for vertical and horizontal applications

CP7215SV ★★



POWERFUL & COMFORTABLE



CP7215E

Same features as CP7215SV with H&L

FEATURES

- Self Vacuum (SV) model in PSA pad
- 6" (150 mm) random orbital with palm sander
- 3/8" (10 mm) orbit

CP7215CV

Same features as CP7215SV with H&L and Central Vacuum

CP7215CVE/SVE


Same features as CP7215SV with H&L, Central Vacuum and with H&L, Self Vacuum

BENEFITS

- Operator comfort with ergonomic palm shape
- Productivity increased with low vibration level
- Powerful and ergonomic palm shape for vertical and horizontal applications

CP7255CVE ★★

POWERFUL & COMFORTABLE



FEATURES

- Central Vacuum (CV) model in Hook & Loop Pad
- 6" (150 mm) random orbital palm sander
- 3/16" (5 mm) orbit

BENEFITS

- Operator comfort with ergonomic palm shape
- Productivity increased with low vibrations level
- Powerful and ergonomic palm shape for vertical and horizontal applications



CP7255

Same features as CP7255CVE with PSA

CP7255E / CV

Same features as CP7255CVE with respectively H&L and Central Vacuum

CP7255SV / SVE

Same features as CP7255CVE with respectively Self Vacuum and H&L Self Vacuum

★ GENERAL MAINTENANCE ★★ INDUSTRIAL MAINTENANCE & PRODUCTION ★★★ SUPER INDUSTRIAL

	MODEL	PART NUMBER	POWER		GRIP	FREE SPEED	PAD CAPACITY		SPINDLE THREAD	AIR CONS. AT FREE SPEED		AIR CONS. @LOAD		NET WEIGHT		PAD TYPE	VAC	VIBRATION LEVEL ISO 28927 (M/S ²)		SOUND PRESS	SOUND POWER	AIR INLET
			hp	W			rpm	in.		mm	in.	cfm	l/s	cfm	l/s			lb	kg			
ORBITAL ø 3/8" (10 mm)	CP7215	894 107 2151	0.3	210	Palm	12,000	6	150	5/16-24	18	8	16	7.6	1.7	0.8	PSA	no	8.54	2.9	81	92	1/4
	CP7215CV	894 107 2153	0.3	210	Palm	12,000	6	150	5/16-24	18	8	16	7.6	1.8	0.8	PSA	CV	8.54	2.9	81	92	1/4
	CP7215CVE	894 127 2153	0.3	210	Palm	12,000	6	150	5/16-24	18	8	16	7.6	1.8	0.8	H&L	CV	5.65	1.8	81	92	1/4
	CP7215E	894 127 2151	0.3	210	Palm	12,000	6	150	5/16-24	18	8	16	7.6	1.7	0.8	H&L	no	5.65	1.8	81	92	1/4
	CP7215SV	894 107 2152	0.3	210	Palm	12,000	6	150	5/16-24	18	8	16	7.6	1.8	0.8	PSA	SV	8.54	2.9	81	92	1/4
ORBITAL ø 3/16" (5 mm)	CP7215SVE	894 127 2152	0.3	210	Palm	12,000	6	150	5/16-24	18	8	16	7.6	1.8	0.8	H&L	SV	5.65	1.8	81	92	1/4
	CP7225	894 107 2251	0.3	210	Palm	12,000	6	150	5/16-24	18	8	16	7.6	1.7	0.8	PSA	no	7.65	3.2	81	92	1/4
	CP7225CV	894 107 2253	0.3	210	Palm	12,000	6	150	5/16-24	18	8	16	7.6	1.8	0.8	PSA	CV	7.65	3.2	81	92	1/4
	CP7225CVE	894 127 2253	0.3	210	Palm	12,000	6	150	5/16-24	18	8	16	7.6	1.8	0.8	H&L	CV	3.7	2.1	81	92	1/4
	CP7225E	894 127 2251	0.3	210	Palm	12,000	6	150	5/16-24	18	8	16	7.6	1.7	0.8	H&L	no	3.7	2.1	81	92	1/4
ORBITAL ø 3/16" (5 mm)	CP7225SVE	894 127 2252	0.3	210	Palm	12,000	6	150	5/16-24	18	8	16	7.6	1.8	0.8	H&L	SV	3.7	2.1	81	92	1/4
	CP7255	894 107 2551	0.3	210	Palm	12,000	6	150	5/16-24	18	8	16	7.6	1.7	0.8	PSA	no	8.22	2.3	81	92	1/4
	CP7255CV	894 107 2553	0.3	210	Palm	12,000	6	150	5/16-24	18	8	16	7.6	83	0.8	PSA	CV	8.22	2.3	81	92	1/4
	CP7255CVE	894 127 2553	0.3	210	Palm	12,000	6	150	5/16-24	18	8	16	7.6	83	0.8	H&L	CV	5.13	1.8	81	92	1/4
	CP7255E	894 127 2551	0.3	210	Palm	12,000	6	150	5/16-24	18	8	16	7.6	1.7	0.8	H&L	no	5.13	1.8	81	92	1/4
	CP7255SV	894 107 2552	0.3	210	Palm	12,000	6	150	5/16-24	18	8	16	7.6	1.8	0.8	PSA	SV	8.22	2.3	81	92	1/4
	CP7255SVE	894 127 2552	0.3	210	Palm	12,000	6	150	5/16-24	18	8	16	7.6	1.8	0.8	H&L	SV	5.13	1.8	81	92	1/4


All models: Hose int. 3/8" (10mm) - @90 PSI (@6.3 Bar)

Listed specifications are for reference only. Please check documents in each tool.

FINISHING

0.3 hp (210 W) Orbital Sanders

CP7215H ★★



ø 10mm (3/8")

CP7215HE / HCVE

Same features as CP7215H with handle and H&L / with 2 hands and Central Vacuum



Eco change motor, see page 133

LIGHTWEIGHT & POWERFUL

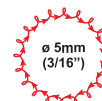
FEATURES

- Non Vacuum (NV) model in PSA Pad
- 2-handed 6" (150 mm) with random orbital palm sander
- 3/8" (10 mm) orbit

BENEFITS

- Operator comfort with ergonomic palm shape
- Productivity increased with low vibration level
- Powerful and ergonomic palm shape for vertical and horizontal applications

CP7255H ★★



ø 5mm (3/16")

CP7255HE / HCVE

Same features as CP7255H with handle and H&L / with 2 hands and Central Vacuum



Eco change motor, see page 133

LIGHTWEIGHT & POWERFUL

FEATURES

- Non Vacuum (NV) model in PSA Pad
- 2-handed 6" (150 mm) with random orbital palm sander
- 3/16" (5 mm) orbit

BENEFITS

- Operator comfort with ergonomic palm shape
- Productivity increased with low vibration level
- Powerful and easy to use for vertical and horizontal applications

CP7268 ★



IN-LINE SANDING

FEATURES

- Heavy-duty dual piston straight line sander
- Twin piston rugged design
- Easy comfort trigger and handle

BENEFITS

- Operator comfort and safe operation
- Ideal tool for fast material removal, body smoothing, and for large surfaces



CP7215HCVE



See accessories on pages 130 to 137

★ GENERAL MAINTENANCE ★★ INDUSTRIAL MAINTENANCE & PRODUCTION ★★★ SUPER INDUSTRIAL

	MODEL	PART NUMBER	POWER		GRIP	FREE SPEED	PAD CAPACITY		PAPER SIZE		SPINDLE THREAD	AIR CONS. AT FREE SPEED		AIR CONS. @LOAD		NET WEIGHT		PAD TYPE	VIBRATION LEVEL (ISO 28927 (M/S ²))		SOUND PRESS.	SOUND POWER	AIR INLET
			hp	W			in.	mm	in.	mm		in.	mm	in.	cfm	l/s	cfm		l/s	lb			
	CP7268	894 107 2680	-	-	Palm	5,000	2.75 x 17.5	70x445	2.75 x 17.5	70x445	-	14	6.6	10.7	5.1	6.1	2.8	-	22.03	13.5	93	104	1/4
ORBITAL ø 3/16" (5 mm)	CP7255HE	894 127 2554	0.3	210	Palm	11,000	6	150	150	6	5/16-24	18	8	18	8.5	1.9	0.9	H&L	3.1	5.2	82	93	1/4
	CP7255HCVE	894 127 2555	0.3	210	Palm	11,000	6	150	150	6	5/16-24	18	8	18	8.5	1.9	0.9	H&L	3.1	5.2	83	94	1/4
	CP7255H	894 107 2554	0.3	210	Palm	11,000	6	150	150	6	5/16-24	18	8	18	8.5	1.9	0.9	H&L	5.4	2.4	81	92	1/4
ORBITAL ø 3/8" (10 mm)	CP7215HE	894 127 2154	0.3	210	Palm	11,000	6	150	150	6	5/16-24	18	8	18	8.5	2	0.9	H&L	4.4	2.8	85	96	1/4
	CP7215HCVE	894 127 2155	0.3	210	Palm	11,000	6	150	150	6	5/16-24	18	8	18	8.5	2	0.9	H&L	4.4	2.8	86	97	1/4
	CP7215H	894 107 2154	0.3	210	Palm	11,000	6	150	150	6	5/16-24	18	8	18	8.5	2	0.9	PSA	4.4	2.8	84	95	1/4

All models: Hose int. 3/8" (10mm) - @90 PSI (@6.3 Bar)

Listed specifications are for reference only. Please check documents in each tool.

0.3 hp (210 W) Orbital Sanders

CP7220E



HIGH PERFORMANCE WITH LOW NOISE NON VACUUM



CP7220SVE

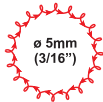
Same features as CP7220E with self-vacuum

CP7250E

Same features as CP7220E with 3/16" (5 mm) orbit

CP7250SVE

Same features as CP7220SVE with 3/16" (5 mm) orbit and self vacuum



FEATURES

- Non-vacuum model available with PSA and Hook & Loop pads
- True oil-free operation to keep contaminants away from your sanding process
- Used for final sanding, finishing and prepolishing processes

BENEFITS

- Industrial orbital sander
- High durability thanks to simple and robust design
- Ideal for versatile sanding applications

CP7220HCVE



HIGH PERFORMANCE WITH LOW NOISE CENTRAL VACUUM



FEATURES

- Central-vacuum model available in PSA and Hook & Loop pads
- True oil-free operation to keep contaminants away from your sanding process
- Used for final sanding, finishing and prepolishing processes

BENEFITS

- Industrial orbital sander
- High durability thanks to simple and robust design
- Ideal for versatile sanding applications

CP7220CVE

HIGH PERFORMANCE WITH LOW NOISE CENTRAL VACUUM



FEATURES

- 0.3 hp (210 W) orbital sander
- True oil-free operation to keep contaminants away from your sanding process
- Central-vacuum model available in PSA and Hook & Loop pads

BENEFITS

- Industrial Maintenance and Production Applications orbital sander
- High durability thanks to simple and robust design
- Ideal for versatile sanding applications



CP7220CVE

CP7250CVE

Same features as CP7220CVE with 3/16" (5 mm) orbit



See accessories on pages 130 to 137

 GENERAL MAINTENANCE  INDUSTRIAL MAINTENANCE & PRODUCTION  SUPER INDUSTRIAL

MODEL	PART NUMBER	POWER		GRIP	FREE SPEED	PAD CAPACITY		SPINDLE THREAD		AIR CONS. AT FREE SPEED		AIR CONS. @LOAD		NET WEIGHT		PAD TYPE	VAC	VIBRATION LEVEL ISO 28927 (M/S ²)		SOUND PRESS.	SOUND POWER	AIR INLET
		hp	W			in.	mm	in.	cfm	l/s	cfm	l/s	lb	kg	a			k	ISO 15744 - dB(A)			
PALM GRIP - ORBITAL ø 3/32" (2.5mm)																						
CP7220CVE	894 170 2970	0.3	210	Palm	12,000	6	150	5/16-24	16.6	7.8	16.6	7.8	1.7	0.8	H&L	CV	3.2	1.4	76	87	1/4	
CP7220E	894 127 2201	0.3	210	Palm	12,000	6	150	5/16-24	16.6	7.8	16.6	7.8	1.7	0.8	H&L	no	3.4	1.3	76	87	1/4	
CP7220SVE	894 127 2202	0.3	210	Palm	12,000	6	150	5/16-24	16.6	7.8	16.6	7.8	1.7	0.8	H&L	SV	3.2	1.4	76	87	1/4	
CP7220HCVE	615 170 3790	0.3	210	Palm	12,000	6	150	5/16-24	16.6	7.8	16.6	7.8	2	0.9	H&L	CV	5.1	3.2	81	92	1/4	
PALM GRIP - ORBITAL ø 3/16" (5mm)																						
CP7250CVE	894 127 2503	0.3	210	Palm	12,000	6	150	5/16-24	16.6	7.8	16.6	7.8	1.7	0.8	H&L	CV	5.7	2.9	76	87	1/4	
CP7250E	894 127 2501	0.3	210	Palm	12,000	6	150	5/16-24	16.6	7.8	16.6	7.8	1.7	0.8	H&L	no	5	2.3	76	87	1/4	
CP7250SVE	894 127 2502	0.3	210	Palm	12,000	6	150	5/16-24	16.6	7.8	16.6	7.8	1.7	0.8	H&L	SV	5.7	2.9	76	87	1/4	

All models: Hose int. 3/8" (10mm) - @90 PSI (@6.3 Bar)

Listed specifications are for reference only. Please check documents in each tool.

FINISHING

CP7250HCVE

HIGH PERFORMANCE
WITH LOW NOISE
CENTRAL VACUUM



FEATURES

- Central-vacuum model available in PSA and Hook & Loop pads
- 0.3 hp (210 W) orbital sander
- True oil-free operation to keep contaminants away from your sanding process

BENEFITS

- Industrial orbital sander
- High durability thanks to simple and robust design
- Ideal for versatile sanding applications



CP7250HCVE

0.3 hp (210 W) Orbital Sanders

CP7220HE



HIGH PERFORMANCE
WITH LOW NOISE
NON VACUUM


FEATURES

- Central-vacuum model available in PSA and Hook & Loop pads
- 0.3 hp (210 W) orbital sander
- True oil-free operation to keep contaminants away from your sanding process

BENEFITS

- Industrial orbital sander
- High durability thanks to simple and robust design
- Ideal for versatile sanding applications

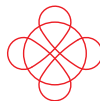
CP9534



HIGH PERFORMANCE
WITH LOW NOISE
CENTRAL VACUUM

CP9674

Same features as
CP9534 with low noise
Central-vacuum



ø 10mm (3/8")

FEATURES

- Central-vacuum model available in PSA and Hook & Loop pads
- True oil-free operation to keep contaminants away from your sanding process
- Great for surface preparation from body filler to paint primer

BENEFITS

- Industrial orbital sander
- High durability thanks to simple and robust design
- Ideal for versatile sanding applications



See accessories on pages 130 to 137



MODEL	PART NUMBER	POWER		GRIP	FREE SPEED	PAD CAPACITY	SPINDLE THREAD	AIR CONS. AT FREE SPEED		AIR CONS. @LOAD		NET WEIGHT		PAD TYPE	VAC	VIBRATION LEVEL ISO 28927 (M/S ²)		SOUND PRESS.	SOUND POWER	AIR INLET	
		hp	W					cfm	l/s	cfm	l/s	lb	kg			a	k				ISO 15744 - dB(A)
PALM GRIP - ORBITAL Ø 3/32" (2.5mm)																					
CP7220HE	615 170 3770	0.3	210	Palm	12,000	6 150	5/16-24	16.6	7.8	16.6	7.8	2	0.9	H&L	SV	5.1	3.2	81	92	1/4	
PALM GRIP - ORBITAL Ø 3/16" (5mm)																					
CP7250HCVE	6151703760	0.3	210	Palm	12,000	6 150	5/16-24	16.6	7.8	16.6	7.8	2	0.9	H&L	CV	4.4	1.9	81	92	1/4	
CP9534	615 193 9534	0.3	210	Palm	9,000	6 150	5/16-24	9	3.2	9	3.2	2.9	1.3	H&L	CV	2.58	1.2	83	94	1/4	
PALM GRIP - ORBITAL Ø 3/8" (10mm)																					
CP9674	615 193 9674	0.3	210	Palm	9,000	6 150	5/16-24	9	3.2	9	3.2	2.3	1.3	H&L	CV	2.54	1.2	83	94	1/4	

All models: Hose int. 3/8" (10mm) - @90 PSI (@6.3 Bar)

Listed specifications are for reference only. Please check documents in each tool.

Jitterbug Sanders

CP7263E ★



ERGONOMIC & POWERFUL

CP7263CVE

Same features as CP7263E with Central Vacuum

FEATURES

- 3"x4-1/4" (74x109 mm) jitterbug rectangle sander
- 3/32" (2.5 mm) orbit
- Powerful 0.3 hp (210 W) motor

BENEFITS

- Operator comfort with ergonomic palm shape
- Powerful and easy to use
- Compact pad great for sanding on small surfaces

CP7264E ★



ERGONOMIC & POWERFUL

CP7264CVE

Same features as CP7264E with Central Vacuum

FEATURES

- 2-3/4"x7-3/4" (70x198 mm) Jitterbug rectangle sander
- 3/32" (2.5 mm) orbit
- Powerful 0.3 hp (210 W) motor

BENEFITS

- Operator comfort with ergonomic palm shape
- Powerful and easy to use
- Long pad ideal for larger surfaces

CP7266E ★



ERGONOMIC & POWERFUL

CP7266CVE

Same features as CP7266E with Central Vacuum

FEATURES

- 3-1/4"x5" (80x130 mm) jitterbug rectangle sander
- 3/32" (2.5 mm) orbit
- Powerful 0.3 hp (210 W) motor

BENEFITS

- Operator comfort with ergonomic palm shape
- Powerful and easy to use
- Universal size pad for versatile use

CP7267E ★



ERGONOMIC & POWERFUL

CP7267CVE

Same features as CP7267E with Central Vacuum

FEATURES

- 3-7/8"-5-5/8" (100x144 mm) jitterbug delta sander
- 3/32" (2.5 mm) orbit
- Powerful 0.3 hp (210 W) motor

BENEFITS

- Operator comfort with ergonomic palm shape
- Powerful and easy to use
- Great for corners with the delta pad



See accessories on pages 130 to 137

★ GENERAL MAINTENANCE ★★ INDUSTRIAL MAINTENANCE & PRODUCTION ★★★ SUPER INDUSTRIAL

MODEL	PART NUMBER	POWER		GRIP	FREE SPEED	PAD CAPACITY		AIR CONS. AT FREE SPEED		AIR CONS. @LOAD		NET WEIGHT		PAD TYPE	VAC	VIBRATION LEVEL ISO 28927 (M/S ²)		SOUND PRESS.	SOUND POWER	AIR INLET
		hp	W			in.	mm	cfm	l/s	cfm	l/s	lb	kg			a	k			
ORBITAL Ø 3/32" (2.5mm)																				
CP7267E	894 107 2670	0.3	210	Palm	10,000	3-7/8"-5-5/8" delta	100x144 delta	18	8.5	18	8.5	1.5	0.7	H&L	no	9.6	3.2	78	89	1/4
CP7267CVE	894 117 2670	0.3	210	Palm	10,000	3-7/8"-5-5/8" delta	100x144 delta	18	8.5	18	8.5	1.6	0.7	H&L	CV	9	3.7	78	89	1/4
CP7266E	894 107 2660	0.3	210	Palm	10,000	3-1/4"x5	80x130	18	8.5	18	8.5	1.5	0.7	H&L	no	7.3	2.9	78	89	1/4
CP7266CVE	894 117 2660	0.3	210	Palm	10,000	3-1/4"x5	80x130	18	8.5	18	8.5	1.3	0.7	H&L	CV	7.7	2.8	78	89	1/4
CP7264E	894 107 2640	0.3	210	Palm	10,000	2-3/4"x7-3/4	70x198	18	8.5	18	8.5	1.2	0.7	H&L	no	9.2	3.4	78	89	1/4
CP7264CVE	894 117 2640	0.3	210	Palm	10,000	2-3/4"x7-3/4	70x198	18	8.5	18	8.5	1.7	0.8	H&L	CV	7.2	2.1	78	89	1/4
CP7263E	894 107 2650	0.3	210	Palm	10,000	3"x4-1/4	74x109	18	8.5	18	8.5	1.4	0.6	H&L	no	9.4	3.0	78	89	1/4
CP7263CVE	894 117 2650	0.3	210	Palm	10,000	3"x4-1/4	74x109	18	8.5	18	8.5	1.5	0.7	H&L	CV	8.9	2.1	78	89	1/4

All models: Hose int. 3/8" (10mm) - @90 PSI (@6.3 Bar)

Listed specifications are for reference only. Please check documents in each tool.

FINISHING

2.3 hp (1,700 W) Sanders

The CP3650 Series Benefits



HIGH PERFORMANCE & ERGONOMICS

- Industrial angle sanders
- Highest durability in demanding applications with up to 2,000 hours between maintenance intervals
- Superior torque for maximal productivity

CP3650-085AB

FEATURES

- High power and torque motor
- Superior durability beveled gearing
- Spindle lock button



CP3650-085AB

CP3650-085AAE

Same features as CP3650-085AB with M14 spindle

CP3650-075AB

Same features as CP3650-085AB with 7,300 rpm

CP3650-075AAE

Same features as CP3650-085AB with 7,500 rpm and M14 spindle

CP3650-120AB



CP3650-120AAE

Same features as CP3650-120AB with M14 spindle

CP3650-135AC4SE

Same features as CP3650-120AB with 3/8"-24 spindle and 13,500 rpm

FEATURES

- High power and torque motor
- Superior durability bevel gear
- Spindle lock button

SEE ALL CP3650 UNIQUE FEATURES ON PAGE 99



CP3650-120AB

SANDERS DELIVERED WITHOUT GUARD, WITHOUT PAD



See accessories on pages 130 to 137



MODEL	PART NUMBER	FREE SPEED		POWER		PAD CAPACITY		SPINDLE THREAD	AIR CONS. AT FREE SPEED		AIR CONS. @LOAD		NET WEIGHT		LENGTH		VIBRATION LEVEL ISO 28927 (M/S ²)		SOUND PRESS. ISO 15744 - dB(A)	SOUND POWER	AIR INLET
		rpm	hp	W	in.	mm	in.		cfm	l/s	cfm	l/s	lb	kg	in.	mm	a	k			
CP3650-075AAE	615 160 7270	7,500	2.3	1,700	7	180	M14	32	15	57	27	3	1.4	9.4	238	3.3	1.6	79	90	3/8	
CP3650-075AB	615 160 7280	7,500	2.3	1,700	7	180	5/8-11	32	15	57	27	3.1	1.4	9.4	238	3.3	1.6	78	89	3/8	
CP3650-085AAE	615 160 7260	8,500	2.3	1,700	7	180	M14	42	20	68	32	3	1.4	9.4	238	3.4	1.7	80	91	3/8	
CP3650-085AB	615 162 0190	8,500	2.3	1,700	7	180	5/8-11	42	20	68	32	3	1.4	9.4	238	3.4	1.7	80	91	3/8	
CP3650-120AAE	615 160 7240	12,000	2.3	1,700	5	125	M14	42	20	68	32	3	1.4	9.4	238	2.9	1.5	85	96	3/8	
CP3650-120AB	615 160 7250	12,000	2.3	1,700	5	125	5/8-11	42	20	68	32	3.1	1.4	9.4	238	2.9	1.5	86	97	3/8	

All models: Hose int. 1/2" (13mm) - @90 PSI (@6.3 Bar)

Listed specifications are for reference only. Please check documents in each tool.

2.8 hp (2,100 W) Sanders

The CP3850 Series Benefits

SUPERIOR PERFORMANCE & ERGONOMICS

- Industrial angle sanders
- Highest durability in demanding applications with up to 2,000 hours between maintenance intervals
- Superior torque for maximum productivity



CP3850-65ABVE



CP3850-60AB

Same features as CP3850-65ABVE with 6,000 rpm free speed and without autobalancer

FOR ANSI MARKET

FEATURES

- Low profile angle head
- Superior durability bevel gear
- Double action safety lever

SEE ALL CP3850 UNIQUE FEATURES ON PAGE 103



CP3850-65ABVE

SANDERS DELIVERED WITHOUT GUARD, WITHOUT PAD



See accessories on pages 130 to 137

CP3850-85ABVE

FEATURES

- Low profile angle head
- Superior durability beveled gearing
- Double action safety lever

CE CERTIFICATION NOT FOR ANSI MARKET



CP3850-85ABVE

CP3850-77AB

Same features as CP3850-85ABVE with 7,700 rpm free speed and without autobalancer

FOR ANSI MARKET

GENERAL MAINTENANCE INDUSTRIAL MAINTENANCE & PRODUCTION SUPER INDUSTRIAL

MODEL	PART NUMBER	FREE SPEED		POWER		PAD CAPACITY		SPINDLE THREAD	AIR CONS. AT FREE SPEED		AIR CONS. @LOAD		NET WEIGHT		LENGTH		VIBRATION LEVEL (ISO 28927 (M/S ²))		SOUND PRESS. ISO 15744 - dB(A)	SOUND POWER	AIR INLET
		rpm		hp	W	in.	mm		in.	cfm	l/s	cfm	l/s	lb	kg	in.	mm	a			
CP3850-60AB	615 170 5000	6,000		2.8	2,100	9	230	5/8-11	38	18	80	38	5.1	2.3	13.4	340	<2.5	-	86	97	1/2
CP3850-77AB	615 170 4990	7,700		2.8	2,100	7	180	5/8-11	33	16	69	32	4.1	2.3	13.4	340	3.6	0.8	84	95	1/2
CE CERTIFICATION - NOT FOR ANSI MARKET																					
CP3850-65ABVE	615 170 4980	6,500		2.8	2,100	9	230	5/8-11	44	21	80	38	5.1	2.3	13.4	340	<2.5	-	89	100	1/2
CP3850-85ABVE	615 170 4970	8,500		2.8	2,100	7	180	5/8-11	36	17	77	36	5.1	2.3	13.4	340	<2.5	-	87	98	1/2

All models: Hose int. 5/8" (15mm) - @90 PSI (@6.3 Bar)

Listed specifications are for reference only. Please check documents in each tool.

FINISHING

Accessories & Spares - Sanders



ANGLE SANDERS 2" & 3" PISTOL SANDERS



BACK-UP PLATE

MODEL	DESCRIPTION	PART NO.
CP9778	ø 4.75" (120mm) Back-up	KF137214
CP9778	ø 3.75" (95mm) Back-up	KF137215
CP7202D	3" ROL-LOC/twist lock backing pad, 1/4 - 20 female thread (must be used with Surface Prep Pad)	CA158102

ACCESSORIES INCLUDED

MODEL	DESCRIPTION	PART NO.
CP3019-..	Exhaust hose 31" (0.80m)	615 875 1060
	Flat wrench	615 801 0030

MODEL	ITEM	DESCRIPTION	PART NO.
CP3070	1	Backing pad 5" (125mm)	205 054 8393
	2	Backing pad 3" (76mm)	205 054 8383
	3	Holder flange	205 054 8403
	.	Wrench kit	205 054 8333

OPTIONAL ACCESSORIES

PADS

MODEL	CAPACITY	PART NO.
CP3019-..	2" (50mm) Pad	205 054 9913
CP3030-325AFR	2" (50mm) Pad	205 054 9913
CP3030-4/5..AFR	3" (76mm) Pad	205 054 9933

SILENCERS

MODEL	DESCRIPTION	PART NO.
CP3019-..	Silencer kit Clippable silencer	615 396 1010 615 396 1240
CP3030-..	Clippable silencer	615 396 1240

COLLET HOLDER

MODEL	ITEM	CAPACITY	PART NO.
CP3030-4..AFR	1	Series 200 collet holder	615 523 0230
CP3030-5..AFR	2	Series 200 collet nut	615 607 1440
	3	Collet, ø 1/8" (2.4 to 3.2mm)	615 526 0610
	.	Collet, ø 5.2 to 6mm	615 526 0620
	.	Collet, ø 1/4" (5.55 to 6.35mm)	615 526 0630
	.	Collet, ø 7.2 to 8mm	615 526 0640

GREASE GUN

MODEL	DESCRIPTION	PART NO.
CP3019-..	Grease gun (capacity 0.8 oz - 24g)	615 990 1490

TUNE-UP KITS

MODEL	PART NO.
CP3070-120G	205 054 8293
CP3030-3.	205 054 6403
CP3030-4..	205 054 7863
CP3030-5..	205 054 7923
CP9778	205 050 6663
CP9779	205 050 3853
CP9780	205 050 3863

Accessories & Spares - Belt sanders



BELT SANDERS








TUNE-UP KITS









MODEL	PART NO.
CP5080-3260..	205 054 6403
CP5080-4200..	205 054 7863
CP5080-5220..	205 054 7923

OPTIONAL ACCESSORIES CP5080 SERIES



CP5080-3260 Series - 12" (305mm)

	GUARD SUPPORT	PART NO.				
	12" (305mm) Guard support	205 054 5513				
	CONTACT ARM	PART NO.	WHEEL ASSEMBLY	PART NO.	PLATTEN PAD SET	PART NO.
	1/2"x12" (13x305mm) - 5/8" (16mm)	205 054 5523	1/2" (13mm) - 5/8" (16mm)	205 054 6443	1/2" x 1.97" (13 x 50mm)	205 054 6233
	1/2"x12" (13x305mm) - 5/16" (8mm)	205 054 5533	1/2" (13mm) - 5/16" (8mm)	205 054 6503	1/2" x 1-15/16" (13 x 49mm)	205 054 6243
	1/8"x12" (3x305mm)	205 054 5543	1/8" (3mm)	205 054 6473		
	1/4"x12" (6x305mm)	205 054 5553	1/4" (6mm)	205 054 6493	5/16" x 2.05" (8 x 52mm)	205 054 6253

CP5080-4200 Series - 18" (457mm)

	GUARD SUPPORT	PART NO.				
	18" (457mm) Guard support	205 054 5443				
	18" (457mm) Guard support with side handle	205 054 7953				
	CONTACT ARM	PART NO.	WHEEL ASSEMBLY	PART NO.	PLATTEN PAD SET	PART NO.
	5/8" to 3/4" x 18" (16 to 19 x 457mm)	205 054 5453	5/8" (16mm)	205 054 6433	3/4" x 2-1/8" (19 x 54mm)	205 054 6263
	1/2" x 18" (13 x 457mm)	205 054 5463	1/2" (13mm)	205 055 0273	11/16" x 1-15/16" (17 x 49mm)	205 054 6273
	1/8" to 1/2" x 18" (3 to 13 x 457mm)	205 054 5473	1/8" (3mm)	205 054 6473		
	1/2" x 18" (13 x 457mm)	205 054 5483	1/2" (13mm)	205 054 6483	1/2" x 2-1/8" (13 x 54mm)	205 054 6283
	1/4" x 18" (6 x 457mm)	205 054 5493	1/4" (6mm)	205 054 6493	5/16" x 2.05" (8 x 52mm)	205 054 6253
	1" x 18" (25 x 457mm)	205 054 5503	1" (25mm)	205 054 6423	26 x 55	205 054 6293

CP5080-5220 Series - 24" (610mm)

	GUARD SUPPORT	PART NO.				
	24" (610mm) Guard support	205 054 5413				
	CONTACT ARM	PART NO.	WHEEL ASSEMBLY	PART NO.	PLATTEN PAD SET	PART NO.
	1/2"x24" (13x610mm)	205 054 5423	1/2" (13mm)	205 054 6443	1/2" x 1.97" (13 x 50mm)	205 054 6243
	1/4" to 1/2"x24" (6 to 13x610mm)	205 054 5433	1/4" (6mm)	205 054 6473		

FINISHING

Accessories & Spares - Belt sanders



BELT SANDERS



DESCRIPTION	IMPERIAL (" INCHES)	METRIC (MM)	FOR TOOL 1/2	FOR TOOL 2/2	GRIT	UNITS	PART NUMBER
Sanding belt	1/8 x 12	3 x 305	CP5080-3260D12(K) + 205 054 5543 contact arm	-	120	10	894 016 9706
					80	10	894 016 9705
					120	10	894 016 9710
1/4 x 12	6 x 305	CP5080-3260D12(K) + 205 054 5553 contact arm	-	40	10	894 016 9707	
				60	10	894 016 9708	
				80	10	894 016 9709	
1/2 x 12	13 x 305	CP5080-3260D12(K) + 205 054 5533 contact arm	-	120	10	894 016 9714	
				40	10	894 016 9711	
				60	10	894 016 9712	
3/8 x 13	10 x 330	CP9779, CP858	-	80	10	894 016 9713	
				100	10	894 016 9005	
				120	10	894 016 9006	
1/8 x 18	3 x 457	CP5080-4200H18 + 205 054 5474 contact arm	CP5080-5220H18 + 205 054 5474 contact arm	60	10	894 016 9003	
				80	10	894 016 9004	
				120	10	894 016 9716	
1/4 x 18	6 x 457	CP5080-4200H18 + 205 054 5493 contact arm	CP5080-5220H18 + 205 054 5493 contact arm	120	10	894 016 9720	
				40	10	894 016 9717	
				60	10	894 016 9718	
1/2 x 18	13 x 457	CP5080-4200H18	CP5080-5220H18 + 205 054 5463 contact arm	80	10	894 016 9719	
				120	10	894 016 9724	
				40	10	894 016 9721	
3/4 x 18	19 x 457	CP5080-4200H18 + 205 054 5453 contact arm	CP5080-5220H18 + 205 054 5453 contact arm	60	10	894 016 9722	
				80	10	894 016 9723	
				120	10	894 016 9728	
1 x 18	25 x 457	CP5080-4200H18 + 205 054 5503 contact arm	CP5080-5220H18	40	10	894 016 9725	
				60	10	894 016 9726	
				80	10	894 016 9727	
3/4 x 20,4	19 x 520	CP9780	-	120	10	894 016 9732	
				40	10	894 016 9729	
				60	10	894 016 9730	
1/4 x 24	6 x 610	CP5080-4220D24 + 205 054 5433 contact arm	-	80	10	894 016 9731	
				100	10	894 016 9009	
				120	10	894 016 9010	
1/2 x 24	13 x 610	CP5080-4220D24	-	60	10	894 016 9007	
				80	10	894 016 9008	
				120	10	894 016 9736	
Sanding belt	1/4 x 24	6 x 610	CP5080-4220D24	-	40	10	894 016 9733
					60	10	894 016 9734
					80	10	894 016 9735
Sanding belt	1/2 x 24	13 x 610	CP5080-4220D24	-	120	10	894 016 9740
					40	10	894 016 9737
					60	10	894 016 9738
Sanding belt	1/4 x 24	6 x 610	CP5080-4220D24	-	80	10	894 016 9739
					120	10	894 016 9739
					80	10	894 016 9739

BELT SANDING SET 12" 5PC - CP

Sanding belt	1/2 x 12	13 x 305	CP5080-3260D12(K) + 205 054 5533 contact arm	-	80	1	205 054 5573
					120	1	
					4913 Medium	1	
Sanding belt	1/4 x 12	6 x 305			80	1	
					120	1	

BELT SANDING SET 18" 8PC - CP

Sanding belt	3/4 x 18	19 x 457	CP5080-4200H18 + 205 054 5453 contact arm	CP5080-5220H18 + 205 054 5453 contact arm	80	1	205 054 5563
					120	1	
					4913 Medium	1	
Sanding belt	1/2 x 18	13 x 457	CP5080-4200H18	CP5080-5220H18 + 205 054 5463 contact arm	80	1	
					120	1	
					4913 Medium	1	
Sanding belt	1/4 x 18	6 x 457	CP5080-4200H18 + 205 054 5493 contact arm	CP5080-5220H18 + 205 054 5493 contact arm	80	1	
					120	1	

TUNE-UP KIT & REPAIR KIT



MODEL	TUNE-UP KIT	MAINTENANCE KIT
CP7220/50..	894 015 8345	894 015 8346
CP7225/55-3 Series	894 016 3459	205 052 2433
CP7215/55H Series	894 016 5875	205 052 2433
CP7215/25/55 Series	894 016 3459	205 052 2433
CP7263/64/66/67 Series	894 016 9233	

MODEL	TUNE-UP KIT
CP7265S/CP7265P	205 053 0943
CP7269S/CP7269P	894 016 7963
CP9778	205 050 6663
CP9779	205 050 3853
CP9780	205 050 3863

Accessories - Orbital Sanders



ORBITAL SANDERS

ACCESSORIES INCLUDED

MODEL	DESCRIPTION	PART NO.
CP7220/50E	6" (150mm) Pad H&L	615 990 1540
CP7220/50HE	6" (150mm) Pad PSA	615 990 1590
CP7220/50CVE/HCVE	6" (150mm) Pad H&L with 6 holes	615 990 1550
CP7220/50SVE	6" (150mm) Pad PSA with 6 holes	615 990 1600
CP9534/CP9674	6" (150mm) Pad H&L with 6 holes	352493
CP7220/50SVE	Dust extraction kit	894 015 8430

OPTIONAL ACCESSORIES

ECO CHANGE MOTOR



MODEL	PART NO.
CP7225-3 Series	894 016 8370
CP7255-3 Series	894 016 8371
CP7225 Series	894 016 8372
CP7255 / CP35.. Series	894 016 8373
CP7215 Series	894 016 8374

VACUUM HOSE ADAPTERS FOR CENTRAL VACUUM SANDERS



MODEL	DESCRIPTION	PART NO.
CP7220/50(H)CVE CP7225/55CVE-3, CP3514/15, CP7225/55/15CV(E), CP7255/15HCVE CP7263/64/66/67CVE	Vacuum hose adaptor ø 1" (25 mm) / ø 1-1/4" (32 mm)	615 350 1170
CP7220/50(H)CVE CP7225/55CVE-3, CP3514/15, CP7225/55/15CV(E), CP7255/15HCVE CP7263/64/66/67CVE	Vacuum hose adaptor ø 1-1/8" (28 mm)	615 804 4480

DUST EXTRACTION KIT FOR SELF GENERATE VACUUM

MODEL	DESCRIPTION	PART NO.
CP3512/13, CP7225/55/15SV(E)	Dust extraction kit (incl. 1 dust bag and its dust hose)	205 052 2453
CP3512/13, CP7225/55/15SV(E)	Dust bag set (incl. 5 dust bags)	205 052 3203

DUST EXTRACTION KIT

MODEL	DESCRIPTION	PART NO.
CP7220/7250 CP9534/9674	Dust extraction kit	894 015 8430

OPTIONAL ACCESSORIES

SANDING PADS (THREAD 5/16"-24)



MODEL	DESCRIPTION	PART NO.
CP7220/50E	6" (150mm) Pad H&L	894 016 3456
CP7220/50HE	6" (150mm) Pad PSA	894 016 3455
CP7220/50CVE/HCVE	6" (150mm) Pad PSA with 6 holes	894 016 3457
CP7220/50CVE/HCVE	6" (150mm) Pad PSA with 15 holes	894 016 8235
CP7220/50CVE/HCVE	6" (150mm) Pad H&L with 15 holes	894 016 8236
CP9534/9674	6" (150mm) Pad PSA with 6 holes	615 990 1600
CP9534/9674	6" (150mm) Pad H&L with 6 holes	615 990 1550
CP9534/9674	Key for pad	164433

SANDING PADS

MODEL	DESCRIPTION	PART NO.
CP7225/55/15(H)	6" (150 mm) Pad PSA with 15 holes	894 016 8235
CP7225/55/15(H)	6" (150 mm) Pad H&L with 15 holes	894 016 8236
CP7225/55/15(H)	6" (150 mm) Pad PSA with 6 holes, 123g (Only CP tools)	894 016 3457
CP7225/55/15(H)	6" (150 mm) Pad H&L with 6 holes, 123g (Only CP tools)	894 016 3458
CP7225/55/15(H)	6" (150 mm) Pad PSA	894 016 3455
CP7225/55/15(H)	6" (150 mm) Pad H&L	894 016 3456
CP3513/15	5" (125 mm) Pad PSA with 5 holes	894 016 6667
CP3512/14	5" (125 mm) Pad H&L with 5 holes	894 016 6668
CP3511	5" (125 mm) Pad PSA	894 016 6665
CP3510	5" (125 mm) Pad H&L	894 016 6666
CP7225/55-3	3" (75 mm) Pad PSA w/o hole	894 016 7203
CP7263E	3"x4-1/4" (74x109 mm) - NV - H&L Pad	894 016 8997
CP7263CVE	3"x4-1/4" (74x109 mm) - CV - H&L Pad	894 016 8998
CP7264 Serie	2-3/4"x7-3/4" (70x198 mm) - CV - H&L Pad Set	894 016 9002
CP7266E	3-1/4"x5" (80x130 mm) - NV - H&L Pad	894 016 8999
CP7266CVE	3-1/4"x5" (80x130 mm) - CV - H&L Pad	894 016 9000
CP7267 Serie	3-7/8"-5-5/8" delta (100x144 mm) - CV - H&L Pad Set	894 016 9001

SANDING PAPER

ROL-LOC SURFACE PREPARATION PAD
(must be used with the 3" ROL-LOC back-up pad)

MODEL	DESCRIPTION	PART NO.
CP7202D	ø 3" (75 mm) Sanding disc 60 Grit (5 pc)	894 016 1712
CP7202D	ø 3" (75 mm) Sanding disc 80 Grit (5 pc)	894 016 1713
CP7202D	ø 3" (75 mm) Sanding disc 100 Grit (5 pc)	894 016 1714
CP7202D	ø 3" (75 mm) Sanding disc 120 Grit (5 pc)	894 016 1715
CP7202D	ø 3" (75 mm) Surface Prep Pad (fine) (5 pc)	894 016 1716
CP7202D	ø 3" (75 mm) Surface Prep Pad (medium) (5 pc)	894 016 1717
CP7202D	ø 3" (75 mm) Surface Prep Pad (course) (5 pc)	894 016 1718
CP7265/69	Nut retainer	KF129586

SANDING ACCESSORIES

MODEL	DESCRIPTION	PART NO.
CP9778	Flange	205 048 5053
	Rod-key	205 048 5043

BACK-UP PLATE

MODEL	DESCRIPTION	PART NO.
CP9778	ø 4.75" (120 mm) Back-up	KF137214
	ø 3.75" (95 mm) Back-up	KF137215
CP7202D	3" ROL-LOC Backing pad, 1/4 - 20 female thread (must be used with Surface Prep Pad)	CA158102

FINISHING

Accessories - Sanders

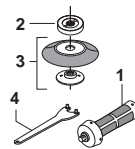


CP3650 ACCESSORIES INCLUDED

MODEL	ITEM	DESCRIPTION	PART NUMBER
CP3650	1	3/8" air hose nipple for 1/2" (13mm) ID hose	615 704 0270
	2	Hose Clamp	615 263 0240
	3	Exhaust hose	615 875 1130
	4	Spanner wrench 17 mm	615 995 1070
	5	Side handle	615 576 0380



MODEL	ITEM	DESCRIPTION	PART NUMBER
CP3650-135AC4SE	1	Vibration-damping side handle	615 576 0660
	2	Flange	615 606 5150
	3	Backing with nut	615 990 1670
	4	Pin wrench	615 802 0080



CP3650 OPTIONAL ACCESSORIES

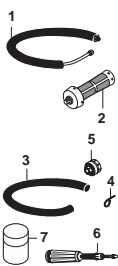
DUST EXTRACTION KIT Ø5" (125 MM) FOR COMPOSITE (NON METAL SANDING)

MODEL	ITEM	DESCRIPTION	PART NUMBER
	Complete kit 615 397 8280		
	1	Suction cap	615 504 1940
	2	Spacer 15 mm (5/8")	615 643 0880
	2	Spacer 15 mm (M14)	615 643 0870
	3	Skirt with brush 5"	615 570 2340
	4	Nut (5/8")	615 606 0450
4	Nut (M14)	615 606 0460	
5	Backing pad 5" (rigid)	615 990 1990	
6	Pin wrench 1-3/8"	615 802 0100	

DUST EXTRACTION KIT Ø5" (125 MM) FOR COMPOSITE CUTTING (DIAMOND DISC)

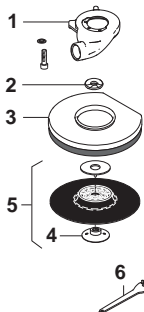
MODEL	ITEM	DESCRIPTION	PART NUMBER
	Complete kit 615 397 8300		
	1	Manifold cutting with screws	615 504 2170
	2	Goble cover plate complete	615 504 2180
	3	Spacer 6mm - Hole 14mm	615 643 0920
	3	Spacer 6mm - Hole 16mm	615 643 0910
	4	Spacer for M14 spindle	615 643 0890
	4	Spacer for 5/8" spindle	615 643 0900
	5	Flange nut M14	615 606 0460
	5	Flange nut 5/8"	615 606 0450
-	Pin key	615 802 0670	

MODEL	ITEM	DESCRIPTION	PART NUMBER
CP3650	1	Silencer kit (55) (-11 dB)	615 396 1660
	2	Vibration-damping side handle	615 576 0660
	3	Reinforced cloth-lined exhaust hose L=30"	615 875 1160
	4	Hose clamp	615 263 0240
	5	Clippable silencer (-6 dB)	615 396 9570
	6	Grease gun include 24g	615 990 1490
	7	Grease for bevel gear (1kg)	615 990 1480
.	Diamond disc 5" (125 mm)	615 804 9150	



DUST EXTRACTION KIT Ø7" (180 MM) FOR COMPOSITE (NON METAL SANDING)

MODEL	ITEM	DESCRIPTION	PART NUMBER
	Complete kit 615 397 8290		
	1	Suction cap	615 504 1940
	2	Spacer 15 mm (5/8")	615 643 0880
	2	Spacer 15 mm (M14)	615 643 0870
	3	Skirt with brush	615 570 2310
	4	Nut (5/8")	-
4	Nut (M14)	-	
5	Backing pad 7" (rigid)	615 990 1340	
6	Pin wrench 1-3/8" (35 mm)	615 802 0100	

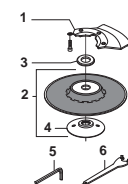


MODEL	ITEM	DESCRIPTION	PART NUMBER
	1	Sanding guard 7" (180 mm) kit	615 504 2050

SANDING KIT FOR STANDARD ABRASIVE DISC Ø5" (125MM)

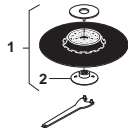
MODEL	ITEM	DESCRIPTION	PART NUMBER
	1	Semi-hard backing pad Ø5" (125mm) with nut M14 & 5/8" (max speed 12000 rpm)	615 804 0740

MODEL	ITEM	DESCRIPTION	PART NUMBER
CP3650 (A&B)	Complete kit 615 396 0720		
	1	Guard	615 504 1450
	2	Ventilated backing	615 990 1270
	3	M14 washer	615 641 0270
	3	5/8" washer	615 642 0500
	4	Nut (M14)	-
4	Nut (5/8)	615 606 0290	
5	Hex key 5/16"	615 802 0610	
6	Pin wrench 1-3/8" (35 mm)	615 802 0100	



Accessories & Spares - Sanders

MODEL	ITEM	DESCRIPTION	PART NUMBER
CP3650-075AAE CP3650-085AAE	1	Backing pad 7" (180 mm)(soft)	615 990 1330
	1	Backing pad 7" (180 mm) (rigid)	615 990 1340
	2	Nut (M14)	-
	2	Nut (5/8")	-
	-	Pin wrench 1-3/8" (35 mm)	615 802 0100



MODEL	ITEM	DESCRIPTION	PART NUMBER
CP3650-075AAE CP3650-085AAE	1	Rigid velcro-backed backing pad 7" (180 mm) (M14x2)	615 990 1450
	1	Rigid velcro-backed backing pad 6" (150 mm) (M14x2)	615 990 1370

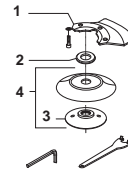


MODEL	ITEM	DESCRIPTION	PART NUMBER
CP3650-075AB CP3650-085AB	1	Rigid velcro-backed backing pad 7" (180 mm) (5/8"-11)	615 990 1460
	1	Rigid velcro-backed backing pad 6" (150 mm) (5/8"-11)	615 990 1380



SANDING KIT FOR SEMI-RIGID DISC Ø5" (125 MM)

MODEL	ITEM	DESCRIPTION	PART NUMBER	
CP3650-...AA	Complete kit			615 396 0750
	1	Guard (CE only)	615 504 1450	
	2	M14 washer	615 641 0270	
	3	Nut (M14)	615 606 0220	
	4	Complete backing	615 990 1290	
	5	Hex key 5/16"	615 802 0610	
	-	Pin wrench 1-3/8" (35 mm)	615 802 0100	



TUNE-UP KIT & REPAIR KIT



MODEL	PART NUMBER
CP3650	205 055 6003

FINISHING

Accessories - Sanders



CP3850 ACCESSORIES INCLUDED

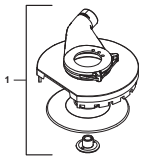
MODEL	DESCRIPTION	PART NUMBER
CP3850-60AB/77AB	Vibration damping side handle	615 576 0660
	1/2" Air hose nipple for 5/8" (15 mm) ID hose	615 704 0140
	Rear flange	615 503 1070

MODEL	DESCRIPTION	PART NUMBER
CP3850-65ABVE	Vibration damping side handle	615 576 0660
CP3850-85ABVE	1/2" Air hose nipple for 5/8" (15 mm) ID hose	615 704 0140
	Auto balancer	615 990 1950

CP3850 OPTIONAL ACCESSORIES

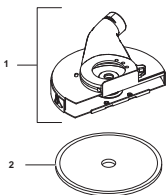
DUST EXTRACTION KIT Ø7" (180 MM) FOR COMPOSITE (NON METAL SANDING)

MODEL	ITEM	DESCRIPTION	PART NUMBER
CP3850-85ABVE / CP3850-65ABVE / CP3850-77AB / CP3850-60AB	1	Complete kit	205 055 3563
		Manifold CP3850 with screws	615 504 2190
		Push fit hood with brush	615 570 2310
		Spacer 9mm	615 643 0930
		Spacer 6mm hole 16mm	615 643 0910
		Backing pad 180mm	615 990 2000
		Flange nut 5/8 H16	615 606 0470
		Pin key	615 802 0670



DUST EXTRACTION KIT Ø7" (180 MM) FOR COMPOSITE CUTTING (DIAMOND DISC)

MODEL	ITEM	DESCRIPTION	PART NUMBER	
CP3850-85ABVE / CP3850-65ABVE / CP3850-77AB / CP3850-60AB	1	Complete kit	205 055 3573	
		Manifold CP3850 cutting with screws	615 504 2200	
		Gable cover plate complete	615 504 2210	
		Spacer 25mm hole 16mm	615 643 0900	
		2	Flange nut 5/8 H21	615 606 0480
			Pin key	615 802 0100
			Diamond cutter blade 180mm	615 811 1450

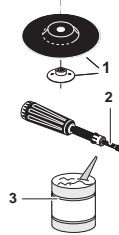


TUNE-UP KIT & REPAIR KIT

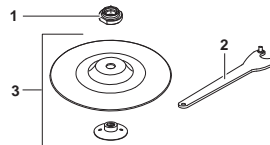
MODEL	DESCRIPTION	TUNE-UP KIT
CP3850	Motor Service Kit	205 055 3543
	Spindle Service Kit	205 055 3553
	Global Service Kit	205 055 3433

PADS

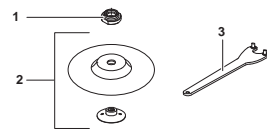
MODEL	ITEM	DESCRIPTION	PART NUMBER	
CP3850-65ABVE / CP3850-60AB	1	Rigid backing pad with nut 5/8", Ø 180 mm (7") (max. 8,500 rpm)	615 990 1340	
		2	Grease gun	615 990 1490
		3	Grease for bevel gear (1Kg)	615 990 1480



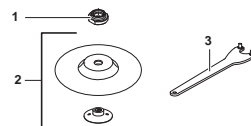
MODEL	ITEM	DESCRIPTION	PART NUMBER	
CP3850-65ABVE / CP3850-60AB	1	Rear flange (ABVE)	615 503 1070	
		2	Pin spanner 1-3/8" (35 mm)	615 802 0100
		3	Soft backing Pad 9" (230 mm) kit	615 990 1410



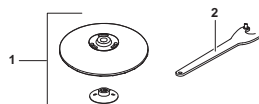
MODEL	ITEM	DESCRIPTION	PART NUMBER	
CP3850-85ABVE / CP3850-77AB	1	Rear flange (ABVE)	615 503 1070	
		2	Pad 7" (180mm) kit	615 990 1330
		3	Pin spanner 1-3/8" (35 mm)	615 802 0100



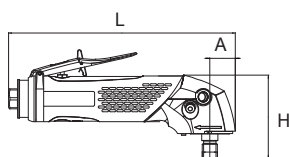
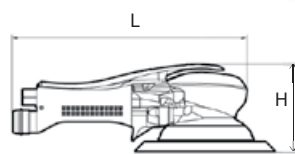
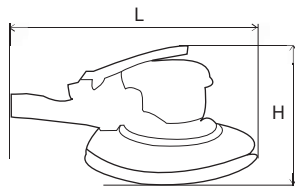
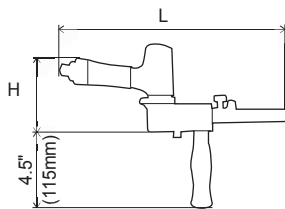
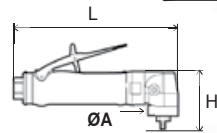
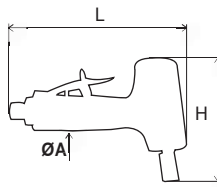
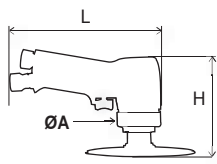
MODEL	ITEM	DESCRIPTION	PART NUMBER	
CP3850-85ABVE / CP3850-77AB	1	Rear flange (ABVE)	615 503 1070	
		2	Rigid Pad 7" (180mm)	615 990 1340
		3	Pin spanner 1-3/8" (35 mm)	615 802 0100



MODEL	ITEM	DESCRIPTION	PART NUMBER
CP3850-77AB	1	Spiracool Pad 7" (180mm)	S091836
		2	Pin spanner 1-3/8" (35 mm)



Dimensions



	L		H		A	
	in.	mm	in.	mm	in.	mm
CP7202	6.5	166	4.3	110		
CP3030-3...	6.1	154	4.1	103	1.6	41
CP3030-4...	6.8	174	3.7	93	1.7	43
CP3030-5...	6.8	174	5.5	139	1.7	43
CP3019-...AF	6.5	166	3.7	93	1.18	30
CP3070-120G	6.9	175	4.2	108	1.97	50
CP9778	8.2	203	4.5	115		

BELT SANDERS	L		H		W	
	in.	mm	in.	mm	in.	mm
CP858	11.8	300	3.3	85	1.8	45
CP9778	11.8	300	3.3	85	1.8	45
CP9780	14.4	365	4.1	105	2.7	70
CP5080-3260D12	11.4	290	3.7	95	2.7	70
CP5080-4200D24	15.3	390	4.5	115	2.9	75
CP5080-3260H18	14.5	370	9.8	250	3.1	80
CP5080-5220H18	14.5	370	9.8	250	3.1	80
CP5080-3260H19	14.5	370	4	100	3.1	80

ORBITAL SANDERS	L		H	
	in.	mm	in.	mm
CP3510	6.3	160	4.1	105
CP3511	6.3	160	4.1	105
CP3512	8.3	211	4.1	105
CP3514	7.9	200	4.1	105
CP7215/25/55 - (NV)-E	7.3	185	4.1	105
CP7215CV/25CV/55CV -E	8.7	221	4.1	105
CP7215SV/25SV/55SV -E	9.1	232	4.1	105
CP7215H/55H-E	11.2	285	3.8	96
CP7215HCVE/55HCVE	11.2	285	3.8	96
CP7220/50E	5.0	127	3.7	95
CP7220/50SVE	7.3	186	3.3	83
CP7220/50CVE	7.3	186	3.3	83
CP7220/50HE	9.7	246	3.3	83
CP722/50HCVE	10	255	3.3	83
CP9534/CP9674	7.5	190	3.3	83
CP7263E	5.7	145	3	75
CP7263CVE	7.3	185	3	75
CP7264E	7.9	200	3.1	80
CP7264ECVE	9.5	240	3.1	80
CP7266E	6.1	155	2.7	70
CP7266CVE	7.7	195	2.7	70
CP7267E	7.3	185	4	100
CP7267CVE	8.8	225	4	100
CP7268	16.5	420	5.9	150

	L		H		A	
	in.	mm	in.	mm	in.	mm
CP3650-...AC4SE	9.4	238	3.4	87.5	1.1	26.8
CP3650-...AAE	9.4	238	3.4	87.8	1.1	26.8
CP3650-...AB	9.4	238	3.6	92.8	1.1	26.8
CP3850-...AB	13.1	334	4.3	107	1.2	29
CP3850-...ABVE	13.1	334	4.1	104	1.2	29

DRILLING



▶ PISTOL DRILLS

- From maintenance to very intensive industrial duty
- Hole drilling capacity up to 1/2" (13 mm) diameter in steel
- Extra-support side handle recommended for better handling with larger drilling capacity and higher torque

▶ CORNER DRILLS

- Ideal for drilling, reaming & tapping
- Hole drilling capacity up to 2" (50 mm) dia. in mild steel, cast iron



HOW TO SELECT YOUR DRILLS?

STEP 1

Material

STEP 2

Drill bits size

STEP 3

Tool type

- ▶ Handle type
- ▶ Duty
- ▶ Reversible or non reversible
- ▶ Chuck capacity / type / brand
- ▶ Speed / stall torque

① Material - ② Drill bit size - ③ Handle Type/Duty/Reversible or non-reversible

Material / Cutting speed			Stainless Steel 9-12 m/min		Forged Steel 12-15 m/min		Mild Steel 24-33 m/min ①		Soft Cast Iron, Plastic 30-45 m/min		Aluminum, Brass, Bronze 60-90 m/min		Wood 90-120 m/min		Handle Type	Duty	Reversible or non-reversible	Model
Free speed rpm	ft.lbs Stall Torque	Nm	in.	mm	in.	mm	in.	mm	in.	mm	in.	mm	in.	mm				
4500	2.4	3.2	-	-	-	-	3/64-5/64	1-2	3/64-1/8	1-3	5/32-1/4	4-6	3/16-1/4	5-6	Pistol	★★	Non-reversible	CP1014P45
3300	2.6	3.5	-	-	-	-	3/64-1/8	1-3	5/64-5/32	2-4	5/32-1/4	4-6	3/16-1/4	5-6			Non-reversible	CP1014P33
2400	3.4	4.6	-	-	3/64-5/64	1-2	5/64-5/32	2-4	1/8-3/16	3-5	5/32-1/4	4-6	-	Non-reversible			CP1014P24	
500	18.2	24.5	5/64-3/16	2-5	3/16-5/16	5-8	1/4-3/8	6-10	1/4-3/8	6-10	-	-	-	Non-reversible			CP1014P05	
6000	2.5	3.4	-	-	-	-	-	-	-	-	5/64-3/16	2-5	3/16-5/16	5-8			Non-reversible	CP1117P60
3200	4.0	5.4	-	-	-	-	5/64-5/32	2-4	1/8-1/4	3-6	1/4-5/16	6-8	5/16-3/8	8-10		Non-reversible	CP1117P32	
2600	4.7	6.3	-	-	-	-	1/8-1/4	3-6	5/32-5/16	4-8	1/4-3/8	6-10	5/16-3/8	8-10		Non-reversible	CP1117P26	
900	14.3	19.3	5/64-1/8	2-3	5/64-1/4	2-6	5/16-15/32	8-12	3/8-1/2	10-13	3/8-1/2	10-13	-	-		Non-reversible	CP1117P09	
500	22.2	30.0	5/64 - 1/4	2-6	1/4 - 3/8	6-10	5/16-1/2	8-13 ②	3/8-1/2	10-13	-	-	-	-		Non-reversible	CP1117P05 ③	
800	25.3	34.3	1/8-3/16	3-5	5/32-5/16	4-8	5/16-1/2	8-13	3/8-5/8	10-16	3/8-5/8	10-16	-	-		D-shape	Non-reversible	CP1816
480	57.8	78.4	-	-	9/16-5/8	14-16	9/16-7/8	14-22	9/16-7/8	14-22	-	-	-	-	Rotary	★★★	Reversible	CP1820R22
380	144.6	196.0	-	-	7/8-1	23-25	7/8-1-1/4	23-32	1 - 1-1/4	25-32	-	-	-	-	Rotary	★★★	Reversible	CP1820R32
430	59.3	80.4	-	-	9/16-7/8	14-22	9/16-7/8	14-22	9/16-7/8	14-22	-	-	-	-	Corner	★★★	Reversible	CP1720R22
350	130.1	177.0	-	-	7/8-1	23-25	7/8-1-1/4	23-32	1 - 1-1/4	25-32	-	-	-	-	Corner	★★★	Reversible	CP1720R32
140	289.3	392.0	-	-	1-1/4	32	1-1/4 - 2	32-50	1-1/4 - 2	32-50	-	-	-	-	Angle	★★★	Reversible	CP1720R50
1800	3.3	4.5	-	-	-	-	5/64-5/32	2-4	5/32-1/4	4-6	1/4-5/16	6-8	5/16-3/8	8-10	Straight	★★★	Reversible	CP879
2800	3.9	5.3	-	-	-	-	5/64-5/32	2-4	5/32-1/4	4-6	1/4-5/16	6-8	5/16-3/8	8-10	Straight	★★★	Non-reversible	CP887
2800	2.4	3.3	-	-	-	-	3/64-1/8	1-3	5/64-5/32	2-4	5/32-1/4	4-6	-	-	Pistol	★	Non-reversible	CP7300
2700	2.2	3.0	-	-	-	-	3/64-1/8	1-3	5/64-5/32	2-4	5/32-1/4	4-6	-	-			Reversible	CP7300R
2000	3.5	4.8	-	-	-	-	5/64-5/32	2-4	5/32-1/4	4-6	1/4-5/16	6-8	5/16-3/8	8-10			Reversible	CP9790/9792
800	9.1	12.4	-	-	5/64-3/16	2-5	1/4-3/8	6-10	3/8-1/2	10-13	-	-	-	Reversible			CP9789/9791	
2400	3.1	4.2	-	-	-	-	5/64-5/32	2-4	5/32-1/4	4-6	1/4-5/16	6-8	5/16-3/8	8-10			Non-reversible	CP785
500	11.3	15.4	-	-	5/64-3/16	2-5	1/4-3/8	6-10	3/8-1/2	10-13	-	-	-	Non-reversible		CP785H		
4200	1.9	2.5	-	-	-	-	-	-	3/64-1/8	1-3	5/32-1/4	4-6	1/4 - 3/8	6-10		Reversible	CP789R-42	
2600	3.1	4.2	-	-	-	-	5/64-5/32	2-4	5/32-1/4	4-6	1/4-5/16	6-8	5/16-3/8	8-10		Reversible	CP789R-26	
500	15.6	21.1	5/64-3/16	2-5	3/16-5/16	5-8	5/16-1/2	8-13	3/8-1/2	10-13	-	-	-	Reversible		CP789HR		

Remarks : Drill bit size on the table is our suggested range for proper drilling from the speed and stall torque of drills, it could be varied depending on drill working conditions.

DRILLING

1/4" - 3/8" High Speed Drills

CP7300 ★

2,800 RPM



COMPACT & COMFORTABLE

FEATURES

- 1/4" (6 mm) compact drill
- Ergonomic grip and lightweight, only 1.35 lbs (0.61 kg)
- Teasing throttle

CP7300R

Similar features as CP7300 with reversible function (2,700 rpm)

BENEFITS

- Ideal for efficient general maintenance drilling in confined areas.
- Good precision to allow for very slow start-up and control throughout the drilling process
- Excellent for drilling, honing, reaming, and hole sawing

CP9790 ★

2,000 RPM



REVERSIBLE, PRODUCTIVITY

FEATURES

- 3/8" (10 mm) reversible pistol drill
- Industrial quality Jacobs chuck
- Ergonomic grip

CP9792

Same features as CP9790 with keyless chuck

BENEFITS

- High productivity for general maintenance
- Maximize operator comfort
- Power suitable for many applications

CP785 ★★



2,400 RPM



DURABILITY AND SMOOTH OPERATION

FEATURES

- 3/8" (10 mm) pistol drill
- Powerful energy efficient motor resists stalls
- Handle exhaust

BENEFITS

- Industrial maintenance duty and designed for smooth operation and extended tool life
- Ideal tool for all types of maintenance work

CP789R-26 ★★



2,600 RPM



REVERSIBLE, HIGH POWER & DURABILITY

CP789R-42

Similar features as CP789R-26 with 4,200 rpm

FEATURES

- 3/8" (10 mm) reversible pistol drill
- Powerful 0.4 hp (320 W) motor
- Teasing throttle

BENEFITS

- Industrial maintenance duty and designed for operators' productivity, durability, and comfort
- Great tool for honing and heavy drilling



See accessories on pages 146

★ GENERAL MAINTENANCE ★★ INDUSTRIAL MAINTENANCE & PRODUCTION ★★★ SUPER INDUSTRIAL

MODEL	PART NUMBER	FREE SPEED	POWER		CHUCK CAPACITY		SPINDLE	STALL TORQUE		NET WEIGHT		LENGTH		AIR CONS. @LOAD		VIBRATION LEVEL		SOUND PRESS.	SOUND POWER	AIR INLET
		rpm	hp	W	in.	mm	in.	ft.lb	Nm	lb	kg	in.	mm	cfm	l/s	a	k	ISO 15744-dB(A)	in.	
CP7300	894 107 3000	2,800	0.3	230	1/4	6	3/8-24	2.4	3.3	1.4	0.6	5	127	16.4	8	<2.5	-	86	97	1/4
CP7300R	894 107 3001	2,700	0.3	200	1/4	6	3/8-24	2.2	3.0	1.4	0.6	5	127	16.4	8	<2.5	-	87	98	1/4
CP785	T022698	2,400	0.5	375	3/8	10	3/8-24	3.1	4.2	2.3	1	7	178	16.5	8	<2.5	-	90	101	1/4
CP789R-26	T025180	2,600	0.4	320	3/8	10	3/8-24	3.1	4.2	2.5	1.1	7	178	30	14	<2.5	-	95	106	1/4
CP789R-42	T025198	4,200	0.4	320	3/8	10	3/8-24	1.9	2.5	2.5	1.1	7	178	30	14	<2.5	-	96	107	1/4
CP9790	615 194 9790	2,000	0.4	270	3/8	10	3/8-24	3.5	4.8	3.0	1.4	6.5	165	24	11	<2.5	-	89	100	1/4
CP9792	615 194 9792	2,000	0.4	270	3/8	10	3/8-24	3.5	4.8	2.6	1.2	8.5	216	24	11	<2.5	-	90	101	1/4

All models: Hose int. 3/8" (10mm) - @90 PSI (@6.3 Bar)

Listed specifications are for reference only. Please check documents in each tool or on www.cp.com

1/4" - 3/8" High Speed Drills

CP887 ★

2,800 RPM



POWERFUL IN-LINE

FEATURES

- 3/8" (10 mm) in-line drill
- Built-in regulator for efficient control

BENEFITS

- Power and speed for general maintenance
- Great productivity
- Good for vertical drilling and to reach confined areas

CP879 ★

1,800 RPM



ANGLE DRILL FOR EASY ACCESS, REVERSIBLE

FEATURES

- 3/8" (10 mm) angle drill
- Compact low profile head to get into confined spaces
- Reverse valve for easy directional change

BENEFITS

- Compact angle head for general maintenance
- Operator control from start up through rundown
- Ideal for drilling and screw driving in confined areas



CP1014P45

CP1014P45 ★★

4,500 RPM



HIGH SPEED, COMPACT, DURABILITY & PRECISION

FEATURES

- 1/4" (6 mm) industrial pistol drill with Jacobs industrial keyed chuck
- Ergonomic & compact body, Quiet, low vibration
- High power, 0.5 hp (375W), and excellent control with teasing throttle

BENEFITS

- High productivity thanks to high power with great control and high quality keyed chuck
- Operator comfort thanks to exclusive ergonomic features
- Intensive duty and high durability for general maintenance

CP1014P33

Similar features as CP1014P45 with 3,300 rpm

CP1014P24

Similar features as CP1014P45 with 2,400 rpm



See accessories on pages 146

★ GENERAL MAINTENANCE ★★ INDUSTRIAL MAINTENANCE & PRODUCTION ★★★ SUPER INDUSTRIAL

MODEL	PART NUMBER	FREE SPEED		POWER		CHUCK CAPACITY		SPINDLE		STALL TORQUE		NET WEIGHT		LENGTH		AIR CONS. @LOAD		VIBRATION LEVEL ISO 29527 (M/S ²)		SOUND PRESS.	SOUND POWER	AIR INLET
		rpm		hp	W	in.	mm	in.		ft.lb	Nm	lb	kg	in.	mm	cfm	l/s	a	k	ISO 15744-dB(A)		in.
CP887	T025376	2,800		0.5	375	3/8	10	3/8-24		3.9	5.3	2.3	1	8	203	27	13	<2.5	-	99	110	1/4
CP879	T023999	1,800		0.3	200	3/8	10	3/8-24		3.3	4.5	2.3	1	8.3	210	21	10	<2.5	-	95	106	1/4
CP1014P45	615 158 0010	4,500		0.5	375	1/4	6.5	3/8-24		2.4	3.2	1.2	0.5	6.7	160	21.2	10	3	1.4	78	89	1/4
CP1014P33	615 158 0030	3,300		0.5	375	1/4	6.5	3/8-24		2.6	3.5	1.2	0.5	6.7	160	19	9	<2.5	-	78	89	1/4
CP1014P24	615 158 0050	2,400		0.5	375	1/4	6.5	3/8-24		3.4	4.6	1.2	0.5	6.7	160	19	9	3.1	2.0	78	89	1/4

All models: Hose int. 3/8" (10mm) - @90 PSI (@6.3 Bar)

Listed specifications are for reference only. Please check documents in each tool or on www.cp.com

DRILLING

3/8" - 1/2" Low Speed Drills

CP1117P26 ★★

2,600 RPM



HIGH POWER, DURABILITY & PRECISION

FEATURES

- 3/8" (10 mm) industrial pistol drill with Jacobs industrial keyed chuck
- The best power to weight ratio with 1 hp (750 W) motor
- Durable gearbox reduce maintenance cost and downtime

BENEFITS

- Improve your productivity thanks to high power & speed
- Operator comfort thanks to exclusive ergonomic features
- Designed for intensive duty and high durability for industrial production applications

CP1117P26

Keyless Chuck

Same features as CP1117P26 with keyless chuck

CP1117P26

W/O Chuck

Same features as CP1117P26 without chuck

CP1117P32

Similar features as CP1117P26 with 3,200 rpm

CP1117P60

Similar features as CP1117P26 with 6,000 rpm

CP1014P05 ★★

500 RPM



HIGH TORQUE, COMPACT, DURABILITY & PRECISION

FEATURES

- 3/8" (10 mm) industrial pistol drill with Jacobs industrial keyed chuck
- Ergonomic & compact body, quiet, low vibration
- High power 0.5hp (375W) with excellent control by teasing throttle handle

BENEFITS

- High productivity thanks to high power with great control and high quality keyed chuck
- Operator comfort thanks to exclusive ergonomic features
- Designed for intensive duty and high durability for industrial production applications



Keyless chuck
CP1117P26



See accessories on pages 146

★ GENERAL MAINTENANCE ★★ INDUSTRIAL MAINTENANCE & PRODUCTION ★★★ SUPER INDUSTRIAL

MODEL	PART NUMBER	FREE SPEED		POWER		CHUCK CAPACITY		SPINDLE		STALL TORQUE		NET WEIGHT		LENGTH		AIR CONS. @LOAD		VIBRATION LEVEL ISO 29927 (M/S2)		SOUND PRESS.	SOUND POWER	AIR INLET
		rpm	hp	W	in.	mm	in.	ft.lb	Nm	lb	kg	in.	mm	cfm	l/s	a	k	ISO 15744-dB(A)	in.			
KEY CHUCK																						
CP1014P05	615 158 0190	500	0.5	375	3/8	10	3/8-24	18.2	24.5	1.4	0.6	7.7	195	19	9	<2.5	-	78	89	1/4		
CP1117P26	615 158 0130	2,600	1	750	3/8	10	3/8-24	4.7	6.3	2.2	1	7.9	200	29.8	14	3.6	1.7	83	94	1/4		
CP1117P32	615 158 0110	3,200	1	750	3/8	10	3/8-24	4.0	5.4	2.2	1	7.9	200	29.8	14	<2.5	-	83	94	1/4		
CP1117P60	615 158 0090	6,000	1	750	3/8	10	3/8-24	2.5	3.4	2.2	1	7.9	200	29.8	14	<2.5	-	83	94	1/4		
KEYLESS																						
CP1117P26	615 158 0140	2,600	1	750	3/8	10	3/8-24	4.7	6.3	2.2	1	8.3	210	29.8	14	3.5	1.7	83	94	1/4		
CP1117P32	615 158 0120	3,200	1	750	3/8	10	3/8-24	4.0	5.4	2.2	1	8.3	210	29.8	14	<2.5	-	83	94	1/4		
CP1117P60	615 158 0100	6,000	1	750	3/8	10	3/8-24	2.5	3.4	2.2	1	8.3	210	29.8	14	<2.5	-	83	94	1/4		
WITHOUT CHUCK																						
CP1117P26	615 158 0220	2,600	1	750	3/8	10	3/8-24	4.7	6.3	2.2	1	16.6	180	29.8	14	3.6	1.7	83	94	1/4		
CP1117P32	615 158 0210	3,200	1	750	3/8	10	3/8-24	4.0	5.4	2.2	1	16.6	180	29.8	14	<2.5	-	83	94	1/4		
CP1117P60	615 158 0200	6,000	1	750	3/8	10	3/8-24	2.5	3.4	2.2	1	16.6	180	29.8	14	<2.5	-	83	94	1/4		

All models: Hose int. 3/8" (10mm) - @90 PSI (@6.3 Bar)

Listed specifications are for reference only. Please check documents in each tool or on www.cp.com

3/8" - 1/2" Low Speed Drills

The CP1117 Series Benefits

HIGH TORQUE & DURABILITY

- Improve your productivity thanks to high power
- Operator comfort thanks to exclusive ergonomic features
- Drills for Industrial Maintenance & Production designed for intensive duty and high durability

CP1117P09 

900 RPM



FEATURES

- 1/2" (13 mm) industrial pistol drill with Jacobs industrial keyed chuck
- The best power to weight ratio with 1 hp (750 W) motor
- Durable gearbox reduces maintenance cost and downtime



CP1117P09

CP1117P05 

500 RPM

FEATURES

- 1/2" (13 mm) industrial pistol drill with Jacobs industrial keyed chuck
- The best power to weight ratio with 1 hp (750 W) motor
- Durable gearbox reduce maintenance cost and downtime



CP1117P05

CP1117P05

Keyless Chuck

Same features as CP1117P05 with keyless chuck

CP1117P05

W/O Chuck

Same features as CP1117P05 without chuck



See accessories on pages 146

 GENERAL MAINTENANCE  INDUSTRIAL MAINTENANCE & PRODUCTION  SUPER INDUSTRIAL

MODEL	PART NUMBER	FREE SPEED		POWER		CHUCK CAPACITY		SPINDLE	STALL TORQUE		NET WEIGHT		LENGTH		AIR CONS. @LOAD		VIBRATION LEVEL <small>(ISO 29827 (M/S²))</small>		SOUND PRESS.	SOUND POWER	AIR INLET
		rpm		hp	W	in.	mm	in.	ft.lb	Nm	lb	kg	in.	mm	cfm	l/s	a	k	ISO 15744-dB(A)		in.
KEY CHUCK																					
CP1117P05	615 158 0170	500		1	750	1/2	13	3/8-24	22.2	30.0	3.4	1.5	8	203	29.6	14	2.7	2.0	83	94	1/4
CP1117P09	615 158 0150	900		1	750	1/2	13	3/8-24	14.3	19.3	2.2	1	8	203	29.8	14	3.7	2.6	83	94	1/4
KEYLESS																					
CP1117P05	615 158 0180	500		1	750	1/2	13	3/8-24	22.2	30.0	3.4	1.5	8	203	29.6	14	2.7	2.0	83	94	1/4
CP1117P09	615 158 0160	900		1	750	1/2	13	3/8-24	14.3	19.3	2.2	1	8	203	29.8	14	3.7	2.6	83	94	1/4
WITHOUT CHUCK																					
CP1117P05	615 158 0240	500		1	750	1/2	13	3/8-24	22.2	30.0	3.4	1.5	8	203	29.6	14	2.7	2.0	83	94	1/4
CP1117P09	615 158 0230	900		1	750	1/2	13	3/8-24	14.3	19.1	2.2	1	8	203	29.8	14	3.7	2.6	83	94	1/4

All models: Hose int. 3/8" (10mm) - @90 PSI (@6.3 Bar)

Listed specifications are for reference only. Please check documents in each tool or on www.cp.com

DRILLING

1/2" - 2" Low Speed Drills

CP789HR ★★



500 RPM



REVERSIBLE, HIGH TORQUE & DURABILITY

FEATURES

- 1/2" (13 mm) reversible pistol drill
- Powerful 0.4 hp (320 W) motor
- Teasing throttle

BENEFITS

- Industrial maintenance duty and designed for operators' productivity, durability, and comfort
- Perfect tool for drilling, reaming, hole sawing and jobs requiring high torque

CP785H ★★



500 RPM



DURABILITY & SMOOTH OPERATION

FEATURES

- 1/2" (13 mm) pistol drill
- Powerful energy efficient motor resist stalls

BENEFITS

- Industrial maintenance duty and designed for smooth operation and extended tool life
- Suitable tool for various applications of low speed drilling

CP9789 ★

800 RPM



REVERSIBLE, PRODUCTIVITY

FEATURES

- 1/2" (13 mm) reversible pistol drill
- Industrial quality Jacobs chuck
- Low speed and high torque: 9.14 ft.lbs (12.4 Nm)

BENEFITS

- Powerful and resistant to stalls in general maintenance applications
- Great for various low speed drilling Side handle to increase stability

CP9791

Same features as CP9789 with keyless chuck

CP1816 ★★★

800 RPM



HIGH POWER, DURABILITY, D-HANDLE

FEATURES

- 5/8" (16 mm) D-handle drill
- Powerfull with 1 hp (750 W) motor
- Excellent durable gearbox ensures the strong drilling

BENEFITS

- Designed for intensive duty, high durability and precision in industrial maintenance and production applications
- Ideal for drilling of mild steel, cast iron



See accessories on pages 146

★ GENERAL MAINTENANCE ★★ INDUSTRIAL MAINTENANCE & PRODUCTION ★★★ SUPER INDUSTRIAL

MODEL	PART NUMBER	FREE SPEED		POWER		CHUCK CAPACITY		SPINDLE		STALL TORQUE		NET WEIGHT		LENGTH		AIR CONS. @LOAD		VIBRATION LEVEL ISO 23927 (M/S ²)		SOUND PRESS. ISO 15744-dB(A)	SOUND POWER	AIR INLET
		rpm	hp	W	in.	mm	in.	mm	ft.lb	Nm	lb	kg	in.	mm	cfm	l/s	a	k	in.			
CP1816	615 158 0300	800	1	750	5/8	16	5/8-16	25.3	34.3	8.1	3.7	14.3	364	42.4	20	<2.5	0.5	90	101	3/8		
CP785H	T024134	500	0.5	375	1/2	13	3/8-24	11.3	15.4	3.0	1.4	7.8	197	12	6	<2.5	-	96	107	1/4		
CP789HR	T025165	500	0.4	320	1/2	13	3/8-24	15.6	21.1	3.3	1.5	8	203	30	14	<2.5	-	99	110	1/4		
CP9789	615 194 9789	800	0.4	270	1/2	13	3/8-24	9.1	12.4	4.0	1.8	7	177	24	11	<2.5	-	90	101	1/4		
CP9791	615 194 9791	800	0.4	270	1/2	13	3/8-24	9.1	12.4	3.1	1.4	9.3	237	24	11	<2.5	-	90	101	1/4		

CP1816: Hose int. 5/8" (16mm). Others, hose int. 3/8" (9.5mm) - @90 PSI (@6.3 Bar)

Listed specifications are for reference only. Please check documents in each tool or on www.cp.com

1/2" - 2" Low Speed Drills

CP1720R32

350 RPM



CP1720R50

Similar features as CP1720R32 with 140 rpm & Morse Taper No.4 drill socket

HIGHEST POWER, DURABILITY & PRECISION, REVERSIBLE

FEATURES

- 1-1/4" (32 mm) reversible corner drill, 350 rpm of free speed
- Powerful 2.2 hp (1,630 W) motor
- Morse Taper No.3 drill socket

BENEFITS

- Designed for super intensive duty, high durability and precision in industrial maintenance and production applications
- Ideal for drilling, reaming & tapping of mild steel, cast iron

CP1720R22

Similar features as CP1720R32 with 430 rpm, 1.2 hp (890 W) & Morse Taper No.2 drill socket



CP1720R32

CP1820R32

380 RPM

HIGHEST POWER, DURABILITY & PRECISION, REVERSIBLE

FEATURES

- 1-1/4" (32 mm) reversible heavy duty drill, 380 rpm of free speed
- Powerful 2.8 hp (2,100 W) motor
- Morse Taper No.3 drill socket

BENEFITS

- Designed for super-intensive duty and high durability with precision
- Ideal for drilling, reaming, tapping of mild steel, cast iron, forged steel



CP1820R32

CP1820R22

Similar features as CP1820R32 with 480 rpm, 1.2 hp (890 W) & Morse Taper No.2 drill socket



See accessories on pages 146

 GENERAL MAINTENANCE  INDUSTRIAL MAINTENANCE & PRODUCTION  SUPER INDUSTRIAL

MODEL	PART NUMBER	FREE SPEED		POWER		CAPACITY		SOCKET		STALL TORQUE		NET WEIGHT		LENGTH		AIR CONS. @LOAD		VIBRATION LEVEL (ISO 29527 (M/S ²))		SOUND PRESS.	SOUND POWER	AIR INLET
		rpm	hp	W	in.	mm	Morse Taper	ft.lb	Nm	lb	kg	in.	mm	cfm	l/s	a	k	ISO 15744-dB(A)	in.			
CP1720R22	615 158 0250	430	1.2	890	7/8	22	M.T.2	59.3	80.4	15.4	7	18.6	472	53	25	<2.5	0.5	106	117	1/2		
CP1720R32	615 158 0260	350	2.2	1,630	1.25	32	M.T.3	130.1	177	29.7	13.5	22.8	578	63.6	30	<2.5	1.4	104	115	1/2		
CP1720R50	615 158 0270	140	2.2	1,630	2	50	M.T.4	289.3	392	35.2	16	23.4	595	79.5	38	<2.5	0.6	107	118	1/2		
CP1820R22	615 158 0280	480	1.2	890	7/8	22	M.T.2	57.8	78.4	16.0	7.3	11.1	282	42.4	20	3.8	1.2	98	109	1/2		
CP1820R32	615 158 0290	380	2.8	2,100	1.25	32	M.T.3	144.6	196	31.9	14.5	13.9	353	113	53	2.5	0.8	110	121	1/2		

CP1720R50/CP1820R32: hose int. 3/4" (19mm). Others, hose int. 1/2" (13mm) - @90 PSI (@6.3 Bar) Listed specifications are for reference only. Please check documents in each tool or on www.cp.com

ACCESSORIES INCLUDED

CHUCKS

MODEL	DESCRIPTION	THREAD	PART NO.	MANUFACT.
CP1014P... CP7300...	1/4" (6mm) chuck & key Key	3/8"-24	205 05 55863 205 055 5873	JACOBS
CP1014P..., CP785 CP1117P...,CP789R...	3/8" (10mm) chuck & key Key	3/8"-24	C142408 CA050120	JACOBS
CP1117P..., CP785H,CP789HR...	1/2"(13mm) chuck & key Key	3/8"-24	S066095 CA050122	JACOBS
CP1014P..., CP785 CP1117P...,CP789R...	3/8" (10mm) keyless chuck	3/8"-24	205 050 2063	JACOBS
CP1117P..., CP785H,CP789HR...	1/2" (13mm) keyless chuck	3/8"-24	205 050 2073	JACOBS



OPTIONAL ACCESSORIES

CHUCKS

MODEL	DESCRIPTION	THREAD	PART NO.	MANUFACT.
CP1014P... CP7300...	1/4" (6mm) chuck & key	3/8"-24	894 017 0364	RÖHM
CP1117P..., CP785H,CP789HR...	1/2"(13mm) chuck & key	3/8"-24	894 017 0366	RÖHM

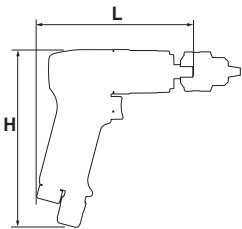


SUSPENSION BAIL

MODEL	DESCRIPTION	PART NO.
CP1014P...	Suspension bail	205 055 5853
CP1117P...	Suspension bail	894 016 8729

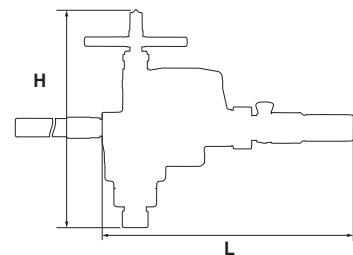


DIMENSIONS



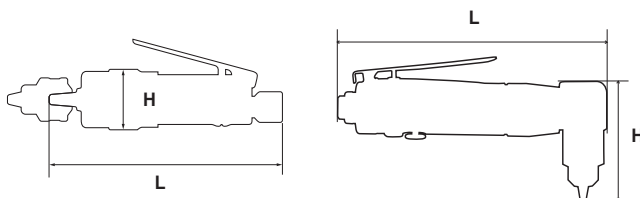
PISTOL GRIP, D-HANDLE

MODEL	DIMENSIONS			
	L		H	
	in.	mm	in.	mm
CP1014P24,33,45	4.9	124	5.5	140
CP1014P05	5.9	150	5.5	140
CP1117P24,32,60	7.1	180	5.7	145
CP1117P05, 09	8.3	210	5.7	145
CP1816	14.3	364	6.7	170
CP7300	4.2	107	5.3	135
CP785	7.0	178	4.9	125
CP785H	6.7	169	4.9	125
CP789R...	7.0	178	5.7	145
CP789HR	6.9	175	5.7	145
CP9285/9287	6.1	154	5.8	147
CP9286/9288	6.6	167	5.8	147
CP9789/9791	6.6	167	5.8	147
CP9790/9792	6.1	154	5.8	147



STRAIGHT, CORNER

MODEL	DIMENSIONS			
	L		H	
	in.	mm	in.	mm
CP879	8.0	203	2.1	54
CP887	6.9	175	1.6	40



SIDE HANDLES

MODEL	DESCRIPTION	PART NO.
CP1014P05	Handle Fixture Handle	205 055 5883 205 055 2473
CP1117P05,09	Handle Fixture Handle	205 055 2463 205 055 2473
CP785H CP789HR	Handle Fixture Handle	CA146179 C136901
CP9286 CP9288 CP9789 CP9791	Side Handle Side Handle	205 049 8553 205 049 8543



TUNE-UP KITS

MODEL	TUNE-UP KIT
CP1014P...	205 055 5513
CP1117P...	205 055 2333
CP1720R22	894 017 0561
CP1720R32/R50	894 017 0580
CP1816	894 017 0380
CP1820R22	894 017 0656
CP1820R32	894 017 0672
CP7300	205 052 8663
CP7300R	205 052 8673
CP9285/9287	205 050 3743
CP9286/9288	205 050 3753
CP9789/9791	205 050 6563
CP9790/9792	205 050 6543



HEAVY

MODEL	DIMENSIONS			
	L		H	
	in.	mm	in.	mm
CP1720R22	18.6	472	7.4	187
CP1720R32	22.8	578	9.7	247
CP1720R50	23.4	595	11.3	288
CP1820R22	13.3	338	13.6	346
CP1820R32	16.5	419	17.7	450

CHIPPING



▶ **IN-LINE NEEDLE SCALER / CHIPPING HAMMER**
Quick change 2 in 1 needle scaler and chipping hammer for less down time



▶ **NEEDLE SCALERS**
Perfect for derusting applications, pistol or in-line needle scalers are used in almost all the industry



▶ **CHIPPING HAMMERS**
Pistol or in-line chipping hammers including selection of unique vibration damping body to improve operator comfort and minimize fatigue

HOW TO DEFINE THE RIGHT PERCUSSIVE TOOL?

STEP 1

Applications

- ▶ Rust removal
- ▶ Deburring
- ▶ Weld flux chipping
- ▶ Duty
- ▶ Access

STEP 2

Consumables

- ▶ Needles size and number
- ▶ Chisel type and dimensions

STEP 3

Tools

- ▶ Handle type
- ▶ Vibration level
- ▶ Stroke capacity
- ▶ Bore

PERCUSSIVE TOOLS

	PEN/AIR SCRIBE	NEEDLE SCALERS	CHIPPERS	HAMMERS	SCALERS	SAND RAMMERS
★★★ SUPER INDUSTRIAL		B15M / B16M / B18M B19M / B21M B16MV / B18MV / B19MV CP0456-LESAN	B15B / B16B(BV) B18B(BV) / B19B(BV) B21B	CP9362-2R/2H / CP9363-1R/1H CP9363-2R/2H / CP9363-3R/3H CP9363-4R/4H CP9373-2R/2H / CP9373-3R/3H CP9373-4R/4H	B20 / B20-0 B20-00 / B20-1 B20L / B20L-1 B14A / B23	CP0200B18 / B22/B25 CP0200B18L / B22L/B25L / B32L CP0200B18-2F / B22-2F / B25-2F CP0200B18L-2F / B22L-2F / B25L-2F / B32L-2F
★★ INDUSTRIAL MAINTENANCE AND PRODUCTION	CP9361 CP9160	CP0951 / CP0952 CP9356NS		CP714 / CP716 / CP717 RA1(BL) / RA2C(H) GV5		
★ GENERAL MAINTENANCE		CP7115 CP7125 CP7120		CP7111		

CHIPPING

CP9361

AIR SCRIBE:
ENGRAVING PEN
AND PRECISION CHISEL HAMMER

FEATURES

- Highest durability in the market
- Convertible to a hammer or a light scaler
- Lightweight for easy operation

BENEFITS

- Long lasting due to Premium quality components
- Easy handling and Comfortable use
- Adjustable power for a variety of applications and materials such as: metals, plastics, ceramics, and glass



CP9361

CP9361-1 Kit

See more details
on page 169



Engraving Pens

CP9160



ENGRAVING PEN

FEATURES

- Very quiet engraving pen with an integrated 6.6 ft (2 m) hose
- High blows per minute (32,400 BPM)

BENEFITS

- Efficient engraving with low noise
- Precise & reliable
- Comfortable handling



CP9361



See accessories on pages 162 to 169



MODEL	PART NUMBER	SHANK			BLOWS PER MINUTE	AIR CONS. @LOAD		WEIGHT		LENGTH		VIBRATION LEVEL ISO 28927 (M/S ²)		SOUND PRESS. ISO 15744 - dB(A)	SOUND POWER	AIR INLET
		shape	in.	mm		blows/min	cfm	l/s	lb	kg	in.	mm	a			
CP9160	615 197 9160		-	-	32,400	1.7	0.8	0.3	0.1	5.8	147	8.1	1.9	59	70	1/4
CP9361	T012644	Hexagonal	1/8	3	13,500	0.2	0.1	0.3	0.1	5.0	127	5.1	2.4	79	90	1/4

All models: Hose int. 1/4" (6mm) - @90 PSI (@6.3 Bar)

Listed specifications are for reference only. Please check documents in each tool or on www.cp.com

CP7115 ★

12 x 1/8" (3)



COMPACT TO REACH SMALL AREAS

FEATURES

- General purpose needle scaler
- Compact and lightweight
- Delivered with a set of needles 12 x 1/8" (3 mm)

BENEFITS

- Great to reach surfaces in confined spaces
- Great for rust removal on chassis and wheel drums
- Ideal for surface clean-up work

CP7125 ★

19 x 1/8" (3) / 29 x 5/64" (2)



GENERAL MAINTENANCE NEEDLE SCALER

FEATURES

- Rubber sleeve on handle for better comfort
- Delivered with 2 sets of needles:
 - 19 x 1/8" (3 mm) for standard usage
 - and 29 x 5/64 " (2 mm) for finer usage

BENEFITS

- Great for rust removal on chassis
- Great cleaning up steel wheel drums
- Ideal for surface clean-up work



CP7125

CP0951 ★★

12 x 1/8" (3)



CP0952

Similar features as CP0951 with pistol grip



INDUSTRIAL MAINTENANCE NEEDLE SCALERS

FEATURES

- Straight needle scaler for industrial maintenance application
- Superior design with internal spring components provides greater durability
- Needle capacity 12 x 1/8" (3 mm)

BENEFITS

- High durability
- Low vibration and comfort with soft grip
- Ideal tool for de-rusting and de-painting



See accessories on pages 162 to 169

★ GENERAL MAINTENANCE ★★ INDUSTRIAL MAINTENANCE & PRODUCTION ★★★ SUPER INDUSTRIAL

MODEL	PART NUMBER	BORE		STROKE		NEEDLE CAPACITY (Qty x Ø)	BLOWS PER MINUTE	AIR CONS. @LOAD			WEIGHT		LENGTH		VIBRATION LEVEL ISO 28927 (M/S ²)		SOUND PRESS. ISO 15744 - dB(A)	SOUND POWER	AIR INLET
		in.	mm	in.	mm			blows/min	cfm	l/s	lb	kg	in.	mm	a	K			
CP7115	894 107 1150	0.5	14	1.3	32	12 x 1/8 (3)	4,000	4.1	2.0	2.9	1.3	11.4	290	11.4	1.6	99	110	1/4	
CP7125	894 107 1250	1.0	21	1.3	33.5	19 x 1/8 (3)	4,000	4.6	2.2	6.2	2.8	12.8	325	19.2	2.4	105	116	1/4	
CP0952	T019191	0.8	23.8	1.1	28.6	23 x 1/8 (3)	4,000	7.1	3.3	5.2	2.4	9.7	245	15.4	4.3	92	103	3/8	
CP0951	T022306	0.9	23.8	1.1	28.6	12 x 1/8 (3)	4,000	9.6	4.5	6.0	2.7	9.3	237	9.2	2.9	90	101	3/8	

All models: Hose int. 3/8" (10mm) - @90 PSI (@6.3 Bar)

Listed specifications are for reference only. Please check documents in each tool or on www.cp.com

CHIPPING

CP0456-LASAN

HEAVY INDUSTRIAL
NEEDLE SCALER

FEATURES

- Quick change collar retainer
- Very robust construction with steel housing

BENEFITS

- Highest durability on needle scalars
- Heavy duty for very intensive use



CP0456-LASAN

CP0456-LESAR

Same features as CP0456-LASAN with weld flux chisel



CP7120

19 x 1/8" (3)



NEEDLE SCALER/CHISEL

FEATURES

- General maintenance needle scaler easily converts to a weld flux chipping hammer
- Quick change chisel retainer
- Adjustable sleeve, 19 x 1/8" (3 mm) steel needles and 1.37" (35 mm) width chisel with high resistance to wear

BENEFITS

- Easily converts into a chipping hammer
- Durable and economical solution
- Ideal for surface preparation work

CP9356NS

19 x 1/8" (3)



CP9356WF

Same features as CP9356NS with weld flux chisel

NEEDLE SCALER

FEATURES




- Straight needle scaler for industrial maintenance and production applications
- Versatile design with good durability
- Needle capacity 19 x 1/8" (3 mm)

BENEFITS

- Sturdy and simple design for wide range of applications
- Easily converts to weld flux chipping hammer
- Ideal tool for rust and paint removal



See accessories on pages 162 to 169

 GENERAL MAINTENANCE  INDUSTRIAL MAINTENANCE & PRODUCTION  SUPER INDUSTRIAL

MODEL	PART NUMBER	BORE		STROKE		NEEDLE CAPACITY (Qty x Ø)	BLOWS PER MINUTE	AIR CONS. @LOAD			WEIGHT		LENGTH		VIBRATION LEVEL ISO 28927 (M/S ²)		SOUND PRESS. ISO 15744 - dB(A)	SOUND POWER	AIR INLET
		in.	mm	in.	mm			blows/min	cfm	l/s	lb	kg	in.	mm	a	K			
CP0456-LASAN	T013049	0.9	23.8	1	25.4	19 x 1/8 (3)	4,300	13.9	6.6	6.0	2.7	16.3	413	16.8	3.2	97	108	1/4	
CP0456-LESAR	T013046	0.9	23.8	1	25.4	19 x 1/8 (3)	4,300	10.0	4.7	3.5	1.6	8.6	219	25.7	5.0	95	106	1/4	
CP7120	894 107 1200	1.0	25	1.1	28.4	19 x 1/8 (3)	4,800	4.0	1.9	6.2	2.8	18.0	457	11.4	3.4	99	110	1/4	
CP9356NS	T022165	1.0	25.4	1.1	28.6	19 x 1/8 (3)	4,600	10.2	4.8	6.0	2.2	17.5	445	17.3	3.4	90	101	3/8	
CP9356WF	T021959	1.0	25.4	1.1	28.6	19 x 1/8 (3)	4,600	10.2	4.8	3.7	1.7	9.4	238	21.3	8.0	90	101	3/8	

All models: Hose int. 3/8" (10mm) - @90 PSI (@6.3 Bar)

Listed specifications are for reference only. Please check documents in each tool or on www.cp.com

B15M ★★☆☆

12 x 1/8" (3)



NEEDLE SCALER

FEATURES

- Straight chipping hammer
- Lightweight and compact
- Possible to convert into 29 x 5/64" (2 mm)

BENEFITS

- Great accessibility for hard to reach areas
- One hand operation
- Adjustable barrel extends needle life

B18M ★★☆☆

12 x 1/8" (3)



NEEDLE SCALER

B16M

Same features as B18M with straight shape

FEATURES

- Cushion grip for better operator comfort
- Good power/weight ratio
- Easy to change to chipping hammer
- Possible to convert into 51 x 5/64" (2 mm)

BENEFITS

- Great size and power guarantees comfort to the operator in a wide range of applications
- Adjustable barrel extends needle life
- Great durability on all industrial maintenance and production applications

B19M ★★☆☆

28 x 1/8" (3)



NEEDLE SCALER

FEATURES

- Cushion grip for better operator comfort
- Suitable for very intensive use
- Possible to convert into 19 x 5/32" (4 mm) or 65 x 5/64" (2 mm)

BENEFITS

- Robust construction and power allows for very intensive use
- Adjustable barrel extends needle life

B21M ★★☆☆

35 x 5/32" (4)



NEEDLE SCALER

FEATURES

- Cushion grip for better operator comfort
- Highest power on the range
- Possible to convert into 49 x 1/8" (3 mm)

BENEFITS

- High material removal rate
- Semi pistol design increases ergonomics for the high power output
- Adjustable barrel extends needle life



See accessories on pages 162 to 169

★ GENERAL MAINTENANCE ★★ INDUSTRIAL MAINTENANCE & PRODUCTION ★★★ SUPER INDUSTRIAL

MODEL	PART NUMBER	BORE		STROKE		NEEDLE CAPACITY (Qty x Ø)	BLOWS PER MINUTE			WEIGHT		LENGTH		VIBRATION LEVEL ISO 28927 (M/S2)		SOUND PRESS. ISO 15744 - dB(A)	SOUND POWER	AIR INLET
		in.	mm	in.	mm		blows/min	cfm	l/s	lb	kg	in.	mm	a	K			
B15M	615 174 0240	0.7	18	1.1	30	12 x 1/8 (3)	3,800	3.0	1.4	3.5	1.6	13.2	335	10.6	6.3	97	108	1/4
B16M	615 174 0260	0.9	23.5	1.4	35.6	19 x 1/8 (3)	3,000	5.5	2.6	5.7	2.6	14.4	366	12.5	7.5	100	111	1/4
B18M	615 174 0280	0.9	23.5	1.4	35.6	19 x 1/8 (3)	3,000	5.5	2.6	5.7	2.6	12.4	315	19.1	5.7	100	111	1/4
B19M	615 174 0320	1.1	28.6	1.5	39	28 x 1/8 (3)	2,200	8.0	3.8	8.2	3.7	13.5	342	16.9	10.3	101	112	1/4
B21M	615 174 0410	1.3	33	1-15/16	49.2	35 x 5/32 (4)	2,200	8.5	4.0	12.4	5.6	19.1	484	31.5	6.7	104	115	1/4

All models: Hose int. 3/8" (10mm) - @90 PSI (@6.3 Bar)

Listed specifications are for reference only. Please check documents in each tool or on www.cp.com

CHIPPING

B18MV

19 x 1/8" (3)

VIBRATION-DAMPED
NEEDLE SCALER

FEATURES

- Pistol vibration-damped needle scaler
- Good power/weight ratio
- Great durability on all industrial maintenance applications

BENEFITS

- Perfect tools for long hours of operations
- Cover a wide range of applications
- Adjustable barrel extends needle life



B18MV



B19MV

B16MV

19 x 1/8" (3)



VIBRATION-DAMPED
STRAIGHT NEEDLE SCALER

FEATURES

- Straight vibration-damped needle scaler
- Good power/weight ratio
- Great durability on all industrial maintenance applications

BENEFITS

- Ideal for long hours of operation
- One hand operation
- Adjustable barrel extends needle life

B19MV

28 x 1/8" (3)



VIBRATION-DAMPED
NEEDLE SCALER

FEATURES

- Pistol vibration-damped needle scaler
- Cushion grip for better operator comfort
- Suitable for very intensive use

BENEFITS

- Ideal for long hours of operation
- Heavy duty chipping hammer for very intensive use
- Adjustable barrel extends needle life



See accessories on pages 162 to 169

 GENERAL MAINTENANCE  INDUSTRIAL MAINTENANCE & PRODUCTION  SUPER INDUSTRIAL

MODEL	PART NUMBER	BORE		STROKE		NEEDLES CAPACITY (Qty x Ø)	BLOWS PER MINUTE blows/min	AIR CONS. @LOAD		WEIGHT		LENGTH		VIBRATION LEVEL ISO 28927 (M/S ²)		SOUND PRESS. ISO 15744 - dB(A)	SOUND POWER dB(A)	AIR INLET in.
		in.	mm	in.	mm			cfm	l/s	lb	kg	in.	mm	a	K			
B16MV	615 174 0500	0.9	23.5	0.4	11	19 x 1/8 (3)	2,400	5.1	2.4	5.3	2.4	14.2	360	4.8	2.2	86	97	1/4
B18MV	615 174 0520	0.9	23.5	0.4	11	19 x 1/8 (3)	2,400	4.2	2.0	5.9	2.7	13.4	340	5.0	1.9	86	97	1/4
B19MV	615 174 0540	1.4	34.4	0.7	20	28 x 1/8 (3)	3,000	4.4	2.1	7.9	3.6	14.8	375	4.6	1.7	88	99	1/4

All models: Hose int. 3/8" (10mm) - @90 PSI (@6.3 Bar)

Listed specifications are for reference only. Please check documents in each tool or on www.cp.com

Percussive tools

CP7111 ★



PISTOL GRIP HAMMER

CP7111H

Same features as CP7111 with hexagonal shank

FEATURES

- Standard .401" round shank
- Easy change retainer for quick accessory change

CP7111 Kit

See details on page 169


BENEFITS

- Versatile and cost effective
- Fast cutting action
- Designed for all general work

CP7111H Kit

See details page 169

CP714 ★★



DURABILITY & PRECISION

CP714 K

See details on page 169

FEATURES

- Positive action trigger for precise control
- Speed regulator
- Ergonomic oriented handle



BENEFITS

- High durability
- Operator comfort
- Versatile, handling different type of environments

CP717 ★★



POWER & DURABILITY

CP717K

See details on page 169

FEATURES

- Standard .498" round shank
- High power air hammer
- Positive action trigger



BENEFITS

- Power and precision
- Flexible operating positions
- Ideal tool for deep cutting, bolt riveting and super-duty applications

CP716 ★★



CHIPPING HAMMER

FEATURES

- High power with teasing throttle for precise control
- Single-piece barrel for easy maintenance
- Standard .401" round shank

BENEFITS

- Great control and operation allows for wide variety of applications
- High durability due to simple robust design



See accessories on pages 162 to 169

★ GENERAL MAINTENANCE ★★ INDUSTRIAL MAINTENANCE & PRODUCTION ★★★ SUPER INDUSTRIAL

MODEL	PART NUMBER	BORE		STROKE		SHANK		BLOWS PER MINUTE		AIR CONS. @LOAD		WEIGHT		LENGTH		VIBRATION LEVEL ISO 28927 (M/S ²)		SOUND PRESS. ISO 15744 - dB(A)	SOUND POWER	AIR INLET
		in.	mm	in.	mm	shape	in.	mm	blows/min	cfm	l/s	lb	kg	in.	mm	a	K			
CP7111	894 107 1110	0.8	19	2.6	67	Round	0.401	10.2	3,000	25.0	11.8	3.5	1.6	6.7	171	6.3	3.1	100	111	1/4
CP7111H	894 107 1111	0.8	19	2.6	67	Hexagonal	0.401	10.2	3,000	25.0	11.8	3.5	1.6	6.7	171	11.0	4.6	100	111	1/4
CP714	T012735	0.6	14	3.5	80	Round	0.401	10.2	2,000	8.5	4.0	3.3	1.5	7.5	190	13.2	5.8	95	106	1/4
CP716	T025348	0.8	19	2.2	58	Round	0.401	10.2	3,500	14.0	6.6	3.5	1.6	7.5	190	5.5	1.9	103	114	1/4
CP717	T020120	0.8	19	2.6	68	Round	0.498	12.7	1,800	12.5	5.9	4.8	2.2	7.5	190	20.4	6.2	94	105	1/4

All models: Hose int. 3/8" (10mm) - @90 PSI (@6.3 Bar)

Listed specifications are for reference only. Please check documents in each tool or on www.cp.com

CHIPPING

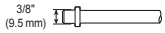
RA1BL



SMALL & EFFICIENT

RA1

Same features as RA1BL with round shank



FEATURES

- Lightweight and compact pistol scaler
- Very small and robust construction

BENEFITS

- Good for work on small areas

RA2H



POWERFUL PISTOL SCALER

RA2C

Same features as RA2H with round 19/32" shank

FEATURES

- High power pistol scaler
- Robust steel construction

BENEFITS

- Very high power to weight ratio

GV5



POWERFUL PNEUMATIC HAMMER

FEATURES

- Pneumatic Hammer for heavy industrial application
- Safety lever furnished
- Hexagonal 3/4" (19,2 mm) Shank

BENEFITS

- Sturdy design for heavy applications
- Powerful and durable
- Ideal tool for heavy chipping or cutting applications



See accessories on pages 162 to 169

 GENERAL MAINTENANCE  INDUSTRIAL MAINTENANCE & PRODUCTION  SUPER INDUSTRIAL

MODEL	PART NUMBER	BORE		STROKE		SHANK			BLOWS PER MINUTE	AIR CONS. @LOAD		WEIGHT		LENGTH		VIBRATION LEVEL ISO 28927 (M/S ²)		SOUND PRESS. ISO 15744 - dB(A)	SOUND POWER	AIR INLET
		in.	mm	in.	mm	shape	in.	mm		blows/min	cfm	l/s	lb	kg	in.	mm	a			
RA1	615 174 0180	0.5	13	1.7	45	Round	3/8	9.5	4,000	7.0	3.0	2.4	1.1	7.5	190	6.8	2.5	89	100	1/4
RA1BL	615 174 0190	0.5	13	1.7	45	Flatnose	3/8	9.5	4,000	7.0	3.0	2.4	1.1	7.5	190	6.8	2.5	89	100	1/4
RA2C	615 174 0200	0.7	18	2.2	58	Round	19/32	15	3,500	9.7	4.6	4.4	2.0	8.3	210	10.7	3.4	91	102	1/4
RA2H	615 174 0210	0.7	18	2.2	58	Hexagonal	1/2	12.5	3,500	9.7	4.6	4.4	2.0	8.3	210	10.7	3.4	91	102	1/4
GV5	615 174 0170	1.1	28	2	52.5	Hexagonal	3/4	19	2,400	17.6	8.3	11.2	5.1	15.0	385	19.8	7.9	95	106	1/2

All models: Hose int. 3/8" (10mm) - @90 PSI (@6.3 Bar).
Except B15B: 5/8" (8mm) & GV5: 1/2" (13mm)

Listed specifications are for reference only. Please check documents in each tool or on www.cp.com

B15B ★★★★★



CHIPPER

FEATURES

- Straight chipping hammer
- Lightweight and Compact
- Easily converts to needle scaler

BENEFITS

- Great accessibility for hard to reach areas
- One hand operation
- Versatile tool

B18B ★★★★★



CHIPPER

FEATURES

- Cushion grip for better operator comfort
- Good power/weight ratio
- Great durability on all industrial maintenance applications

BENEFITS

- Great size and power guarantees maximum comfort to the operator in a wide range of applications
- Easy to change to needle scalers

B16B

Same features as B18B with straight shape

B19B ★★★★★



CHIPPER

B19B1

Same features as B19B with hexagonal 5/8" shank

FEATURES

- Cushion grip for better operator comfort
- Heavy duty chipping hammer
- Suitable for very intensive use

BENEFITS

- Robust construction and power allows to use on a very intensive use
- Easy to change to needle scalers

B21B ★★★★★



CHIPPER

FEATURES

- Cushion grip for better operator comfort
- Semi pistol chipping hammer
- Highest power in the range

BENEFITS

- Power to work on the toughest applications
- High material removal rate
- Semi pistol design increases ergonomics for the high power output



See accessories on pages 162 to 169

★ GENERAL MAINTENANCE ★★ INDUSTRIAL MAINTENANCE & PRODUCTION ★★★ SUPER INDUSTRIAL

MODEL	PART NUMBER	BORE		STROKE		SHANK			BLOWS PER MINUTE	AIR CONS. @LOAD		WEIGHT		LENGTH		VIBRATION LEVEL ISO 28927 (M/S ²)		SOUND PRESS. ISO 15744 - dB(A)	SOUND POWER	AIR INLET
		in.	mm	in.	mm	shape	in.	mm		blows/min	cfm	l/s	lb	kg	in.	mm	a			
B15B	615 174 0230	0.7	18	1.1	30	Qtr Oct WF	1/2	12.7	3,800	3.0	1.4	3.3	1.5	7.9	201	12.0	3.8	86	97	1/4
B16B	615 174 0250	0.9	23.5	1.4	35.6	Qtr Oct WF	1/2	12.7	3,000	5.5	2.6	4.4	2.0	9.1	231	24.0	4.0	86	97	1/4
B18B	615 174 0270	0.9	23.5	1.4	35.6	Qtr Oct WF	1/2	12.7	3,000	5.5	2.6	4.4	2.0	6.8	173	25.0	5.0	86	97	1/4
B19B	615 174 0300	1.1	28.6	1.5	39	Qtr Oct WF	1/2	12.7	2,200	8.0	3.8	6.6	3.0	7.5	191	33.0	8.0	92	103	1/4
B19B1	615 174 0310	1.1	28.6	1.5	39	Hexagonal	5/8	15.9	2,200	8.0	3.8	6.6	3.0	8.6	218	33.0	8.0	92	103	1/4
B21B	615 174 0400	1.3	33	1-15/16	49.2	Qtr Oct WF	1/2	12.7	2,200	8.5	4.0	8.8	4.0	12.2	310	-	-	87	98	1/4

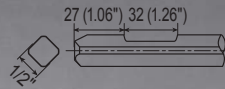
All models: Hose int. 3/8" (10mm) - @90 PSI (@6.3 Bar)

Listed specifications are for reference only. Please check documents in each tool or on www.cp.com

CHIPPING

B18BV

VIBRATION-DAMPED
CHIPPER



FEATURES

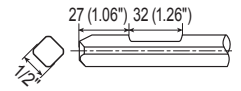
- Pistol vibration-damped needle scaler
- Good power/weight ratio
- Great durability on all industrial maintenance applications

BENEFITS

- Low vibration for smooth operation
- Perfect tools for long hours of operations
- Ideal for long hours of operation



B16BV



VIBRATION-DAMPED
STRAIGHT CHIPPER

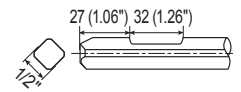
FEATURES

- Straight vibration-damped chipping hammer
- Good power/weight ratio
- Great durability on all industrial maintenance applications

BENEFITS

- Low vibration for smooth operation
- Ideal for long hours of operation
- One hand operation

B19BV



VIBRATION-DAMPED
CHIPPER

FEATURES

- Pistol grip Vibration-damped needle scaler
- Cushion grip for better operator comfort
- Suitable for very intensive use

BENEFITS

- Low vibration for smooth operation
- Ideal for long hours of operation
- Heavy duty chipping hammer for very intensive use



See accessories on pages 162 to 169

 GENERAL MAINTENANCE  INDUSTRIAL MAINTENANCE & PRODUCTION  SUPER INDUSTRIAL

MODEL	PART NUMBER	BORE		STROKE		SHANK		BLOWS PER MINUTE		AIR CONS. @LOAD		WEIGHT		LENGTH		VIBRATION LEVEL ISO 28927 (M/S ²)		SOUND PRESS.	SOUND POWER	AIR INLET
		in.	mm	in.	mm	shape	in.	mm	blows/min	cfm	l/s	lb	kg	in.	mm	a	K	ISO 15744 - dB(A)	in.	
B16BV	615 174 0510	0.9	23.5	0.4	11	Qtr Oct WF	1/2	12.7	2,400	5.1	2.4	6.2	2.8	16.7	425	2.7	1.2	89	100	1/4
B18BV	615 174 0530	0.9	23.5	0.4	11	Qtr Oct WF	1/2	12.7	2,400	4.2	2.0	6.8	3.1	16.5	420	2.7	1.2	88	99	1/4
B19BV	615 174 0550	1.4	34.4	0.7	20	Qtr Oct WF	1/2	12.7	3,000	4.4	2.1	9.0	4.1	17.7	450	4.2	2.6	93	104	1/4

All models: Hose int. 3/8" (10mm) - @90 PSI (@6.3 Bar)

Listed specifications are for reference only. Please check documents in each tool or on www.cp.com

B14A ★★☆☆



PISTON SCALER, RAPID AND HARD-HITTING

FEATURES

- Single head piston scaler for versatile industrial applications
- Furnished tungsten carbide tipped cross bit

BENEFITS

- Light weight and easy to handle thanks to simple design
- Designed for versatile removal applications in both open and confined areas
- Ideal for removal of thick scale, heavy corrosion, and hard coatings

B23 ★★☆☆



PISTON SCALER, RAPID AND HARD-HITTING

FEATURES

- Triple head piston scaler for heavy industrial application
- Includes tungsten carbide tipped cross bit
- Includes side handle to assist with aggressive material removal

BENEFITS

- Easy to handle thanks to simple design
- Designed for intensive removal applications
- Ideal for removal of thick scale, heavy corrosion, and hard coatings



B14A



See accessories on pages 162 to 169

★ GENERAL MAINTENANCE ★★ INDUSTRIAL MAINTENANCE & PRODUCTION ★★★ SUPER INDUSTRIAL

MODEL	PART NUMBER	BORE		STROKE		SHANK			BLOWS PER MINUTE	AIR CONS. @LOAD			WEIGHT		LENGTH		VIBRATION LEVEL ISO 28927 (M/S ²)		SOUND PRESS. ISO 15744 - dB(A)	SOUND POWER	AIR INLET
		in.	mm	in.	mm	shape	in.	mm		blows/min	cfm	l/s	lb	kg	in.	mm	a	K			
B14A	615 174 0220	1.1	27	1	26.5	-	-	-	2,800	9.0	0.1	5.5	2.5	18.2	462	4.9	6.9	88	99	1/4	
B23	615 174 0420	1.1	27	1	26.5	-	-	-	2,800	16.0	0.1	8.1	3.7	18.0	456	23.2	32.5	92	103	1/4	

All models: Hose int. 3/8" (10mm) - @90 PSI (@6.3 Bar).

Listed specifications are for reference only. Please check documents in each tool or on www.cp.com

CHIPPING

The CP93 Series Benefits

DURABLE AND ROBUST

- Durability in demanding applications
- Secure grip for maximum safety
- Easy chisel replacement

CP9362-2R

FEATURES

- Compact dimensions gooseneck grip
- Adjustable steel exhaust deflector
- Easy chisel replacement design

NOT FOR CE MARKET



CP9362-2R

CP9362-2H

Same features as CP9362-2H with 12.6" (320 mm) and hexagonal shank

NOT FOR CE MARKET



See accessories on pages 162 to 169

CP9363-3R



NOT FOR CE MARKET

FEATURES

- Robust and ergonomic gooseneck grip
- Adjustable steel exhaust deflector
- Easy chisel replacement design

CP9363-1R/1H

Same features as CP9363-3R: 14" (355 mm) length and available in both round and hexagonal shanks



CP9363-2R/2H

Same features as CP9363-3R: 15.4" (390 mm) length and available in both round and hexagonal shanks



CP9363-3H

Same features as CP9363-3R: 17.3" (440 mm) length and hexagonal shank



CP9363-4R/4H

Same features as CP9363-3R: 18.5" (470 mm) length and available in both round and hexagonal shanks



NOT FOR CE MARKET

 GENERAL MAINTENANCE  INDUSTRIAL MAINTENANCE & PRODUCTION  SUPER INDUSTRIAL

MODEL	PART NUMBER	BORE		STROKE		SHANK		BLOWS PER MINUTE	AIR CONS. @LOAD		WEIGHT		LENGTH		VIBRATION LEVEL ISO 28927 (M/S ²)		SOUND PRESS. ISO 15744 - dB(A)	SOUND POWER	AIR INLET	
		in.	mm	in.	mm	shape	in.		mm	cfm	l/s	lb	kg	in.	mm	a				K
CP9362-2R	615 161 2010	0.9	22	1.75	44	Round	.680	17.2	2,800	23.0	10.9	7.4	3.4	12.6	320	10.0	2.7	98.3	109	3/8
CP9362-2H	615 161 2020	0.9	22	1.75	44	Hexagonal	.580	14.7	2,800	23.0	10.9	7.4	3.4	12.6	320	10.0	2.7	98.3	109	3/8
CP9363-1R	615 161 2030	1.1	29	1	25	Round	.680	17.2	2,750	28.0	13.2	15.0	6.8	14.0	355	12.8	2.8	102,8	114	3/8
CP9363-1H	615 161 2040	1.1	29	1	25	Hexagonal	.580	14.2	2,750	28.0	13.2	15.0	6.8	14.0	355	12.8	2.8	102,8	114	3/8
CP9363-2R	615 161 2050	1.1	29	2	51	Round	.680	17.2	2,100	30.0	14.0	16.2	7.4	15.4	390	13.8	2.9	101,3	112	3/8
CP9363-2H	615 161 2060	1.1	29	2	51	Hexagonal	.580	14.2	2,100	30.0	14.0	16.2	7.4	15.4	390	13.8	2.9	101,3	112	3/8
CP9363-3R	615 161 2070	1.1	29	2.5	64	Round	.680	17.2	1,750	32.0	15.0	16.9	7.7	17.3	440	14.4	3.1	103,7	115	3/8
CP9363-3H	615 161 2080	1.1	29	2.5	64	Hexagonal	.580	14.2	1,750	32.0	15.0	16.9	7.7	17.3	440	14.4	3.1	103,7	115	3/8
CP9363-4R	615 161 2090	1.1	29	4	102	Round	.680	17.2	1,600	33.0	15.7	18.4	8.4	18.5	470	16.2	3.3	104,1	115	3/8
CP9363-4H	615 161 2100	1.1	29	4	102	Hexagonal	.580	14.2	1,600	33.0	15.7	18.4	8.4	18.5	470	16.2	3.3	104,1	115	3/8

All models: Hose int. 3/8" (10mm) - @90 PSI (@6.3 Bar)

Listed specifications are for reference only. Please check documents in each tool or on www.cp.com

CP9373-2R/2H

Same features as CP9373-3R with 14.6" (370 mm) long and available in both round and hexagonal shanks



CP9373-3H

Same features as CP9373-3R with 15.7" (400 mm) and hexagonal shank



CP9373-4R/4H

Same features as CP9373-3R with 16.7" (425 mm) long and available in both round and hexagonal shanks

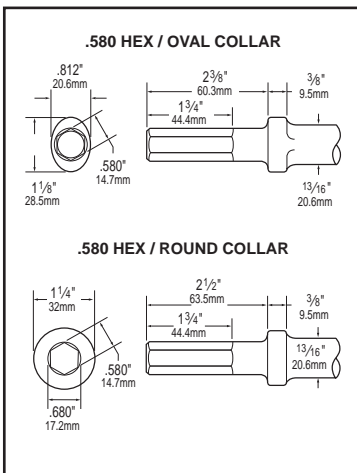


NOT FOR CE MARKET

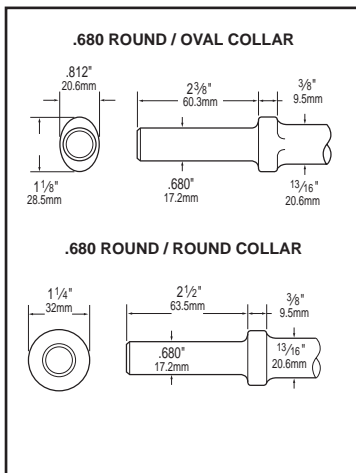
CHISEL PROFILES

- Castings cleaning, deburring
- Scaling applications
- Weld flux chipping
- Rivet busting
- Concrete mixers cleaning

CP93...-H (HEXAGONAL SHANK) ROUND/ OVAL COLLAR



CP93...-R (ROUND SHANK) ROUND/ OVAL COLLAR



See accessories on pages 162 to 169

★ GENERAL MAINTENANCE ★★ INDUSTRIAL MAINTENANCE & PRODUCTION ★★★ SUPER INDUSTRIAL

MODEL	PART NUMBER	BORE		STROKE		SHANK		BLOWS PER MINUTE	AIR CONS. @LOAD		WEIGHT		LENGTH		VIBRATION LEVEL ISO 28927 (M/S ²)		SOUND PRESS. ISO 15744 - dB(A)	SOUND POWER	AIR INLET	
		in.	mm	in.	mm	shape	in.		mm	blows/min	cfm	l/s	lb	kg	in.	mm				a
CP9373-2R	615 161 2110	1.1	29	2	51	Round	.680	17.2	2,600	30.0	14.0	17.9	8.2	14.6	370	12.4	3.9	99,6	111	7/8
CP9373-2H	615 161 2120	1.1	29	2	51	Hexagonal	.580	14.2	2,600	30.0	14.0	17.9	8.2	14.6	370	12.4	3.9	99,6	111	7/8
CP9373-3R	615 161 2130	1.1	29	2.5	64	Round	.680	17.2	2,150	31.0	14.9	19.3	8.8	15.7	400	13.7	3.1	99,3	110	7/8
CP9373-3H	615 161 2140	1.1	29	2.5	64	Hexagonal	.580	14.2	2,150	31.0	14.9	19.3	8.8	15.7	400	13.7	3.1	99,3	110	7/8
CP9373-4R	615 161 2150	1.1	29	4	102	Round	.680	17.2	1,700	33.0	15.7	20.1	9.2	16.7	425	14.3	2.9	99,9	111	7/8
CP9373-4H	615 161 2160	1.1	29	4	102	Hexagonal	.580	14.2	1,700	33.0	15.7	20.1	9.2	16.7	425	14.3	2.9	99,9	111	7/8

All models: Hose int. 3/8" (10mm) - @90 PSI (@6.3 Bar)

Listed specifications are for reference only. Please check documents in each tool or on www.cp.com

CP9373-3R ★★ ★



FEATURES

- Secure and durable D-handle grip
- Heavy duty 4 bolt construction
- Rubber exhaust deflector

NOT FOR CE MARKET



CP9373-3R

CHIPPING

B20 

LONG REACH SCALER

FEATURES

- Long reach scaler, 55.1" (1,400 mm)
- Hexagonal shank 5/8"

BENEFITS

- Three tools in one: chipping, scraping and de-scaling using a wide range of accessories
- High efficiency, with low air consumption
- Ideal for chipping, scraping, de-scaling



B20

B20-00

Flexible and low air consumption



B20-0

Handy handle length 43.3" (1,100 mm) covers all basic applications




B20-1

Longest reach handle 68" (1,730 mm) enables the widest range of scaling work





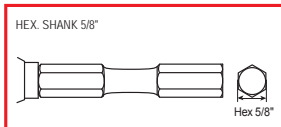
B20L

Aluminum body to reduce weight



B20L-1

Lightweight and suitable for vertical work



B20



See accessories on pages 162 to 169

 GENERAL MAINTENANCE  INDUSTRIAL MAINTENANCE & PRODUCTION  SUPER INDUSTRIAL

MODEL	PART NUMBER	BORE		STROKE		SHANK			BLOWS PER MINUTE		AIR CONS. @LOAD		WEIGHT		LENGTH		VIBRATION LEVEL ISO 28927 (M/S ²)		SOUND PRESS.	SOUND POWER	AIR INLET
		in.	mm	in.	mm	shape	in.	mm	blows/min	cfm	l/s	lb	kg	in.	mm	a	K	ISO 15744 - dB(A)			
B20	615 174 0340	1.1	28.6	1.3	39	Hexagonal	5/8	15.9	2,200	4.5	2.1	12.2	5.5	55.1	1400	13.1	18.3	86	97	1/4	
B20-0	615 174 0350	1.1	28.6	1.3	39	Hexagonal	5/8	15.9	2,200	5.5	2.1	10.8	4.9	43.3	1100	16.6	23.2	83	94	1/4	
B20-00	615 174 0360	1.1	28.6	1.3	39	Hexagonal	5/8	15.9	2,200	6.5	2.1	8.2	3.7	28.0	710	20.5	28.7	84	95	1/4	
B20-1	615 174 0370	1.1	28.6	1.3	39	Hexagonal	5/8	15.9	2,200	7.5	2.1	13.5	6.1	68.1	1730	14.2	19.9	84	95	1/4	
B20L	615 174 0380	1.1	28.6	1.3	39	Hexagonal	5/8	15.9	2,200	8.5	2.1	7.5	3.4	55.5	1410	21.2	29.6	86	97	1/4	
B20L-1	615 174 0390	1.1	28.6	1.3	39	Hexagonal	5/8	15.9	2,200	9.5	2.1	8.4	9.4	67.3	1710	19.8	27.7	84	95	1/4	

All models: Hose int. 3/8" (10mm) - @90 PSI (@6.3 Bar)

Listed specifications are for reference only. Please check documents in each tool or on www.cp.com

Bench Sand Rammers

CP0200B18-2F



COMPACT AND LIGHTWEIGHT

FEATURES

- High efficiency due to the high bpm
- Extra durability due to heat treated parts
- Safety lever included

BENEFITS

- Ideal for foundry applications
- Comfortable operation and high production
- Bench rammers used for casting sand in cylinders and large molds

Floor Sand Rammers

CP0200B18L-2F



HEAVY COMPRESSING APPLICATION

FEATURES

- Powerful yet lightweight rammers
- Extended models for comfortable use
- Safety lever included

BENEFITS

- Ideal for foundry applications
- Floor rammer to be used in standing position to compact sand at floor level

CP0200B22-2F/B25-2F

Same features as CP0200B18-2F and available in both 0.9" (22 mm) / 1" (25.4 mm) bores

CP0200B18/B22/B25

Same features as CP0200B18-2F and available in both 0.7" (18 mm) / 1" (25.4 mm) bores without safety lever

CP0200B22L-2F/B25L-2F/B32L-2F

Same features as CP0200B18L-2F and available in both 0.9" (22 mm) / 1" (25 mm) / 1.3" (32 mm) bores

CP0200B18L/22L/B25L/B32L

Same features as CP0200B18L-2F and available in both 0.7" (18 mm) / 0.9" (22 mm) / 1.3" (32 mm) bores but without safety lever



CP0200



See accessories on pages 162 to 169

 GENERAL MAINTENANCE  INDUSTRIAL MAINTENANCE & PRODUCTION  SUPER INDUSTRIAL

MODEL	PART NUMBER	STRIKE FREQUENCY bpm	BORE		STROKE		BUTT DIAMETER		LENGTH		WEIGHT		AIR CONSUMPTION @LOAD		AIR INLET		INNER HOSE DIA.		SOUND PRESS. ISO 15744 - dB(A)	SOUND POWER	VIBRATION LEVEL ISO 28927 (M/S ²)	
			in.	mm	in.	mm	in.	mm	in.	mm	in.	mm	in.	mm	in.	mm	a	K				
CP0200B18	615 161 8010	1,800	0.7	18	2	50	1.61	41	11.0	280	3.3	1.5	14.1	6.7	1/4	3/8	10	95	106	19.4	5.9	
CP0200B22	615 161 8030	1,020	0.9	22	2.5	64	2.01	51	13.8	350	6.6	3.0	17.7	8.4	3/8	3/8	10	95	106	19.4	6.1	
CP0200B25	615 161 8050	780	1.0	25.4	3.2	83	2.64	67	19.9	506	12.1	5.5	24.7	11.7	3/8	1/2	13	95	106	24.3	7.6	
CP0200B18L	615 161 8080	1,800	0.7	18	2	50	1.61	41	22.0	558	4.4	2.0	14.1	6.7	1/4	3/8	10	95	106	13.9	4.2	
CP0200B22L	615 161 8100	1,020	0.9	22	2.5	64	2.01	51	24.9	633	7.2	3.3	17.7	8.4	1/4	3/8	10	95	106	17.7	5.4	
CP0200B25L	615 161 8120	780	1.0	25.4	3.2	83	2.64	67	41.0	1044	13.2	6.0	24.7	11.7	1/2	1/2	13	95	106	19.1	5.8	
CP0200B32L	615 161 8070	720	1.3	32	5	127	2.95	75	42.7	1087	22.0	10.0	28.3	13.4	1/2	1/2	13	95	106	26.0	7.8	
CP0200B18-2F	615 161 8020	1,800	0.7	18	2	50	1.61	41	11.0	280	3.3	1.5	14.1	6.7	1/4	3/8	10	95	106	19.4	5.9	
CP0200B22-2F	615 161 8040	1,020	0.9	22	2.5	64	2.01	51	13.8	350	6.6	3.0	17.7	8.4	3/8	3/8	10	95	106	19.4	6.1	
CP0200B25-2F	615 161 8060	780	1.0	25.4	3.2	83	2.64	67	19.9	506	12.1	5.5	24.7	11.7	3/8	1/2	13	95	106	24.3	7.6	
CP0200B18L-2F	615 161 8090	1,800	0.7	18	2	50	1.61	41	22.0	558	4.4	2.0	14.1	6.7	1/4	3/8	10	95	106	13.9	4.2	
CP0200B22L-2F	615 161 8110	1,020	0.9	22	2.5	64	2.01	51	24.9	633	7.2	3.3	17.7	8.4	1/4	3/8	10	95	106	17.7	5.4	
CP0200B25L-2F	615 161 8130	780	1.0	25.4	3.2	83	2.64	67	41.0	1044	13.2	6.0	24.7	11.7	1/2	1/2	13	95	106	19.1	5.8	
CP0200B32L-2F	615 161 8140	720	1.3	32	5	127	2.95	75	42.7	1087	22.0	10.0	28.3	13.4	1/2	1/2	13	95	106	26.0	7.8	

All models: Hose int. 3/8" (10mm) - @90 PSI (@6.3 Bar)
Exept B25, B32: 1/2" (13mm)

Listed specifications are for reference only. Please check documents in each tool or on www.cp.com


CHIPPING

Accessories - Chipping

CHISELS

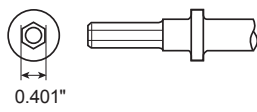
TYPE OF SHANK

Round .401"



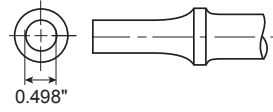
CP7111, CP714, CP716

Hex .401"



CP7111H

Round .498"



CP717



DRAWING	DESCRIPTION	LENGTH		WIDTH		SHANK		
		in	mm	in	mm	ROUND .401"	HEX .401"	ROUND .498"
	Flat Chisel	7	178	0.5	12.7	A008542		
		7	178	0.625	16			A047073
		7	178	0.75	19	A046073	CA155786	
		18	457	0.75	19	A046080		
	Undercoat Goo Scraper	6.5	165	1	25	A046072		
	Spot Weld Splitter	7	178	1	25	A046075	CA155792	
	Twin Blade Panel Cutter	7	178	1	25	A046071	CA155784	A047071
	Nut Splitter	10	254	0.75	19	A046044		
	Rivet Cutter	6	152	0.75	19			A047050
		6.5	165	0.625	16	A046050	CA155778	
	Angle Scaling	7	178	1.25	32	A046063	CA155780	A047051
	Scraper	6	152	1.75	44	A133907		
	Diamond Point	7	178	0.3	7.6	A046064	CA155782	
	Edging Chisel	5.375	137	0.625	16	A046076		


Accessories - Chipping



CHISELS

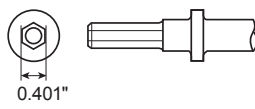
TYPE OF SHANK

Round .401"



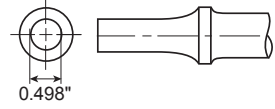
CP7111, CP714, CP716

Hex .401"



CP7111H

Round .498"



CP717

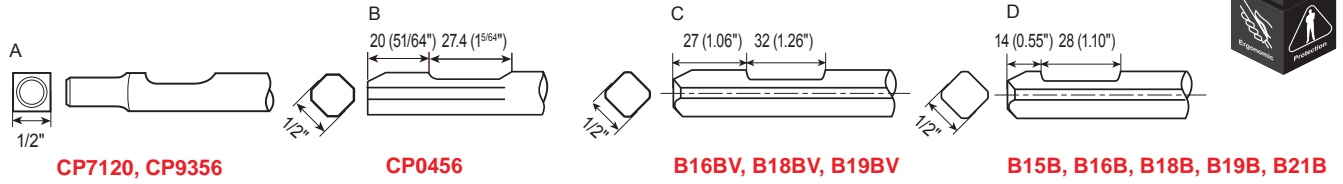
DRAWING	DESCRIPTION	LENGTH		WIDTH		SHANK		
		in	mm	in	mm	ROUND .401"	HEX .401"	ROUND .498"
	Blank Chisel* <small>*Needs heat treatment</small>	7	178	0.512	13	A046074	CA155790	
	Straight Punch	7	178	0.498	12.5			A047074
	Tapered Punch	7	178	0.3	7.6			A047078
	Tapered Punch	7	178	0.1	2.5	A046078	CA157107	
	Bushing Splitter	7	178	-	-			A047052
	Tie Rod (Universal Joint)	4.25	108	0.625	16	A046057		A047057
	Rivet Removal	3.5	89	0.125	3	A046087		
		3.5	89	0.188	5	A046088		
	Rivet Removal	3.5	89	0.25	6	A046089		
	Smoothing Hammer	3	76	1.25	32	A046090		A047091
		3	76	1.75	44	A046091		
	Separator Fork	7	178	0.75	19			A047059
		7	178	1.25	32			A047061

CHIPPING

Accessories - Chipping

CHISELS

TYPE OF SHANK



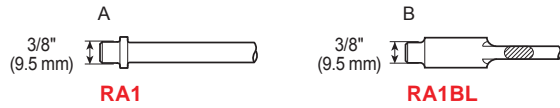
DRAWING	DESCRIPTION	LENGTH		WIDTH		SHANK			
		in	mm	in	mm	A	B	C	D
	Flat Chisel	4	102	0.625	16	WP123997			
		7	178	0.75	19	205 051 2803		615 804 4430	615 804 6180
		7.5	191	0.625	16	WP123996			
		7.5	191	0.75	19		P073225		
		10	254	0.75	19				615 804 6200
	Wide Scaling	7	178	1.375	35	WP123998			
		7	178	2	50	894 016 2308		615 003 9000 ATEX	615 804 6210 ATEX
		7	178	2.5	64			615 804 4450	615 804 6190
		8.38	213	1.75	44		P070982		
	Rounded Point	3.75	95	1.25	32		P072213		
		9	229	1.25	32		P084175		
		12	305	1.25	32		P084176		
		18	457	1.25	32		P084177		
	Cape Chisel	7	178	0.1	2,5		P073224		
		8	203	0.25	6			615 804 0620	
	Angle Scaling	6.5	165	1.375	35	WP123999			
		7	178	1.375	35		P084376	615 804 4440	615 804 6220
	Diamond Point	7.5	191	0.25	6	WP123995	P073223		
	Blank Chisel* *Needs heat treatment	7	178	0.5	12.7	WP123994			
	Pointed Chisel	7	180	-	-	205 051 2793			



Accessories - Chipping

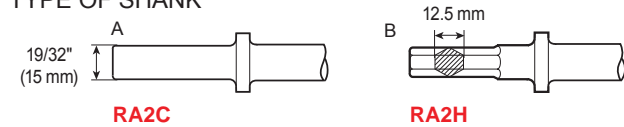
CHISELS

TYPE OF SHANK



DRAWING	DESCRIPTION	LENGTH		WIDTH		SHANK	
		in	mm	in	mm	A	B
	Flat Chisel	5.7	145	0.25	6	615 041 1140	
		5.9	150	0.375	9.5	615 040 1150	
		7.9	200	0.25	6	615 041 1200	
	Blank Chisel*	9.9	250	0.25	6	615 804 4370	
		*Needs heat treatment					
	Straight Chisel	9.9	250	0.25	6	615 804 4380	

TYPE OF SHANK



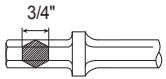
DRAWING	DESCRIPTION	LENGTH		WIDTH		SHANK	
		in	mm	in	mm	A	B
	Flat Chisel	7.3	185	0.625	16	615 045 1180	615 046 1180
		9.9	250	0.625	16	615 804 0880	615 804 0890
		12.2	310	0.625	16	615 804 4310	
		19.7	500	0.625	16	615 804 0900	
	Flat Chisel	12.2	310	0.95	24	615 804 4400	
	Wide Scaling	9.9	250	2	50	615 804 4210	
	Blank Chisel*	6.9	175	0.625	16	615 046 0170	
		9.45	240	0.625	16	615 046 0240	
		*Needs heat treatment					
	Pick Chisel	7.3	185	-	-	615 045 2180	615 046 2180
		9.9	250	-	-	615 804 0920	
	Blade Cutter	7.7	195	0.55	14	615 046 9200	

CHIPPING

Accessories - Chipping

CHISELS

TYPE OF SHANK

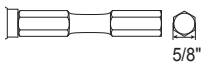


GV5



DRAWING	DESCRIPTION	LENGTH		WIDTH		SHANK
		in	mm	in	mm	A
	Flat Chisel	11.8	300	0.75	19	615 804 0950
		19.7	500	0.75	19	615 804 0960
	Pick Chisel	11.8	300	-	-	615 804 0930
		19.7	500	-	-	615 804 0940
	Scraper	9.9	250	2.4	60	615 804 0970

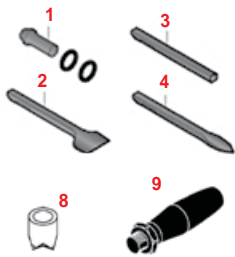
TYPE OF SHANK



B20 series, B19B1

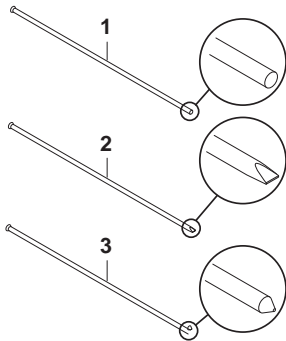
DRAWING	DESCRIPTION	LENGTH		WIDTH		SHANK
		in	mm	in	mm	A
	Flat Chisel	9	229	2	50	615 002 9000 ATEX
		9	229	2	50	615 804 4420
	Asphalt Cutter	8	203	4	100	615 804 4410
	Scraper	-	-	4	102	615 002 9010
	Blades for Scraper x5					615 250 5270
	Scraper	-	-	8	203	615 002 9020
	Blades for Scraper x5					615 250 5280
	Comb Holder	8	203	-	-	615 002 9030
	Comb Blades	-	-	1	25	615 250 5390

CHISELS



MODEL	ITEM	DESCRIPTION	PART NO.
CP9361	1	Anvil for use with chisels & blank	P054207
	2	Flat chisel	P054183
	3	Chisel blank	P054184
	4	Round nose chisel	P054182
	-	Carrying case	P137979
B14/B23	8	Cross bit, conical shank (carbide tipped)	615 250 5450
	9	Side handle	615 576 5130
	.	Washer	615 746 5290

NEEDLES



- 1 - Flat type : Light treatment and polishing effect
 - 2 - Chisel Type : Light surface marking
 - 3 - Pointed Type : Very hard scale
- Anti spark needles.** Cold Spark for use in potentially explosive areas.
- Stainless Steel needles.** For use in applications where corrosion or humidity presents a problem such as food processing industry

MODEL USED	TYPE	DIAMETER		LENGTH		QTY IN PACKAGE	PART NUMBER
		in.	mm	in.	mm		
CP7125, B15M	1	5/64	2	7	178	29	NP123905
CP0952	1	5/64	2	7	178	53	NP123906
CP7125, B15M, B16M, B18M, B19M	1	5/64	2	7	178	100	615 399 8160
CP7115	1	1/8	3	5	127	12	895 101 1498
CP7120, CP7125, B16M, B16MV, B18M, B18MV, CP0456, CP9356	1	1/8	3	5	127	19	P136403
B15M, CP0951	1	1/8	3	7	178	12	NP123901
	1	1/8	3	7	178	19	894 015 9860
CP7120, CP7125, B16M, B16MV, B18M, B18MV, CP0456, CP9356	1 (High grade steel)	1/8	3	7	178	19	P100146
	1 (Stainless steel)	1/8	3	7	178	19	P106454
CP0952	1	1/8	3	7	178	23	NP123902
B19M, B19MV	1	1/8	3	7	178	28	NP123903
	1	1/8	3	7	178	100	615 399 8170
CP7120, CP7125, B15M, B16M, B16MV, B18M, B18MV, B19M, B19MV, B21M, CP0456	1 (Anti-sparking)	1/8	3	7	178	100	894 017 1565
	1	1/8	3	7	178	250	NP137638
	2	1/8	3	7	178	100	615 399 8190
	3	1/8	3	7	178	100	615 399 8210
B19M, B21M	1	5/32	4	7	178	100	615 399 8180
	3	5/32	4	7	178	100	615 399 8220



NEEDLE HOLDERS

The CP tools can use different types of needles to fit a wider range of applications

MODEL USED	CAPACITY		
	5/64" (2 mm)	1/8" (3 mm)	5/32" (4 mm)
CP0952	NP123918 (Qty 53)	NP123922 (Qty 23)	
CP7125	895 101 1512 (Qty 29)	895 101 1513 (Qty 19)	
B15M	615 250 5310 (Qty 29)	615 250 5210 (Qty 12)	
B16M	615 250 5320 (Qty 51)	615 250 5140 (Qty 19)	
B18M	615 250 5320 (Qty 51)	615 250 5140 (Qty 19)	
B19M	615 250 5430 (Qty 65)	615 250 5170 (Qty 28)	615 250 5330 (Qty 19)
B21M		615 250 5370 (Qty 49)	615 250 5290 (Qty 35)

RUBBER BUTTS FOR SAND RAMMERS



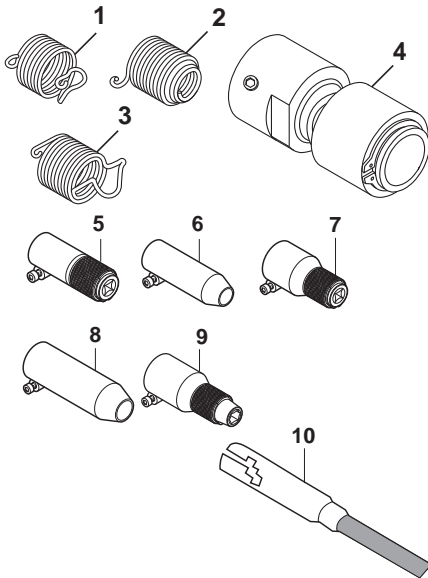
PART NUMBER	SIZE						MODEL
	D		d		H		
	in.	mm	in.	mm	in.	mm	
541 205 5532	2.0	51	0.46	11.8	2.36	60	CP0200-B18 Series
541 205 5534	2.0	51	0.54	13.75	2.36	60	CP0200-B22 Series
541 205 5535	2.64	67	0.68	17.25	3.15	80	CP0200-B25 Series
541 205 5536	2.95	75	0.74	18.75	3.62	92	CP0200-B32 Series

CHIPPING

Accessories & Dimensions - Chipping

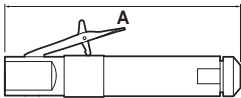


TOOL RETAINERS



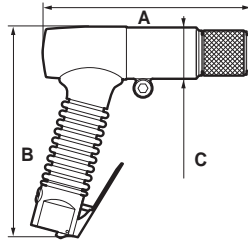
MODEL USED	TYPE	PART NUMBER	DESCRIPTION
CP7111 / CP714	1	205 048 7413	Quick Change
	1	A046095	Heavy Duty Quick Change
	2	A046096	Bee hive
	3	205 052 5333	Zip Change
	3	A046094	Heavy Duty Zip Change made in USA
CP716	4	894 015 8924	Posi Lock Quick Change
	4	A121721	Heavy Duty Posi Lock Quick Change made in USA
CP717	1	CA157640	Quick Change
B15B(M)	1	A047095	Quick change retainer
	2	A047096	Bee hive
B16B(M) / B18B(M)	5	615 250 5240	1/2" Square Tool Retainer
B19B(M)	6	615 250 5230	Round adjustable sleeve
B19B1	5	615 250 5250	1/2" Square Tool Retainer
B21B(M)	7	615 250 5380	1/2" Square Tool Retainer
CP9356	8	615 250 5190	Round adjustable sleeve
	9	615 250 5260	5/8" Hexagonal Tool Retainer
	7	615 250 5360	1/2" Square Tool Retainer
	10	P136983	Round Nose

DIMENSIONS



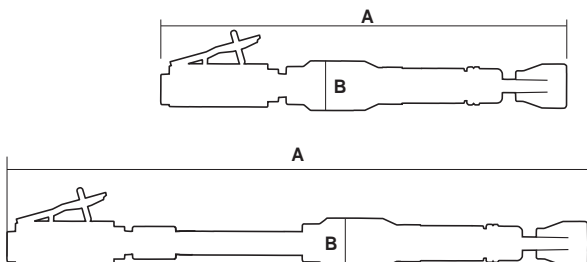
MODEL	A	
	in.	mm
B15B	8	201
B16B	9	231
B16BV	16.7	425
CP7115	11.4	290
CP0951	13.4	340
CP7120	18	457
CP9356NS	9.4	238
CP9356WF	9.4	238
CP0456 LASAN	16.3	413
CP0456 LESAR	8.6	219
B15M	13.2	335
B16M	14.4	366
B16MV	14.2	360

For B20 series dimensions, please see the specifications table p. 160



AIR SCRIBE	A	
	in.	mm
CP9361	5.0	147
CP9160	5.8	127

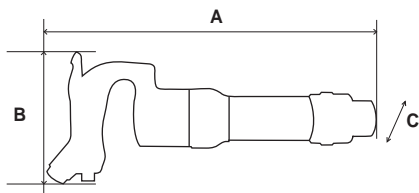
PISTOL SHAPE	A		B		C	
	in	mm	in	mm	in	mm
CP7111	7.5	190	5.7	145	1.6	40
CP714	7.7	195	6.1	155	2	50
CP717	8.7	220	6.1	155	2.4	60
CP716	7.5	190	-	-	1.6	40
CP7125	12.4	315	4.7	120	1.7	45
RA1	7.5	190	5.1	130	1.2	30
RA1BL	7.5	190	5.1	130	1.2	30
RA2C	8.3	210	5.9	150	1.6	40
RA2H	8.3	210	5.9	150	1.6	40
GV5	15.2	385	-	-	-	-
B18B	6.8	173	6.7	170	1.7	43
B19B	7.5	191	7	180	2	51
B19B1	8.6	218	7	180	2	51
B21B	12.2	310	6.5	165	2.4	60
B18BV	16.5	420	7	180	2	50
B19BV	17.7	450	7	180	2.3	58
B18M	12.4	315	6.7	170	1.9	48
B19M	13.5	342	6.7	177	2.4	60
B21M	19.0	484	6.5	165	2.6	66
B18MV	13.4	340	7	180	2	50
B19MV	14.8	375	7	180	2.3	58
CP0952	12.6	320	-	-	2.5	64



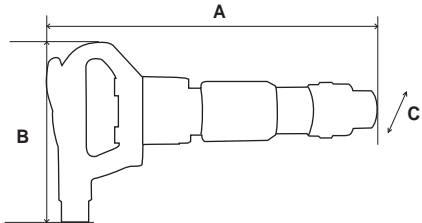
SAND RAMMERS	A		B	
	in	mm	in	mm
CP0200B18-2F	15.4-17.3	390-440	1.8	46
CP0200B22-2F	18.3-20.8	465-529	2.0	50
CP0200B25-2F	24.8-28.1	630-713	2.4	60
CP0200B18L-2F	21.3-23.3	542-592	1.8	46
CP0200B22L-2F	24.2-26.7	614-678	2.0	50
CP0200B25L-2F	40.9-44.1	1038-1121	2.4	60
CP0200B32L-2F	44.2-49.2	1123-1250	2.7	68



DIMENSIONS



GOOSENECK HANDLE	A		B		C	
	in	mm	in	mm	in	mm
CP9362-2R/2H	12.6	320	5.9	150	2.4	62
CP9363-1R/1H	14.0	355	6.7	170	3	76
CP9363-2R/2H	15.4	390	6.7	170	3	76
CP9363-3R/3H	17.3	440	6.7	170	3	76
CP9363-4R/4H	18.5	470	6.7	170	3	76



D-HANDLE	A		B		C	
	in	mm	in	mm	in	mm
CP9373-2R/2H	14.6	370	8.7	220	3.1	80
CP9373-3R/3H	15.7	400	8.7	220	3.1	80
CP9373-4R/4H	16.7	425	8.7	220	3.1	80

Kits

CP717 Kit

Part No. T025365
Kit includes:



T020120	CP717 Hammer
A047071	Twin Blade Panel Cutter
A047050	Rivet Cutter
A047091	1-1/4" Smoothing Hammer
A047074	Straight Punch

CP714 Kit

Part No. T025364
Kit includes:



T012735	CP714 Hammer
A046073*	Flat Chisel
A046078*	Tapered Punch
A046074	Blank Chisel
A046071	Twin Blade Panel Cutter

*Kit comes with 5" chisel, accessories aside with 7" chisel

CP9361-1

Part No. T011970
Kit includes:



P043886	Air hose - 3/16" (5mm) bore - L: 8 ft (2.4m)
P056381	Air Filter assembly
P054177	Stylus - carbide tipped
P054207	Anvil for use with chisels & blank
P054183	Flat chisel
P054184	Chisel blank
P054182	Round nose chisel
P137979	Carrying case

CP7111 Kit

Part No. 894 117 1110
Kit includes:



894 107 1110	CP7111 Hammer
A046073	Flat Chisel
A046078	Tapered Punch
A046075	Spot Weld Splitter
-	Single Blade Panel Cutter
A046076	Edging Chisel
205 048 7413	Quick Change Retainer
205 052 4123	Oiler

CP7111HEX Kit

Part No. 894 117 1111
Kit includes:

894 107 1111	CP7111H Hammer
CA155786	Flat Chisel
CA157107	Tapered Punch
CA155792	Spot Weld Splitter
-	Single Blade Panel Cutter
-	Edging Chisel
205 048 7413	Quick Change Retainer
205 052 4123	Oiler

TUNE-UP KITS



MODEL	TUNE-UP KIT
CP7120	205 050 6933
CP7125	894 016 9838
CP7115	894 016 9996
CP7111/7111H	205 050 6823
CP9160	205 050 6913
CP0200B..(L)-2F	894 017 0210
CP9363-x	615 398 8300
CP9373-x	615 398 8310

SPECIALTY TOOLS



CP OFFERS A WIDE RANGE OF SPECIALTY TOOLS TO ENHANCE THE DEPTH OF ITS PRODUCT PORTFOLIO



▶ RIVETERS



▶ CAULKING GUNS



▶ ENGRAVING PENS



▶ SAWS



▶ TIRE BUFFERS



▶ HIGH SPEED CUTTERS



▶ NIBBLERS



▶ AIR FILES



▶ SHEARS

SPECIALTY TOOLS

Riveting & Caulking

CP9883 ★★

3/16" rivet max capacity
4.8mm



LIGHTWEIGHT & STRONG

FEATURES

- Air riveters for General Maintenance or Light-duty Production
- Compact size and composite body

BENEFITS

- Ideal for versatile applications
- Durable, reliable and easy to service
- Maximize operator comfort

CP9884

Similar features as CP9883 for longer rivet capacity: 1/4" (6.4 mm)

CP9885 ★

Standard Cartridge

2" x 8-1/2" (50 x 210 mm)



AIR CAULKING GUN

FEATURES

- Durable lightweight design
- Trigger controlled material flow
- Accepts standard cartridges: 2" x 8-1/2" (50x210 mm)

BENEFITS

- Labor time saving
- Easy to handle
- Operator comfort



CP9882 ★

3/16" rivet max capacity
4.8mm



EASY-TO-USE & RELIABLE

FEATURES

- Air riveter for General Maintenance
- Compact size

BENEFITS

- Simple construction for easy maintenance
- Great for trailer panels, number plates, and any type of panels maintenance



CP9884



See accessories on pages 177

★ GENERAL MAINTENANCE ★★ INDUSTRIAL MAINTENANCE & PRODUCTION ★★★ SUPER INDUSTRIAL

MODEL	PART NUMBER	MAX AXIAL PULLING LOAD		AIR CONS @LOAD		LENGTH		NET WEIGHT		VIBRATION LEVEL ISO 8662-12 (M/S2)		SOUND PRESSURE ISO 15744 - dB(A)	SOUND POWER	AIR INLET
		lb@85psi	kg	cfm	l/s	in.	mm	lb	kg	a	k			
CP9882	894 109 8820	2,200	1,000	4.0	1.9	8.9	225	3.3	1.5	<2.5	-	62	73	1/4
CP9883	894 109 8830	1,900	865	4.5	2.1	11.8	300	3.2	1.5	<2.5	-	55	66	1/4
CP9884	894 109 8840	3,530	1,600	9.0	4.3	12.2	310	4.2	1.9	<2.5	-	56	67	1/4
CP9885	615 197 9885	-	-	16.8	8.0	10.1	270	2.3	1.0	<2.5	-	71	82	1/4

All models: Hose int. 3/8" (9.5mm) - @90 PSI (@6.3 Bar)

Listed specifications are for reference only. Please check documents in each tool or on www.cp.com

Engraving

CP9160 ★



ENGRAVING PEN

FEATURES

- Very quiet engraving pen with an integrated 6.5 ft (2 m) hose
- High blows per minute (32,400 BPM)

BENEFITS

- Efficient engraving with low noise
- Precise & reliable
- Comfortable handling



CP9361

CP9361-1 Kit ★★

AIR SCRIBE KIT

FEATURES

- Highest durability in the market
- Hose 8ft (2.4m) length with air filter
- Convertible to a hammer or a light scaler

BENEFITS

- Constructed of premium components
- Easy handling and Comfortable use
- Adjustable power for a variety of applications and materials such as: metals, plastics, ceramics, and glass



CP9361-1 Kit

CP9361

Same features as CP9361-1 Kit with the tool and the hose only



See accessories on pages 177

★ GENERAL MAINTENANCE ★★ INDUSTRIAL MAINTENANCE & PRODUCTION ★★★ SUPER INDUSTRIAL

MODEL	PART NUMBER	BLOWS PER MIN.	AIR CONS. @ LOAD		LENGTH		NET WEIGHT		VIBRATION LEVEL ISO 28927 (M/S ²)		SOUND PRESSURE	SOUND POWER	HOSE INT.		AIR INLET
			cfm	l/s	in.	mm	lb	kg	a	K	ISO 15744 - dB(A)	in.	mm	in.	
CP9160	615 197 9160	32,400	1.7	0.8	5.8	147	0.3	0.1	8.1	1.9	59	70	1/4	6	1/4
CP9361	T012644	13,500	0.2	0.1	5.0	127	0.3	0.1	5.1	2.4	79	90	3/16	5	1/4
CP9361-1 Kit	T011970	13,500	0.2	0.1	5.0	127	0.3	0.1	5.1	2.4	79	90	3/16	5	1/4

CP9160: Hose int. 1/4" (6mm) - CP9361: Hose int. 3/16" (5mm) - @90 PSI (@6.3 Bar)

Listed specifications are for reference only. Please check documents in each tool or on www.cp.com

SPECIALTY TOOLS

Cutting

CP7901

3/8" / 10mm stroke



CP7901Kit
See details page 177



LOW VIBRATION

FEATURES

- Air reciprocating saw
- Very low vibration
- 3/8" (10 mm) stroke length

BENEFITS

- Reduced vibration for operator comfort and control
- Maximize operator comfort and productivity
- Premium tool for all cutting applications

CP881

3/8" / 10mm stroke



INTENSE CUTTING

FEATURES

- Air reciprocating saw
- Power and speed of 9,500 strokes per minute
- Rugged construction for intense cutting

BENEFITS

- Cut through material with ease
- Powerful and durable
- Ideal tool for General Maintenance

CP7900

3/8" / 10mm stroke




LIGHTWEIGHT

FEATURES

- Ergonomic design and robust housing handle
- Adjustable guard guide
- 3/8" (10 mm) stroke length

BENEFITS

- Compact and lightweight for all general cutting
- Ideal tool for periodic usage



CP7900



See accessories on pages 177

 GENERAL MAINTENANCE  INDUSTRIAL MAINTENANCE & PRODUCTION  SUPER INDUSTRIAL

MODEL	PART NUMBER	STROKES PER MINUTE	STROKES LENGTH		AIR CONS. @LOAD		NET WEIGHT		LENGTH		VIBRATION LEVEL ISO 28927 (M/S ²)		SOUND PRESSURE ISO 15744 - dB(A)	SOUND POWER	AIR INLET
			in.	mm	cfm	l/s	lb	kg	in.	mm	a	K			
CP881	T023916	9,500	3/8	10	6.0	2.8	1.6	0.7	8.6	219	23.2	6.6	84	95	1/4
CP7900	894 107 9000	10,000	3/8	10	5.5	2.6	1.3	0.6	8.5	216	19.6	5.2	82	93	1/4
CP7901	894 107 9011	10,000	3/8	10	5.5	2.6	1.9	0.9	9.0	229	<2.5	-	78	89	1/4

All models: Hose int. 3/8" (9.5mm) - @90 PSI (@6.3 Bar)

Listed specifications are for reference only. Please check documents in each tool or on www.cp.com

Cutting

CP874 ★

 22,000 RPM



HIGH-SPEED CUTTING

FEATURES

- High speed cutter
- Wheel diameter 2-7/8" (73 mm)
- Adjustable speed regulator

BENEFITS

- Precise and safe control
- Ideal for cutting through composite, sheet metal, bolts, etc.

CP861 ★★

  20,000 RPM





DURABILITY & POWER

FEATURES

- Heavy-duty high speed cutter
- Rugged, energy efficient 0.5 hp (370 W) motor
- Lightweight tool: 1.63 lbs (0.74kg)

BENEFITS

- Power, durability and productivity
- Excellent for cutting through composite, fiberglass, steel metal, bolts, clamps.

CP873 ★

2,800 RPM



CP873K

See details page 177

LOW SPEED



FEATURES

- Low speed buffing
- Adjustable speed control
- Quick change slip chuck

BENEFITS

- Must have pneumatic buffing tool
- Fast and easy change of buffing wheel
- Ideal for patchwork, roughing areas for recapping and cleaning tire moldings



See accessories on pages 177

 GENERAL MAINTENANCE  INDUSTRIAL MAINTENANCE & PRODUCTION  SUPER INDUSTRIAL

MODEL	PART NUMBER	POWER		CHUCK / WHEEL SIZE		FREE SPEED	AIR CONS @LOAD		LENGTH		WEIGHT		VIBRATION LEVEL ISO 28927 (M/S2)		SOUND PRESS.	SOUND POWER	AIR INLET
		hp	W	in.	mm	rpm	cfm	l/s	in.	mm	lb	kg	a	K	ISO 15744 - dB(A)	in.	
CP861	T022039	0.5	370	2-7/8	73	20,000	8.5	4.0	7.8	197	1.6	0.7		1.0	79	90	1/4
CP873	T025374	0.5	370	7/16 hex	11	2,800	13.0	6.1	8.3	210	2.3	1.0			88	99	1/4
CP874	T025375	0.5	370	2-7/8	73	22,000	12.5	5.9	7.3	184	1.8	0.8		4.0	88	99	1/4
CP9116	894 109 1160	1.0	746	4	100	14,000	4.0	1.9	14.8	370	3.7	1.8		3.0	86	97	1/4

All models: Hose int. 3/8" (9.5mm) - @90 PSI (@6.3 Bar)

Listed specifications are for reference only. Please check documents in each tool or on www.cp.com

SPECIALTY TOOLS

Nibbling, Shearing and Filing

CP835 ★



GOOD CUTTING CONTROL

FEATURES

- Heavy-duty nibbler
- Rugged head and 0.177" diameter punch cuts steel up to .060" (16 gauge) and aluminum up to .102" (10 gauge)
- Easy access to punch and die for quick replacement

BENEFITS

- Easy to operate and control
- Perfect for accurate cutting and best for tight corners and circles
- Used for nibbling plastic, tin, aluminum and others metals

CP785S ★★



RELIABLE & POWERFUL

FEATURES

- Heavy-duty pistol shear
- Powerful efficient 0.5 hp (370 W) motor to cut up to 18-gauge steel (1.1 mm - 0.04")
- Triple idler planetary gearing

BENEFITS

- Smooth operation and extended life
- Operator comfort
- Reliable cutting performance

CP9705 ★



CP9710

Similar features as CP9705 with 8,000 strokes/min.


POWERFUL & PRECISE

FEATURES

- Air file 0.2" (5mm) stroke
- Lock-off lever to prevent accidental start-up
- 360° swivel air inlet

BENEFITS

- Excellent tool for use in confined areas
- Ideal for precise work
- Deburring or sharpening sheet metal, iron or plastic



See accessories on pages 177

★ GENERAL MAINTENANCE ★★ INDUSTRIAL MAINTENANCE & PRODUCTION ★★★ SUPER INDUSTRIAL

MODEL	PART NUMBER	STROKES PER MIN	AIR CONS @LOAD		LENGTH		WEIGHT		VIBRATION LEVEL ISO 28927 (M/S ²)		SOUND PRESSURE ISO 15744 - dB(A)	SOUND POWER	AIR INLET
			cfm	l/s	in.	mm	lb	kg	a	K			
CP785S	T023200	2,400	15.5	7.3	8.3	229	2.5	0.9	3.2	3.0	84	95	1/4
CP835	T022550	2,750	17.0	8.0	7.5	216	2.3	0.6	5.4	3.0	86	97	1/4
CP9705	615 193 9705	12,000	6.0	2.8	8.0	204	1.2	0.6	5	3.0	73	84	1/4
CP9710	615 193 9710	8,000	6.0	2.8	9.8	250	1.3	0.6	5	3.0	63	74	1/4

All models: Hose int. 3/8" (9.5mm) - @90 PSI (@6.3 Bar)

Listed specifications are for reference only. Please check documents in each tool or on www.cp.com

Kits - Accessories - Spares

Kits

CP7901 Kit

Part No. 894 107 9010

Kit includes:

- (1) Heavy duty saw CP7901
- (5) Each 18T, 24T, 32T blades
- (1) Swivel inlet in a heavy duty case




CP873 Kit

Part No. T024362

Kit includes:

- (1) Tire buffer CP873
- (1) Whip hose and exhaust hose



CP7901

OPTIONAL ACCESSORIES



SAW BLADES FOR CP7901

ACCESSORIES	PART NUMBER
18T Saw blades (5)	894 015 8775
24T Saw blades (5)	894 015 8776
32T Saw blades (5)	894 015 8777



SAW BLADES FOR CP7900 & CP881

ACCESSORIES	PART NUMBER
18T Saw blades (5)	CA146719
24T Saw blades (5)	CA146720
32T Saw blades (5)	CA146721

PUNCH FOR CP835

ACCESSORIES	PART NUMBER
Punch set	KF137310
Die	KF137273

WHEELS FOR CP861 & CP874

ACCESSORIES	PART NUMBER
Package of 5 wheels (ø 2-7/8" x 1/16" x 3/8" - 73x1.6x9.52mm)	CA155312



SHANK FILE FOR CP9705 AND CP9710

ACCESSORIES	PART NUMBER
0.2" (5mm) Shank file rectangular (5)	205 051 9113
0.2" (5mm) Shank file round (5)	205 051 9123
0.2" (5mm) Shank file half round (5)	205 051 9133
0.2" (5mm) Shank file triangular (5)	205 051 9143



TUNE-UP KIT

MODEL	TUNE-UP KIT
CP9882	894 016 9881
CP9160	205 050 6913

AIR LINE NETWORK



Chicago Pneumatic Air Preparation Units

Designed for maximum tool performance



- ▶ FRL
- ▶ AIR FLEX
- ▶ HOSE REELS
- ▶ HOSES
- ▶ HOSE WHIP
- ▶ SPIRAL HOSE
- ▶ COUPLINGS
- ▶ OILERS



- ▶ OTHER ACCESSORIES
- ▶ BALANCERS

Chicago Pneumatic

Offers a wider range of couplings to create the best possible solution together with Power Tools.

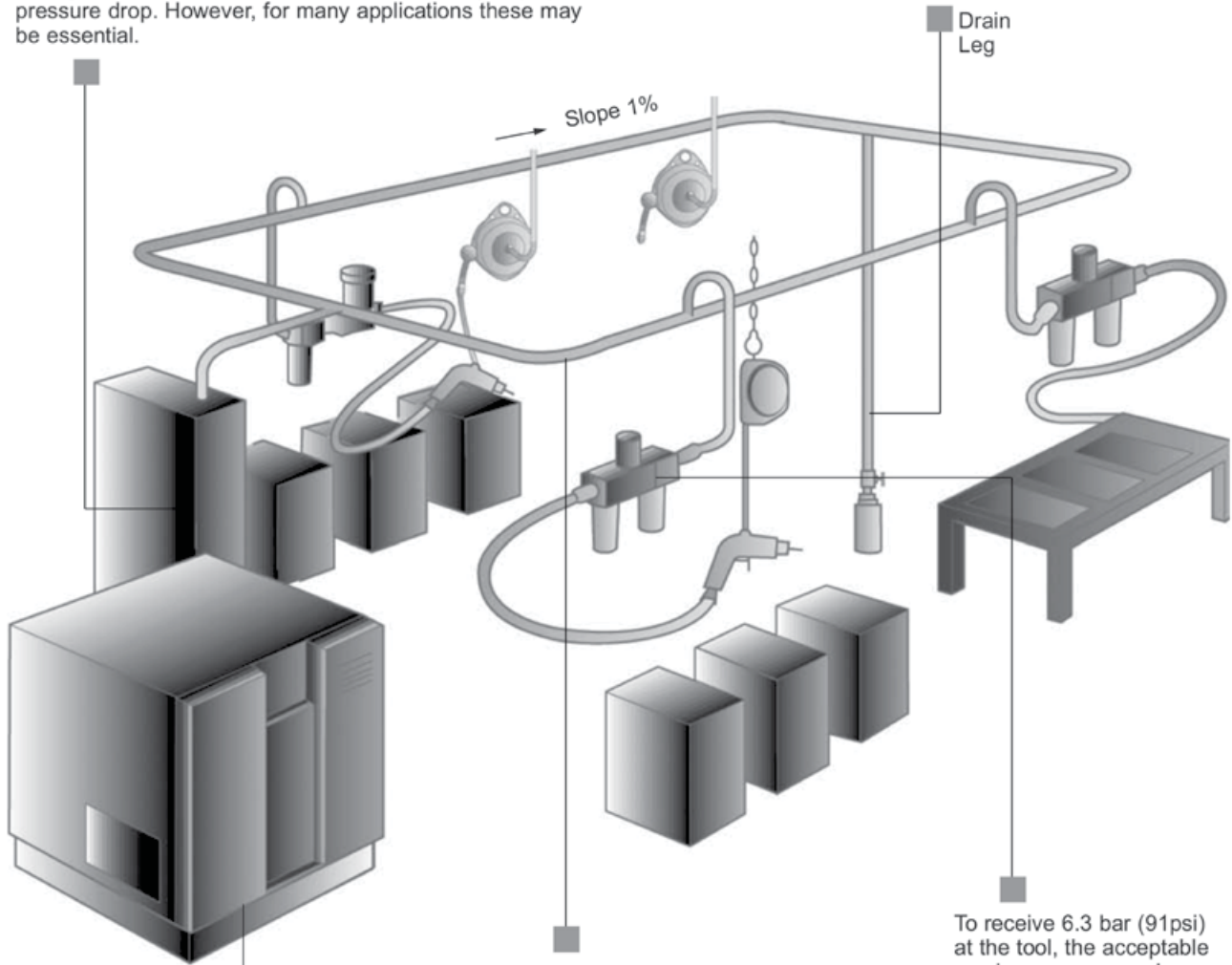
AIR LINE NETWORK

Chicago Pneumatic Air Preparation Units are designed to help you get maximum performance from your tools.

They ensure minimal pressure drop and thus minimum energy losses in the air distribution system, benefiting the environment and cutting your operating costs.

The lifetime of your tools will be extended by using air preparation units and with that comes lower repair costs and less downtime. A correct air installation guarantees productivity and good total economy.

Air dryers and filters can cause a 0.2 - 0.3 bar (3-4 psi) pressure drop. However, for many applications these may be essential.



A carefully designed network virtually eliminates pressure drop. We recommend a Ring Main layout which has a slope away from the input of 1%.

To receive 6.3 bar (91psi) at the tool, the acceptable maximum pressure drop from airline accessories is 0.6 bar (9 psi). A combination of high performance components and careful engineering will achieve this.

A normal compressor can deliver up to 7.5 bar (109 psi) air line pressure, depending on start and stop settings.



FILTERS, REGULATORS, LUBRICATORS

Why should you use a filter, regulator and lubricator ?

The use of a filter, regulator and lubricator (in that order) for pretool air preparation is strongly recommended by Chicago Pneumatic. Proper air preparation will result in improved tool performance and increased tool life. The units should be mounted as close to the tool as possible, preferably right where the tool hose is connected to the system. To realize their full value, these units should be checked on a regular assigned basis by maintenance workers or the operators themselves.

AIR FILTER

Filter separates impurities such as water and solid particles.

Not using filters in combination with air tools leads to shorter service life, higher maintenance costs and lower efficiency. Old air systems with cool dryers, for instance, generate a lot of rust and running tools without installing a filter could damage the tool in less than a week.

Chicago Pneumatic filters separate up to 98% of the water when operating within their working range.

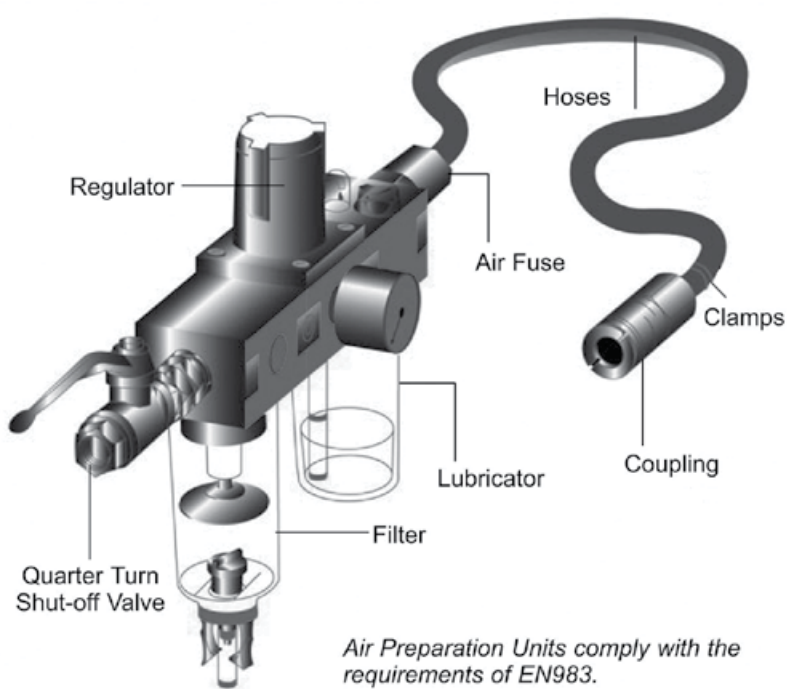
REGULATOR

The regulator ensures that the pre-set working pressure remains constant - regardless of pressure variations in the intake air and minor variations in the airflow rate. For example, a pressure of 1 bar higher than necessary results in a 16% increase in air consumption.

TOOL PRESSURE	AIR CONSUMPTION
91 psi (6 bar)	100 %
101 psi (7 bar)	110 %
116 psi (8 bar)	125 %

LUBRICATORS

If lubricators are not used, tool motor vanes will need to be changed more often. The life of the vanes may decrease to as little as 1/10th of the normal working time. The oil fog lubricator is the most common type of lubricator. It supplies a mist of oil to the air hose.



Spring controlled regulators are quick acting and therefore should be used for all types of air tools.

AIR LINE NETWORK

Air Preparation Units



Max air flow Δ 14.5 PSI (1 bar)

FRLs are available in metallic and composite version to cover most of the pneumatic tool needs. Metallic FRLs are available in 1/4", 1/2", 3/4", BSP or NPT, 2 or 3 stage units or individual units. Composite FRLs are available in 1/4", 3/8", 1/2", BSP or NPT 2 stage units.

To help you make an ideal choice between metallic and composite refer below table with their respective features and benefits.

ALL SPECIFICATIONS IN THE BELOW TABLE ARE FOR THE 1/2" METALLIC AND COMPOSITE FRLs.



ATTRIBUTES	METALLIC FRL	COMPOSITE FRL
MAX AIR FLOW	50 l/s	44 l/s
MAX PRESSURE	17 bar	15 bar
OIL CAPACITY	201 ml	125 ml
MAX SIZE	Up to 3/4 "	Up to 1/2 "
FILTER ELEMENT	5µm	5µm
LEVEL INDICATORS	✓	✗
DRAIN VALVE WATER	AUTOMATIC	SEMI AUTO Matic
DRAIN VALVE OIL	MANUAL	✗
BOWLS MATERIAL	METALLIC	POLYCARBONATE
SOLVENT RESISTANCE	✓	✗
FRAME FOR OUTDOOR USE	✓	✗
STRUCTURES POSSIBLE	2 STAGE - 3 STAGE	2 STAGE
MAIN APPLICATIONS	FOUNDRIES, SHIPYARDS, OIL&GAS, HEAVY MACHINERY	VEHICLE SERVICE, SMALL INDUSTRY



FILTER-REGULATOR LUBRICATOR WITH PRESSURE GAUGE (0-150PSI - 0-10 BAR)	THREAD	MAX. AIR FLOW		MAX. PRESSURE Inlet (psi/bar)	OIL CAPACITY		PART NUMBER	
		cfm	l/s		oz	ml	NPT	BSP
METALLIC 2 STAGE	1/4 G	24	11	150/10	3.4	100	894 016 8515	894 016 8478
METALLIC 2 STAGE	1/2 G	110	50	246/17	6.8	201	894 016 8517	894 016 8480
METALLIC 2 STAGE	3/4 G	220	100	246/17	6.8	201	894 016 8519	894 016 8483
METALLIC 3 STAGE	1/4 G	24	11	150/10	3.4	100	894 016 8516	894 016 8479
METALLIC 3 STAGE	1/2 G	110	50	246/17	6.8	201	894 016 8518	894 016 8481
METALLIC 3 STAGE	3/4 G	220	100	246/17	6.8	201	894 016 8520	894 016 8484
COMPOSITE - 2 STAGE	1/4 G	74	34	213/14	4.2	125	894 017 1944	894 017 1927
COMPOSITE - 2 STAGE	3/8 G	76	35	213/14	4.2	125	894 017 1945	894 017 1928
COMPOSITE - 2 STAGE	1/2 G	96	44	213/15	4.2	125	894 017 1946	894 017 1929

Included with the units: Filter 5µm, Pressure gauge 0-150 psi - 0-10 bar, Microfog lubricator, Automatic drain valve



FILTER UNIT	THREAD	PART NUMBER	
		NPT	BSP
1 STAGE	1/4 G	894 016 9091	894 016 9090
1 STAGE	1/2 G	894 016 9099	894 016 9098
1 STAGE	3/4 G	894 016 9107	894 016 9106



LUBRICATOR UNIT	THREAD	PART NUMBER	
		NPT	BSP
1 STAGE	1/4 G	894 016 9095	894 016 9094
1 STAGE	1/2 G	894 016 9103	894 016 9102
1 STAGE	3/4 G	894 016 9111	894 016 9110



REGULATOR UNIT	THREAD	PART NUMBER	
		NPT	BSP
1 STAGE	1/4 G	894 016 9093	894 016 9092
1 STAGE	1/2 G	894 016 9101	894 016 9100
1 STAGE	3/4 G	894 016 9109	894 016 9108



FILTER-REGULATOR	THREAD	PART NUMBER	
		NPT	BSP
1 STAGE	1/4 G	894 016 9097	894 016 9096
1 STAGE	1/2 G	894 016 9105	894 016 9104
1 STAGE	3/4 G	894 016 9113	894 016 9112



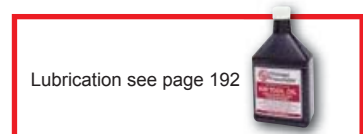
PRESSURE GAUGE	SIZE		Ø	MAX PRESSURE	PART NO.
	in.	mm			
1/8" - 0-10	1/8"G	1.57	40	150 PSI (10bar)	894 016 9178
1/8" - 0-10	1/8"NTP	1.57	40	150 PSI (10bar)	894 016 9179
1/8" - 0-10	1/8"G	1.97	50	150 PSI (10bar)	894 016 9180
1/8" - 0-10	1/8"NTP	1.97	50	150 PSI (10bar)	894 016 9181



SPRAY PAINT UNIT	PART NUMBER
Filter 0.01µm	894 017 0472



FRL PORTABLE STAND	PART NUMBER
FRL PORTABLE STAND FOR 1/2" METRIC METALLIC FRL	615 812 0450



Air Flex

THE FLEXIBILITY OF AIR FLEX



THE NEW CP AIR FLEX MAKES ALL RIGID HOSES FLEXIBLE AND MULTI-DIRECTIONAL.

Easy: less effort due to hose rigidity, makes work easier in hard to reach areas.

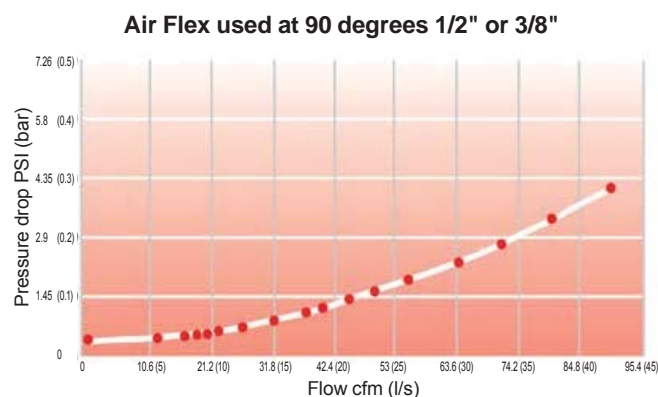
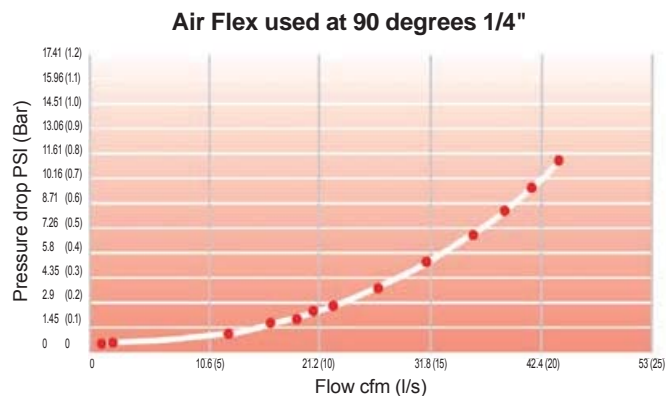
Less wear: no more premature hose wear.

Ergonomic and safety: no twisting, the hose remains in the ideal working position and lower the risk of tendinitis.

CP AIR FLEX RANGE



DIMENSIONS



MODEL	PART NUMBER	MAX RECOMMENDED AIR FLOW		FEMALE INLET	MALE INLET	WEIGHT		LENGTH		OUTSIDE DIAMETER	
		l/s	cfm			in.	in.	lb	g	in.	mm
BSP											
AIR FLEX 1/4"	894 017 1568	25	12	1/4	1/4	0,17	79	2,63	67	0,94	24,0
AIR FLEX 1/4" WITH COVER	894 017 2156	25	12	1/4	1/4	0,17	79	2,63	67	0,94	24,0
AIR FLEX 3/8"	894 017 1570	74	35	3/8	3/8	0,28	126	3,23	82	1,16	29,5
AIR FLEX 1/2"	894 017 1566	74	35	1/2	1/2	0,29	132	3,23	82	1,16	29,5
NPT											
AIR FLEX 1/4"	894 017 1569	25	12	1/4	1/4	0,17	79	2,63	67	0,94	24,0
AIR FLEX 1/4" WITH COVER	894 017 2157	25	12	1/4	1/4	0,17	79	2,63	67	0,94	24,0
AIR FLEX 3/8"	894 017 1571	74	35	3/8	3/8	0,28	126	3,23	82	1,16	29,5
AIR FLEX 3/8" WITH COVER	894 017 3701	74	35	3/8	3/8	0,28	126	3,23	82	1,16	29,5
AIR FLEX 1/2"	894 017 1567	74	35	1/2	1/2	0,29	132	3,23	82	1,16	29,5

HOSE REELS

ERGONOMIC FEATURES FOR AN OPTIMAL COMFORT



FOR OPEN HOSE REEL TYPES SEE BELOW CHART



RATCHET SPRING

Provides easy locking and retracting of hose

SWIVEL-PLATE BRACKET

Allows 180° movement for easier hose handling

MULTI DIRECTIONAL SWIVEL-INLET

Easy connection fixed pipes

MOVABLE RETAINING BALL
Allows easy adjustment of leader hose to desired length

APPLICATIONS



INDUSTRIAL MAINTENANCE AND PRODUCTION



OFF-ROAD MAINTENANCE APPLICATIONS

CP HOSE REEL SELECTION CRITERIA

- ✓ **First Consider the application and pressure requirements.** NOTE: All our hose reel work at max working pressure 217psi (15bar)
- ✓ **Next determine the ID (Inside diameter) requirement for the hose (TIP: Always check the hose ID recommended for each tool in the catalogue/online catalogue)**
- ✓ **Then select length of the hose reel and material of hose depending on the work environment.**

IMPROVED DURABILITY



QUALITY & SAFETY TESTED

The most durable hose reel range ever offered by Chicago Pneumatic



RUBBER PROTECTION
Avoids any stress on the crimping



NEW CRIMPING SYSTEM
Maximum quality for maximum robustness



RATCHET SPRING
Outside access for quick and low cost maintenance



HIGHLY-INCREASED PARTS QUALITY
Long-lasting parts Fully repairable



DRUM SPRING
Up to 25000 cycles Superior durability

CP HOSE REELS RANGE COMPLETE

HOSE Ø: 5/16" (8 MM)

Working Pressure 217psi / 15bar - Working Temperature - 14°F+140°F /-10°C+60°C

MODEL	PART NUMBER	HOSE Ø INSIDE	HOSE Ø OUTSIDE	HOSE LENGTH	HOSE MATERIAL	INCOMING FITTING	END HOSE FITTING	HOSE REEL MATERIAL	FLUID TYPE	HOSE REEL TYPE
NPT HR8108	894 017 1990	5/16" (8 mm)	1/2" (12mm)	33ft (10m)	PU	1/4" F SWIVELLING	1/4" M FIX	PLASTIC	AIR	CLOSED
BSP HR8108	894 017 1991	5/16" (8 mm)	1/2" (12mm)	33ft (10m)	PU	1/4" F SWIVELLING	1/4" M FIX	PLASTIC	AIR	CLOSED
NPT HR8208	894 017 1994	5/16" (8 mm)	1/2" (12mm)	33ft (10m)	KPU	1/4" F SWIVELLING	1/4" M FIX	ALUMINIUM	AIR/WATER	CLOSED
BSP HR8208	894 017 1995	5/16" (8 mm)	1/2" (12mm)	33ft (10m)	KPU	1/4" F SWIVELLING	1/4" M FIX	ALUMINIUM	AIR/WATER	CLOSED

HOSE Ø: 3/8" (10 MM)

Working Pressure 217psi / 15bar - Working Temperature - 14°F+140°F /-10°C+60°C

MODEL	PART NUMBER	HOSE Ø INSIDE	HOSE Ø OUTSIDE	HOSE LENGTH	HOSE MATERIAL	INCOMING FITTING	END HOSE FITTING	HOSE REEL MATERIAL	FLUID TYPE	HOSE REEL TYPE
NPT HR8110	894 017 1992	3/8" (10mm)	9/16" (14mm)	52.5ft (16m)	PU	3/8" F SWIVELLING	3/8" M FIX	PLASTIC	AIR	CLOSED
BSP HR8110	894 017 1993	3/8" (10mm)	9/16" (14mm)	52.5ft (16m)	KPU	3/8" F SWIVELLING	3/8" M FIX	PLASTIC	AIR	CLOSED
NPT HR8210	894 017 1996	3/8" (10mm)	9/16" (14mm)	52.5ft (16m)	KPU	3/8" F SWIVELLING	3/8" M FIX	ALUMINIUM	AIR/WATER	CLOSED
BSP HR8210	894 017 1997	3/8" (10mm)	9/16" (14mm)	52.5ft (16m)	KPU	3/8" F SWIVELLING	3/8" M FIX	ALUMINIUM	AIR/WATER	CLOSED
NPT HR9110	894 017 2000	3/8" (10mm)	9/16" (14mm)	65.6ft (20m)	KPU	1/2" F 90° TURN	3/8" M FIX	STEEL STRUCTURE PLASTIC DRUM	AIR/WATER	OPEN
BSP HR9110	894 017 2001	3/8" (10mm)	9/16" (14mm)	65.6ft (20m)	KPU	1/2" F 90° TURN	3/8" M FIX	STEEL STRUCTURE PLASTIC DRUM	AIR/WATER	OPEN

HOSE Ø: 1/2" (13 MM)

Working Pressure 217psi / 15bar - Working Temperature - 14°F+140°F /-10°C+60°C

MODEL	PART NUMBER	HOSE Ø INSIDE	HOSE Ø OUTSIDE	HOSE LENGTH	HOSE MATERIAL	INCOMING FITTING	END HOSE FITTING	HOSE REEL MATERIAL	FLUID TYPE	HOSE REEL TYPE
NPT HR8113	894 017 1998	1/2" (13mm)	11/16" (17mm)	52.5ft (16m)	KPU	1/2" F SWIVELLING	1/2" M FIX	PLASTIC	AIR	CLOSED
BSP HR8113	894 017 1999	1/2" (13mm)	11/16" (17mm)	52.5ft (16m)	KPU	1/2" F SWIVELLING	1/2" M FIX	PLASTIC	AIR	CLOSED
NPT HR9113	894 017 2002	1/2" (13mm)	11/16" (17mm)	49ft (15m)	KPU	1/2" F 90° TURN	1/2" M FIX	STEEL STRUCTURE PLASTIC DRUM	AIR/WATER	OPEN
BSP HR9113	894 017 2003	1/2" (13mm)	11/16" (17mm)	49ft (15m)	KPU	1/2" F 90° TURN	1/2" M FIX	STEEL STRUCTURE PLASTIC DRUM	AIR/WATER	OPEN
BSP HR 9213	894 017 3324	1/2" (13mm)	13/16" (20.5mm)	49ft (15m)	RUBBER	1/2" F 90° TURN	1/2" M FIX	STEEL STRUCTURE PLASTIC DRUM	AIR/WATER	OPEN
NPT HR9213	894 017 3325	1/2" (13mm)	13/16" (20.5mm)	49ft (15m)	RUBBER	1/2" F 90° TURN	1/2" M FIX	STEEL STRUCTURE PLASTIC DRUM	AIR/WATER	OPEN





CHICAGO PNEUMATIC OFFERS THE HIGHEST QUALITY OF RUBBER AND POLYURETHANE HOSES IN THE INDUSTRIAL LINE TO COVER THE DIFFERENT NEEDS OF APPLICATIONS WITH POWER TOOLS

IN ADDITION TO THIS, THE EFFI SERIES IS DESIGNED WITH SPECIAL FEATURES SUCH AS LOW WEIGHT AND FLEXIBILITY, TO MEET THE HIGHEST ERGONOMIC DEMANDS, AS WELL AS ANTISTATIC FOR APPLICATIONS WITH ESD DEMANDS.

HOSES

HOSE RECOMMENDATIONS

DESCRIPTION	EFFI MAX	POLYURETHAN	RUBBER
Flexibility	++	++	+
Lightweight	++	++	+
Outdoor	+++	+	+++
Spark resistant	+++	-	+++
Rough environment	+++	++	+++
Antistatic	+++	-	+++
Temperature range	-40 to +194F° -40 to +90°C	-22 to +176F° -30 to +80°C	-40 to +194F° -40 to +90°C



At recommended air flow the pressure drop is 2.9 PSI / 0.2bar with a hose length of 16 ft / 5m. Recommendation is to upgrade one size in diameter for every 32.8 ft / 10m of hose length.

EFFI SERIES

CP EFFI is a unique premium line of hoses designed with special features such as antistatic, extreme low weight, resistance and durability that will help the operator to maximize the tool productivity.

EFFI MAX HOSES

Aimed to generic grinding applications

- Extreme low weight
- Antistatic
- Rubber hose
- Soft and flexible
- Welding spatter resistant



DIMENSIONS (IDXOD)		LENGTH		MAX WORKING PRESSURE	AIR FLOW		WEIGHT PER 65.6 FT /20M		PART NUMBER
in. ID	mm	ft	m	PSI (bar)	cfm	l/s	lb	kg	
3/8	9.5x12.5	65.6	20	232 (16)	27.6	13	6.4	2.9	894 016 9921
1/2	13x18.6	65.6	20	232 (16)	44.5	21	8.6	3.9	615 810 9000
5/8	16x22.5	65.6	20	232 (16)	91.1	43	10.6	4.8	615 810 9010
3/4	20x26.1	65.6	20	232 (16)	159	75	11.9	5.4	615 810 9020

Standard quality hose in PUR and Rubber will provide the best quality product for the price for optimized work with pneumatic tools.

RUBBER HOSES

Aimed to the most demanding tasks in construction, mining, shipyards, foundries etc.

- Durable
- Antistatic
- Grinding and welding spatter resistant



DIMENSIONS (IDXOD)		LENGTH		MAX WORKING PRESSURE	AIR FLOW		WEIGHT PER 65.6 FT /20M		PART NUMBER
in. ID	mm	ft	m	PSI (bar)	cfm	l/s	lb	kg	
3/8	10x16	65.6	20	232 (16)	27.5	13	7.9	3.6	615 810 8640
1/2	12.5x19.1	65.6	20	232 (16)	44.5	21	10.4	4.7	615 810 8650
5/8	16x23	65.6	20	232 (16)	91.1	43	13.4	6.1	615 810 8660
3/4	20x26.6	65.6	20	232 (16)	159	75	17.2	7.8	615 810 8680
1	25x34	65.6	20	232 (16)	265	125	26.0	11.8	615 810 8700

POLYURETHANE HOSES

Aimed to heavy duty applications for indoor and outdoor use

- Oil resistant
- Flexible
- Long service life
- PVC free: Environment friendly



DIMENSIONS (IDXOD)		LENGTH		MAX WORKING PRESSURE	AIR FLOW		WEIGHT PER 65.6 FT /20M		PART NUMBER
in. ID	mm	ft	m	PSI (bar)	cfm	l/s	lb	kg	
1/4	6.5x10	82	25	290 (20)	8.5	4.0	2.9	1.3	615 804 6230
5/16	8x12	82	25	290 (20)	15.9	7.5	4.8	2.2	615 804 6240
3/8	9.5x13	82	25	232 (16)	27.5	13.0	5.5	2.5	615 804 6250
1/2	13x18	82	25	188 (13)	44.5	21.0	8.8	4.0	615 804 6260

HOSES

HOSE KITS



Hose kits are equipped with end thread fittings and available in short length, ready to connect and ready to use.

DIMENSIONS (IDXOD)		MALE		LENGTH		PART NUMBER		HOSE MATERIAL
in. ID	mm	in.	ft	m	NPT	BSP		
1/4	6.5x10	1/4	26.2	8	615 811 2130	615 804 6270	PU	
5/16	8x12	1/4	26.2	8	615 811 2140	615 804 6280	PU	
3/8	10x13	1/4	26.2	8	615 811 2150	615 804 6290	PU	
3/8	10x13	3/8	26.2	8	615 811 2400	615 811 2380	PU	
1/2	13x18	1/2	26.2	8	615 811 2160	615 804 6300	PU	
1/2	13x18	3/8	26.2	8	615 811 2410	615 811 2390	PU	
5/8	16x23	1/2	26.2	8	615 811 2680	615 811 2670	Rubber	

EFFI MAX WHIPS



Always use a hose whip between the tool and the air supply hose. It provides safety and longer tool air inlet life.



HOSE DIAM.		THREAD SIZE		HOSE LENGTH		PART NUMBER	
in.	mm	in.	ft	m	NPT	BSP	
3/8	10	1/4	2.0	0.6	CA047270	615 811 1920	
1/2	13	3/8	2.0	0.6	CA049271	615 811 2640	
1/2	13	1/2	2.0	0.6	CA049270	615 811 1930	
5/8	16	1/2	2.0	0.6	615 811 2660	615 811 2650	

POLYURETHANE SPIRAL HOSE

Spiral hose are especially adapted for tools used at varying distances. Vertically or horizontally, together with a balancer spiral hose, it is a step forward in ergonomics. Equipped with ball bearing at one end (except the 11x16), they can be directly connected at the tool outlet, avoiding the hose to twist.

- Self retractable
- Light and flexible
- Strong and durable



DIMENSIONS (IDXOD)		MALE THREADS		WORKING LENGTH		LENGTH			PART NUMBER	
in. ID	mm	in.	ft	m	LENGTH			NPT	BSP	
					A	B	C			
					in. (mm)	in. (mm)	in. (mm)			
1/4	6.5x10	1/4	6.6	2	19.7 (500)	5.5 (140)	5.9 (150)	615 810 9670	615 804 6350	
1/4	6.5x10	1/4	13.1	4	19.7 (500)	13 (330)	5.9 (150)	615 810 9680	615 804 6360	
1/4	6.5x10	1/4	19.7	6	19.7 (500)	20.1 (510)	5.9 (150)	615 810 9690	615 804 6370	
1/4	6.5x10	1/4	26.2	8	19.7 (500)	27.6 (700)	5.9 (150)	615 810 9700	615 804 6380	
5/16	8x12	3/8	6.6	2	19.7 (500)	5.1 (130)	5.9 (150)	615 810 9710	615 804 6390	
5/16	8x12	3/8	13.1	4	19.7 (500)	11.8 (300)	5.9 (150)	615 810 9720	615 804 6400	
5/16	8x12	3/8	19.7	6	19.7 (500)	18.1 (460)	5.9 (150)	615 810 9730	615 804 6410	
5/16	8x12	3/8	26.2	8	19.7 (500)	24.8 (630)	5.9 (150)	615 810 9740	615 804 6420	
7/16	11x16	3/8	6.6	2	19.7 (500)	4.7 (120)	5.9 (150)	615 810 9750	615 804 6430	
7/16	11x16	3/8	13.1	4	19.7 (500)	10.6 (270)	5.9 (150)	615 810 9760	615 804 6440	
7/16	11x16	3/8	19.7	6	19.7 (500)	16.5 (420)	5.9 (150)	615 810 9770	615 804 6450	
7/16	11x16	3/8	26.2	8	19.7 (500)	22.4 (570)	5.9 (150)	615 810 9780	615 804 6460	



Chicago Pneumatic offers a wider range of couplings to create the best possible solution together with Power Tools. The range consists of four types of couplings with different characteristics, all with the focus on quality, ergonomics and performance. To cover most of the global needs Chicago Pneumatic offers three types of nipple profiles, Euro-, ISO 6150B- and the Asian profile. With the Easy Flow coupling Chicago Pneumatic can present a unique coupling with no air restriction, minimizing the pressure drop. Thanks to its innovative design EF is suited for rough environment and it is easy and secure to connect and disconnect with the push and bend principle. The safety feature in EF and Safety Couplings are vented versions to minimize the risk of sudden separation of coupling and nipple.

CP FITTINGS ADAPTABILITY

NIPPLE		ISO6105B 6mm	EURO 7.6mm	EURO 10.4mm	ASIA 7.5mm
CEJN	310	X			
	320		X		
	410			X	
TEMA	1300	X			
	1600		X		
	1700			X	
ARO	23-23902	X			
RECTUS	14 - 22	X			
	25 (KA, KB, KD, KE, KL, KS)		X		
	26 (KA, KB, KE)		X		
	27			X	
PREVOST	ARM-ASC-ARC-06 ESC 07	X	X		
LEGRIS	14 - 22	X			
	25 (KA, KB, KD, KE, KL, KS)		X		
NITTO	HI CUPLA200				X

	AIR FLOW	SAFETY FEATURE	ROUGH ENVIRONMENT	DURABILITY	ERGONOMICS
EF	+++	++	++	++	+++
Safety	++	+++	+	+	+
Quick Re-release	++	-	+	++	+++
Claw	+++	-	+++	+++	-

Max air flow capacity (Delta 7.2 psi / 0.5 bar) - Economical air flow (Delta 2.9 psi (0.2 bar))

EF COUPLING - EURO SERIES: EUROPE

EF COUPLING - EURO 7.6mm / Max air flow capacity 79 cfm / 37.5 l/s (Delta 7.2 psi / 0.5 bar)
Economical air flow 53 cfm - 25 l/s (Delta 2.9 psi / 0.2 bar)

NIPPLES EURO 7.6mm



MALE THREAD in.	PART NUMBER BSP
1/4	615 810 5140
3/8	615 810 5150
1/2	615 810 5160



FEMALE THREAD in.	PART NUMBER BSP
1/4	615 810 5170
3/8	615 8105 180
1/2	615 810 5190



HOSE CONNECTION mm	PART NUMBER
6	615 810 5500
8	615 810 5530
10	615 810 5540
13	615 810 5550



MALE THREAD in.	PART NUMBER	
	BSP	NPT
1/4	615 810 5880	615 810 5940
3/8	615 810 5890	615 810 5950
1/2	615 810 5900	615 810 5960



FEMALE THREAD in.	PART NUMBER BSP
1/4	615 810 5910
3/8	615 810 5920
1/2	615 810 5930



HOSE CONNECTION mm	PART NUMBER
6	615 810 6220
8	615 810 6250
10	615 810 6260
13	615 810 6270

EF COUPLING - EURO 10.4mm / Max air flow capacity 153 cfm - 72 l/s (Delta 7.2 psi / 0.5 bar)
Economical air flow 102 cfm - 48 l/s (Delta 2.9 psi / 0.2 bar)

NIPPLES EURO 10.4mm



MALE THREAD in.	PART NUMBER BSP
3/8	615 810 6390
1/2	615 810 6400
3/4	615 810 6410



FEMALE THREAD in.	PART NUMBER BSP
3/8	615 810 6420
1/2	615 810 6430
3/4	615 810 6440



HOSE CONNECTION mm	PART NUMBER
10	615 810 6510
13	615 810 6520
16	615 810 6530
19	615 810 6540



MALE THREAD in.	PART NUMBER	
	BSP	NPT
3/8	615 810 6650	615 810 6680
1/2	615 810 6660	615 810 6690
3/4	615 810 6670	615 810 6700



FEMALE THREAD in.	PART NUMBER BSP
3/8	615 810 6710
1/2	615 810 6720
3/4	615 810 6730



HOSE CONNECTION mm	PART NUMBER
10	615 810 6770
13	615 810 6780
16	615 810 6790
19	615 810 6800

COUPLINGS

EF COUPLING - ISO 6150B MIL-C4109: NORTH AMERICA, FRANCE, ITALY

EF COUPLING - ISO 6150B 6mm / Max air flow capacity 36 cfm - 16.7 l/s (Delta 7.2 psi / 0.5 bar) Economical air flow 23.3 cfm - 11 l/s (Delta 2.9 psi / 0.2 bar)



MALE THREAD in.	PART NUMBER	
	NPT	BSP
1/4	615 810 4850	615 810 4790
3/8	615 810 4860	615 810 4800
1/2	615 810 4870	615 810 4810



FEMALE THREAD in.	PART NUMBER	
	NPT	BSP
1/4	615 810 4880	615 810 4820
3/8	615 810 4890	615 810 4830



HOSE CONNECTION mm	PART NUMBER
6	615 810 5300
8	615 810 5310
10	615 810 5320
13	615 810 5330



MALE THREAD in.	PART NUMBER	
	NPT	BSP
1/4	615 810 5620	615 810 5560
3/8	615 810 5630	615 810 5570
1/2	615 810 5640	615 810 5580



FEMALE THREAD in.	PART NUMBER	
	NPT	BSP
1/4	615 810 5650	615 810 5590
3/8	615 810 5660	615 810 5600
1/2	615 810 5670	615 810 5610



HOSE CONNECTION mm	PART NUMBER
6	615 810 6040
8	615 810 6050
10	615 810 6060
13	615 810 6070

EF COUPLING - ISO 6150B 8mm / Max air flow capacity 91 cfm - 43 l/s (Delta 7.2 psi / 0.5 bar) Economical air flow 57 cfm - 27 l/s (Delta 2.9 psi / 0.2 bar)

NIPPLES ISO 6150B 8mm



MALE THREAD in.	PART NUMBER	
	NPT	BSP
1/4	615 810 4980	615 810 4920
3/8	615 810 4990	615 810 4930
1/2	615 810 5000	615 810 4940



FEMALE THREAD in.	PART NUMBER	
	NPT	BSP
1/4	615 810 5010	615 810 4950
3/8	615 810 5020	615 810 4960
1/2	615 810 5030	615 810 4970



HOSE CONNECTION mm	PART NUMBER
8	615 810 5380
10	615 810 5390
13	615 810 5400
16	615 810 5410



MALE THREAD in.	PART NUMBER	
	NPT	BSP
1/4	615 810 5740	615 810 5680
3/8	615 810 5750	615 810 5690
1/2	615 810 5760	615 810 5700



FEMALE THREAD in.	PART NUMBER	
	NPT	BSP
1/4	615 810 5770	615 810 5710
3/8	615 810 5780	615 810 5720
1/2	615 810 5790	615 810 5730



HOSE CONNECTION mm	PART NUMBER
8	615 810 6110
10	615 810 6120
13	615 810 6130
16	615 811 1330

EF COUPLING - ISO6150B 11mm / Max air flow capacity 162 cfm - 76.5 l/s (Delta 7.2 psi / 0.5 bar) Economical air flow 110 cfm - 52 l/s (Delta 2.9 psi / 0.2 bar)

NIPPLES ISO 6150B 11mm



MALE THREAD in.	PART NUMBER	
	NPT	BSP
3/8	615 810 5090	615 810 5050
1/2	615 810 5100	615 810 5060
3/4	615 810 6350	615 810 6340



FEMALE THREAD in.	PART NUMBER	
	NPT	BSP
3/8	615 810 5110	615 810 5070
1/2	615 810 5120	615 810 5080
3/4	615 810 6370	615 810 6360



HOSE CONNECTION mm	PART NUMBER
10	615 810 5460
13	615 810 5470
16	615 810 5480
19	615 810 5490



MALE THREAD in.	PART NUMBER	
	NPT	BSP
3/8	615 810 5840	615 810 5800
1/2	615 810 5850	615 810 5810
3/4	615 810 6920	615 810 6910



FEMALE THREAD in.	PART NUMBER	
	NPT	BSP
3/8	615 810 5860	615 810 5820
1/2	615 810 5870	615 810 5830
3/4	615 810 6940	615 810 6930



HOSE CONNECTION mm	PART NUMBER
10	615 810 6180
13	615 810 6190
16	615 810 6200
19	615 810 6210



EF COUPLING - ASIA 7.5MM: JAPAN, CHINA, INDIA

EF COUPLING - ASIA 7.5mm / Max air flow capacity 72 cfm - 34 l/s (Delta 7.2 psi / 0.5 bar) NIPPLES ASIA 7.5mm
 Economical air flow 48.7 cfm - 23 l/s (Delta 2.9 psi (0.2 bar))



MALE THREAD in.	PART NUMBER R
1/4	615 810 6560
3/8	615 810 6570
1/2	615 810 6580



FEMALE THREAD in.	PART NUMBER R
1/4	615 810 6590
3/8	615 810 6600
1/2	615 810 6610



HOSE CONNECTION mm	PART NUMBER
6	615 810 6710
8	615 810 6620
10	615 810 6630
13	615 810 6640



MALE THREAD in.	PART NUMBER R
1/4	615 810 6810
3/8	615 810 6820
1/2	615 810 6830



FEMALE THREAD in.	PART NUMBER R
1/4	615 810 6840
3/8	615 810 6850
1/2	615 810 6870



HOSE CONNECTION mm	PART NUMBER
6	615 810 6970
8	615 810 6880
10	615 810 6890
13	615 810 6900

SAFETY COUPLINGS

EURO 7.6mm / Max air flow capacity 72 cfm - 34 l/s (Delta 7.2 psi / 0.5 bar)
 Economical air flow 47 cfm - 22 l/s (Delta 2.9 psi (0.2 bar))



HOSE CONNECTION	PART NUMBER BSP
6	615 811 1660
8	615 811 1670
10	615 811 1680
12.5	615 811 1690



MALE THREAD in.	PART NUMBER BSP
1/4	615 811 1700
3/8	615 811 1710
1/2	615 811 1720



FEMALE THREAD in.	PART NUMBER BSP
1/4	615 811 1740
3/8	615 811 1750
1/2	615 811 1760

Nipples Euro 7.6mm see page 187



EURO 10.4mm / Max air flow capacity 134 cfm - 62 l/s (Delta 7.2 psi / 0.5 bar)
 Economical air flow 86.2 cfm - 40.7 l/s (Delta 2.9 psi (0.2 bar))



HOSE CONNECTION	PART NUMBER BSP
10	615 811 1840
13	615 811 1850
16	615 811 1860



MALE THREAD in.	PART NUMBER BSP
1/4	615 811 1870
3/8	615 811 1880
1/2	615 811 1890



FEMALE THREAD in.	PART NUMBER BSP
1/2	615 811 1900

Nipples Euro 10.4mm see page 187



CLAW COUPLINGS

Economical air flow 593 cfm - 280 l/s



MALE THREAD	PART NUMBER	
	NPT	BSP
3/8"	615 810 9070	615 810 9030
1/2"	615 810 9080	615 810 9040
3/4"	615 810 9090	615 810 9050
1"	615 810 9100	615 810 9060



FEMALE THREAD	PART NUMBER	
	NPT	BSP
3/8"	615 810 9150	615 810 9110
1/2"	615 810 9160	615 810 9120
3/4"	615 810 9170	615 810 9130
1"	615 810 9180	615 810 9140



HOSE CONNECTION	PART NUMBER	
	US Universal	DIN Standard 3489
1/4" (6.5mm)	-	615 810 9190
3/8" (10mm)	615 810 9270	615 810 9200
1/2" (13mm)	615 810 9280	615 810 9210
5/8" (16mm)	-	615 810 9220
3/4" (19mm)	615 810 9290	615 810 9230
1" (25.4mm)	615 810 9300	615 810 9240

COUPLINGS



QUICK RELEASE COUPLINGS - EURO SERIES: EUROPE

EURO 7.6mm / Max air flow capacity 72 cfm - 34 l/s (Delta 7.2 psi / 0.5 bar)
Economic air flow 40 cfm - 19 l/s (Delta 2.9 psi : 0.2 bar)

MALE THREAD in.	PART NUMBER BSP
1/4	615 811 0720
3/8	615 811 0730
1/2	615 811 0740

FEMALE THREAD in.	PART NUMBER BSP
1/4	615 811 0750
3/8	615 811 0760
1/2	615 811 0770

HOSE CONNECTION mm	PART NUMBER HOSE
6	615 811 0780
8	615 811 0790
10	615 811 0800
13	615 811 0810

Nipples Euro
7.6mm
see page 187



EURO 10.4mm / Max air flow capacity 121 cfm - 57 l/s (Delta 7.2 psi / 0.5 bar)
Economic air flow 78 cfm - 37 l/s (Delta 2.9 psi / 0.2 bar)

MALE THREAD in.	PART NUMBER BSP
3/8	615 811 0820
1/2	615 811 0830
3/4	615 811 0840

FEMALE THREAD in.	PART NUMBER BSP
3/8	615 811 0850
1/2	615 811 0860
3/4	615 811 0870

HOSE CONNECTION mm	PART NUMBER HOSE
6	615 811 0880
8	615 811 0890
10	615 811 0900
13	615 811 0910

Nipples Euro
10.4mm
see page 187



QUICK RELEASE COUPLINGS - ISO 6150B MIL-C4109: NORTH AMERICA, FRANCE, ITALY

ISO 6150B 6mm / Max air flow capacity 32 cfm - 15 l/s (Delta 7.2 psi / 0.5 bar)
Economic air flow 23.3 cfm - 11 l/s (Delta 2.9 psi / 0.2 bar)

MALE THREAD in.	PART NUMBER NPT
1/4	615 811 0420
3/8	615 811 0430
1/2	615 811 0440

FEMALE THREAD in.	PART NUMBER NPT
1/4	615 811 0450
3/8	615 811 0460
1/2	615 811 0470

HOSE CONNECTION mm	PART NUMBER
6	615 811 0480
8	615 811 0490
10	615 811 0500
13	615 811 0510

Nipples ISO 6150B
6mm
see page 188



ISO 6150B 8mm / Max air flow capacity 63 cfm -30 l/s (Delta 7.2 psi / 0.5 bar)
Economic air flow 42 cfm - 20 l/s (Delta 2.9 psi / 0.2 bar)

MALE THREAD in.	PART NUMBER NPT
1/4	615 811 0520
3/8	615 811 0530
1/2	615 811 0540

FEMALE THREAD in.	PART NUMBER NPT
1/4	615 811 0550
3/8	615 811 0560
1/2	615 811 0570

HOSE CONNECTION mm	PART NUMBER
6	615 811 0580
8	615 811 0590
10	615 811 0600
13	615 811 0610

Nipples ISO 6150B
8mm
see page 188



ISO 6150B 11mm / Max air flow capacity 127 cfm - 60 l/s (Delta 7.2 psi / 0.5 bar)
Economic air flow 85 cfm - 40 l/s (Delta 2.9 psi / 0.2 bar)

MALE THREAD in.	PART NUMBER NPT
1/4	615 811 0620
3/8	615 811 0630
1/2	615 811 0640

FEMALE THREAD in.	PART NUMBER NPT
1/4	615 811 0650
3/8	615 811 0660
1/2	615 811 0670

HOSE CONNECTION mm	PART NUMBER
10	615 811 0680
13	615 811 0690
16	615 811 0700
19	615 811 07 10

Nipples ISO 6150B
11mm
see page 188



QUICK RELEASE COUPLINGS - ASIA 7.5MM: JAPAN, CHINA, INDIA

ASIA 7.5mm / Max air flow capacity 36 cfm - 17 l/s (Delta 7.2 psi / 0.5 bar)
Economic air flow 23.3 cfm - 11 l/s (Delta 2.9 psi / 0.2 bar)

MALE THREAD in.	PART NUMBER R
3/8	615 811 0320
1/2	615 811 0330
3/4	615 811 0340

FEMALE THREAD in.	PART NUMBER R
3/8	615 811 0350
1/2	615 811 0360
3/4	615 811 0370

HOSE CONNECTION mm	PART NUMBER
6	615 811 0380
8	615 811 0390
10	615 811 0400
13	615 811 0410

Nipples ASIA
7.5mm
see page 189





BALL VALVES

Suitable for air, water and many other liquids and gases.



DESCRIPTION	FEMALE THREAD	PART NUMBER	
	in.	NPT	BSP
CP BAL 08	1/4	615 810 9490	615 810 9410
CP BAL 10	3/8	615 810 9500	615 810 9420
CP BAL 15	1/2	615 810 9510	615 810 9430
CP BAL 20	3/4	615 810 9520	615 810 9440
CP BAL 25	1	615 810 9530	615 810 9450
CP BAL 32	1-1/4	-	615 810 9460
CP BAL 40	1-1/2	-	615 810 9470
CP BAL 50	2	-	615 810 9480

360° SWIVEL AIR INLET

Aimed to improve the working ergonomoy, Air flex connectors can rotate 360° eliminating efforts when working in cramped spaces



	PART NUMBER
Swivel	894 015 8412

* Air Inlet: 1/4" BSP

PERFECT PACK FOR 1/2" DRIVE TOOLS

PERFECT PACK CONTENT



ALWAYS GET THE BEST CONDITIONS FOR YOUR APPLICATIONS

- ▶ SUFFICIENT PRESSURE
- ▶ CONSTANT AIRFLOW
- ▶ PROPER COUPLINGS AND NIPPLES
- ▶ CORRECT CONNECTION TO THE TOOL
(AS RECOMMENDED IN THE OPERATOR MANUAL)
- ▶ BETTER ERGONOMICS

PERFECT PACK PART NUMBER 615 812 0120

ITEM INCLUDED	SPECIFICATIONS	PART NO.
Reducer		
Airflex	1/2" NPT	894 017 1567
Whip 1/2" NPT	1/2" NPT	CA049270
Nipple ISO6150B	11 mm 1/2" Fem	615 810 5870
EF Coupling ISO6150B	11 mm Hose Con. 16 mm	615 810 5480
Effi Max Hose	5/8" (16mm) - 20 m	615 810 9010
Pressure Clamp HD x2	For rubber 22-25 mm	615 811 0050
Nipple ISO6150B	11 mm Hose Con. 16 mm	615 810 6200
EF Coupling ISO6150B	11 mm 1/2" Male	615 810 5100
FRL	2 stages 1/2" NPT	894 016 8517
FRL Stand	For 1/2" metallic FRL	615 812 0450
Oil Bottle	ProtectoLub 120 ml	CA149661
Gloves	XL size	894 015 8619
Soft Tool bag		



CONNECTING ACCESSORIES

LUBRICATION

OIL PROTECTO-LUBE



DESCRIPTION	PART NUMBER
Oil for cleaning motor parts (0.12L)	CA149661
Oil for cleaning motor parts (0.59L)	CA000046
Oil for air lubrication (3.8L)	P089507

GREASE GUN



DESCRIPTION	MODEL NUMBER
Grease gun	C098689

CP CLUTCH GREASE



DESCRIPTION	PART NUMBER
Clutch Grease Tube (100g) Air Tool Oil	894 015 8455
Clutch Grease Cartridge (400g)	894 015 8456

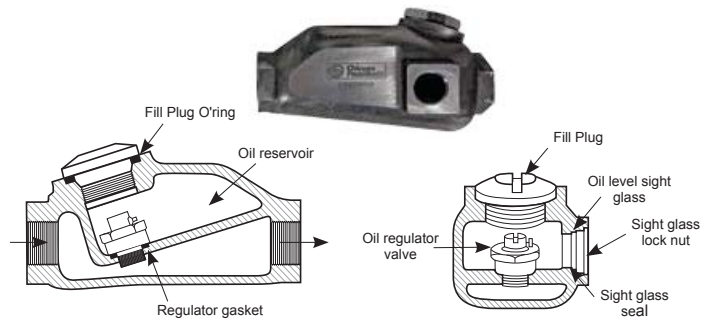
MINI OILER



DESCRIPTION	PART NUMBER
THREAD 1/4" NPT	205 052 4123
THREAD 3/8" NPT	205 052 4293

INLINE OILERS

MODEL NUMBER	CAPACITY	THREAD SIZE	MAXIMUM WORKING PRESSURE
618 812 0480	30 ml	1/4" BSP	34.0 bar (500psi)
615 812 0490	40 ml	1/2" BSP	34.0 bar (500psi)
615 812 0500	110 ml	3/4" BSP	18.0 bar (260psi)



OTHER ACCESSORIES

AIR FLOW REGULATOR



DESCRIPTION	PART NUMBER
Economic flow regulator 1/4" NPT	LC121737
Heavy-duty flow regulator 1/4" NPT	CA085203

BLOW GUN



DESCRIPTION	PART NUMBER
Blow gun standard	615 811 2690
Blow gun standard silencer	615 811 2700
Blow gun extended nozzle	615 811 2710
Blow gun extended nozzle silencer	615 811 2720

All models: Air inlet 1/4"BSP

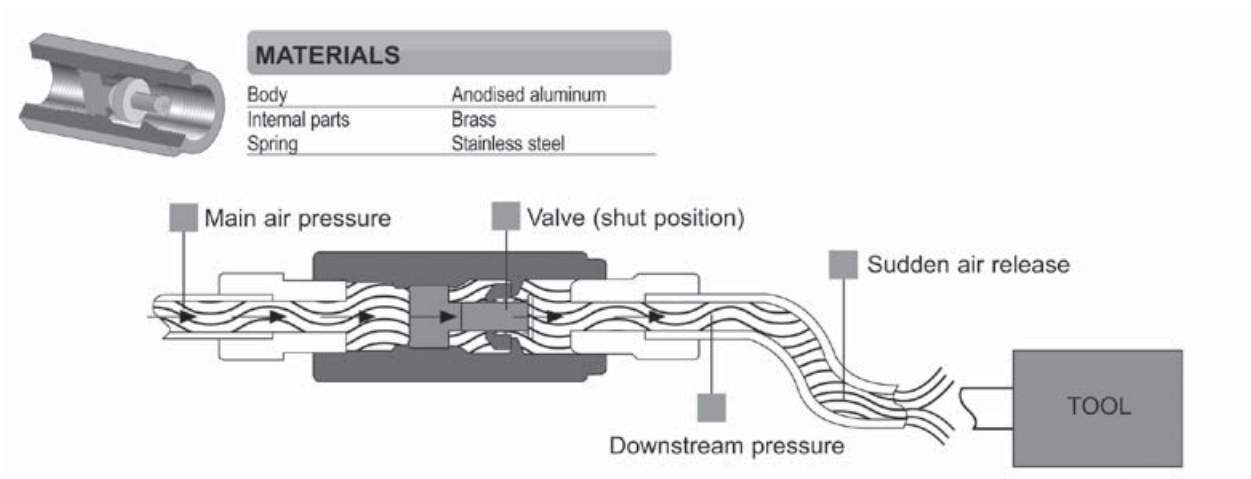
AIR FUSES

When a fitting comes loose from a pressurized hose or the hose is damaged, the hose starts to blow an excessive amount of air in an uncontrolled way, causing hose whip. This can cause injury, and damage to the workpiece and environment.

A way to ensure that this doesn't happen is to use an Air Fuse. It reduces the likelihood of potentially dangerous hose whip caused when a hose bursts or a fitting

becomes detached. It quickly shuts off the supply and resets automatically as soon as back pressure in the line downstream is restored.

Air Fuses help to meet OSHA requirement 1926.302 (USA) and may eliminate the need for restraining or shielding hose, as required by European Standard EN983.



- Reduces risk of hose whip, helping to protect personnel
- Simple and reliable design
- High life expectancy
- Aluminum anodised body for high corrosion resistance
- Auto-Reset to restart downstream activity with the minimum downtime

PORT SIZE	PRESSURE DROP AT SHUT OFF FLOW		SHUT OFF FLOW RATE AT 7 BAR		TOOL MAXIMUM AIR FLOW		FOR FLOW RATES	PART NUMBER	
	bar	psi	l/s	cfm	l/s	cfm		BSP	NPT
1/4"	0.14	2.03	7.8	16.4	5.0	10.5	Low	615 811 2420	615 811 2450
1/4"	0.30	4.35	13.0	27.3	10.0	21.0	High	110402	615 811 2460
3/8"	0.14	2.03	18.0	37.8	10.0	21.0	Low	110422	615 811 2470
3/8"	0.30	4.35	32.0	67.2	25.0	52.5	High	110432	615 811 2480
1/2"	0.30	4.35	45.0	94.5	35.0	73.5	High	110442	615 811 2490
3/4"	0.30	4.35	75.0	157.5	60.0	126.0	High	615 811 2430	615 811 2500
1"	0.30	4.35	86.0	180.6	70.0	147.0	High	615 811 2440	110542

TEST EQUIPMENT

AIR TOOL SIMULATOR



DESCRIPTION	PART NUMBER
Air tool simulator	615 811 0090

To check whether the pressure or air flow is sufficient. The air tool simulator will be connected instead of the pneumatic tool. Supplied with different connections.

BALANCERS

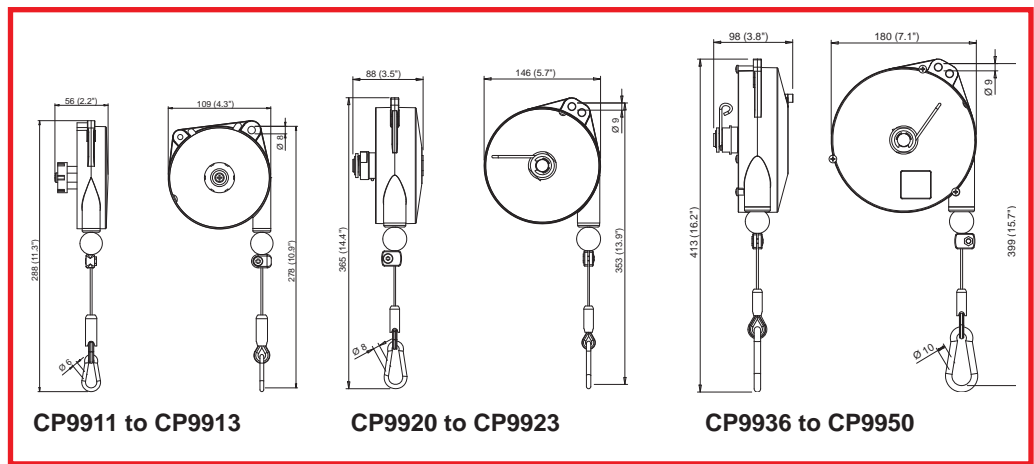
BALANCERS - CP9911 TO CP9950

The CP balancers are premium quality products developed to take the weight of the tool away from the operator's arm. They eliminate stress and fatigue and help improve productivity. Ideally suited for heavy tools and/or repetitive tasks.



Spring retractor:

- Cylindrical shape
- Automatic load retraction
- Working area remains free
- Cable made of stainless steel
- Aluminium housing
- 5.2 to 8.2 ft (1,600 to 2,500 mm) cable stroke



MODEL	LOAD RANGE		STROKE		NET WEIGHT		PART NUMBER
	lb.	kg	ft	mm	lb.	kg	
Light duty balancers							
CP9911	0.8-2.2	0.4-1.0	5.2	1,600	1.3	0.6	894 109 9110
CP9912	2.2-4.4	1.0-2.0	5.2	1,600	1.3	0.6	894 109 9120
CP9913	4.4-6.6	2.0-3.0	5.2	1,600	1.5	0.7	894 109 9130
Medium duty balancers							
CP9920	2.2-5.5	1.0-2.5	6.5	2,000	4.4	2.0	894 109 9200
CP9921	4.4-8.8	2.0-4.0	6.5	2,000	4.4	2.0	894 109 9210
CP9922	8.8-13.2	4.0-6.0	6.5	2,000	5.1	2.3	894 109 9220
CP9923	13.2-17.6	6.0-8.0	6.5	2,000	2.5	5.5	894 109 9230
Medium duty balancers							
CP9936	4.4-8.8	2.0-4.0	8.2	2,500	6.4	2.9	894 109 9360
CP9937	8.8-13.2	4.0-6.0	8.2	2,500	7.1	3.2	894 109 9370
CP9938	13.2-17.6	6.0-8.0	8.2	2,500	7.7	3.5	894 109 9380
CP9939	17.6-22.0	8.0-10	8.2	2,500	8.2	3.7	894 109 9390
CP9940	22.0-30.8	10-14	8.2	2,500	8.8	4.0	894 109 9400
CP9946*	4.4-8.8	2.0-4.0	8.2	2,500	6.6	3.0	894 109 9460
CP9947*	8.8-13.2	4.0-6.0	8.2	2,500	7.3	3.3	894 109 9470
CP9948*	13.2-17.6	6.0-8.0	8.2	2,500	7.9	3.6	894 109 9480
CP9949*	17.6-22.0	8.0-10	8.2	2,500	8.4	3.8	894 109 9490
CP9950*	22.0-30.8	10-14	8.2	2,500	8.8	4.0	894 109 9500

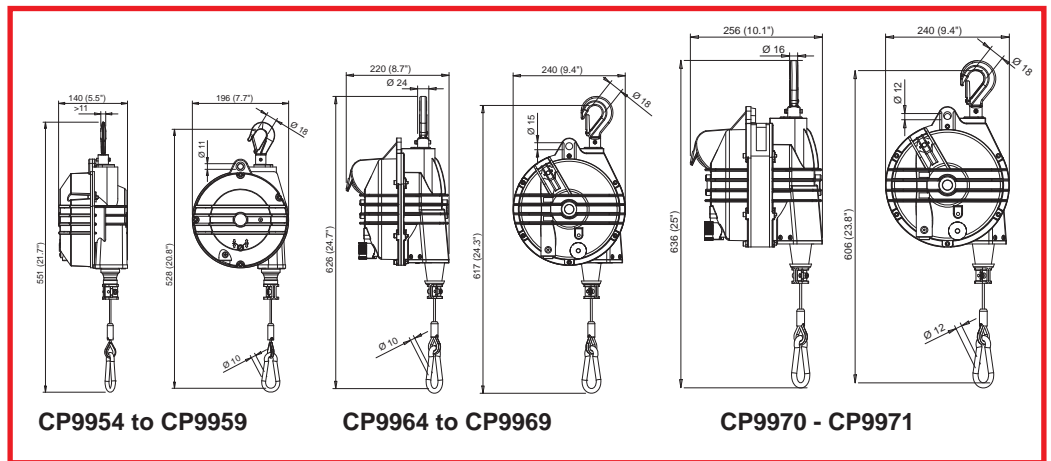
* Equipped with a stroke locking device

BALANCERS - CP9954 TO CP9971



Reaction free:

- Conical shape
- Constant retracting force
- Holds the selected height
- Cable made of stainless steel
- Aluminium housing
- 6.5 ft (2,000 mm) cable stroke



MODEL	LOAD RANGE		STROKE		NET WEIGHT		PART NUMBER
	lb.	kg	ft	mm	lb.	kg	
Medium duty to heavy duty balancers							
CP9954	8.8-15.4	4.0-7.0	6.5	2,000	11.0	5.0	894 109 9540
CP9955	15.4-22	7.0-10	6.5	2,000	12.1	5.5	894 109 9550
CP9956	22-30.9	10-14	6.5	2,000	12.1	5.5	894 109 9560
CP9957	31-39.7	14-18	6.5	2,000	14.3	6.5	894 109 9570
CP9958	39.7-48.5	18-22	6.5	2,000	13.2	6.0	894 109 9580
CP9959	48.5-55	22-25	6.5	2,000	14.6	6.6	894 109 9590
Heavy duty balancers							
CP9964	55-66	25-30	6.5	2,000	25.4	11.5	894 109 9640
CP9965	66-77	30-35	6.5	2,000	26.0	11.8	894 109 9650
CP9966	77-99	35-45	6.5	2,000	27.3	12.4	894 109 9660
CP9967	99-121	45-55	6.5	2,000	27.6	12.5	894 109 9670
CP9968	121-143	55-75	6.5	2,000	30.0	13.6	894 109 9680
CP9969	143-165	65-75	6.5	2,000	32.0	14.5	894 109 9690
Super heavy duty balancers							
CP9970	165-198	75-90	6.5	2,000	38.1	17.3	894 109 9700
CP9971	198-231	90-105	6.5	2,000	39.7	18.0	894 109 9710

The right compressed air solution

From raw material work to production lines, Chicago Pneumatic compressors keep you productive at all times.

Chicago Pneumatic is the perfect partner for your industrial processes. Our extended portfolio includes rotary screw compressors, piston compressors, quality air solution products and parts & services. The complete range of products excels in solidity and robustness ensuring quality and reliability. All CP products are designed and built to deliver the performance that will increase your productivity, always pushing for the best outcome possible.

With Chicago Pneumatic compressors, optimal performance and efficiency become a given, meeting the compressed air needs of professionals around the globe.



To get more details about the CP compressor offer in your country, please contact your closest distributor on our website: www.cp.com



Inverter-driven compressor technology for lower energy consumption

Energy takes up about 70% of the total operating cost of your compressor over a 5-year period. That is why Chicago Pneumatic R&D focuses on energy savings. Inverter-driven compressors can cut the energy bill of your compressed air installation by up to 30%.

Inverter-driven compressors reduce energy consumption through:

- Air end: energy optimization throughout the speed range
- Inverter: perfect match of air demand and air supply, no unload losses
- Drive train: direct transmission engineered for longer bearing lifetime
- Controller: intelligent energy saving features with optimum zone control and integrated sequencer (up to 6 compressors)



COMPRESSORS

The 10 things you should consider when buying a compressor



21 CFM
(10 l/s)

36-39 CFM
(17.8-18.2 l/s)



53-137 CFM
(25,0 - 64,7 l/s)



150 - 271 CFM
(70,8 - 127,9 l/s)



When you consider buying a compressor, the offer is wide and can appear quite complex. Here are 10 basic rules to help you finding the compressor that suits your needs.

1. Determine your type of use: DIY, professional or industrial

You just occasionally fix small things at home? Or you rather need continuous air flow to keep different applications ruling in your factory?

2. Define the tools you will work with to define the total Free Air Delivery requirements (FAD). FAD is often expressed in CFM (cubic feet per meter) or l/m (liter per minute)

Blowing up your mountain bike tires requires much less air flow and pressure than working with a professional spray gun. To select the right compressor, you need to know the total CFM of all your individual air applications. Add an additional margin of 25% to cover inefficiencies in your network and future growth. FAD is the most important selection criterium.

$$\text{required CFM} = (\text{CFM tool 1} + \text{CFM tool 2} + \text{CFM tool n}) + 25\% \text{ of total CFM}$$

3. Define your frequency of use: occasional – intermittent – frequent

Piston compressor technology is suitable for many occasional and intermittent users. Frequent users will benefit from cast iron piston and screw compressor technology.

4. Define the spacing requirements of your machine: fixed, moveable, remote device and horizontal or vertical vessel

For easy moving around your compressor, look for comfortable handles and wheels. For remote service, consider an engine driven compressor. Always on the same spot? Go for comfort vibration dampers and a wide stable base. If you have reduced workspace, consider a vertical vessel.

5. Define the comfort you need in terms of noise level

With a separate compressor room and an air network, there are less requirements considering the compressor noise level. If you want to position your device close to your working area, silenced compressors are ideal for you.

6. Define your electrical requirements

Check if you need a 1 phase or 3 phase compressor. When you have variable flow requirements and more than 5 minutes load, consider a frequency driven compressor. Most of the time, your air consumption will not be constant, so you can gain a lot on energy efficiency.

7. Define your vessel size

For an average use of your selected compressor type, the standard proposed vessel size suits the needs, as compressor design is based on years of experience.

8. Define the accessories you need

You have delicate air equipment or care extra about the environment, so you need special clean or dry air? Quality Air solutions like dryers and filters exist in many forms, separate or integrated if you require moisture free air.

9. Check the quality label

For an optimal return on investment, look for guarantees, like ISO conformity and genuine parts so you can enjoy a long, safe and efficient lifetime of your compressor.

10. Check ease of maintenance, parts and service availability

Check serviceability of the device, service intervals and if easy access to genuine parts and services is guaranteed.

You want to verify your choice? Our team is ready to support you with their professional advice on Chicago Pneumatic compressors.

Check out your nearest contact at www.cp.com



GENERAL SAFETY INSTRUCTIONS FOR THE OPERATION OF POWER TOOLS

The goal of Chicago Pneumatic is to produce tools that help the operator work safely and efficiently. The most important safety device for this or any tool is the operator. Care and good judgement are the best protection against injury. All possible hazards cannot be covered here, but we have tried to highlight some of the important ones. Individuals should look for and obey Caution, Warning and Danger Signs placed on tools, and displayed in the workplace. Operators should read and follow safety instructions packed with each tool. For a copy of these instructions, contact your nearest Chicago Pneumatic representative via www.cp.com.

Learn how each tool works. Even if you have previously used similar tools, carefully check out each tool before you use it. Get the "feel" of it and know capabilities, limitations, potential hazards, how it operates and how it stops.



WARNING

Multiple Hazards. Read and understand safety instructions supplied with tool before operating or servicing. Failure to do so can result in serious bodily injury.

All tools are designed to operate on a air line pressure of 90 PSI (6.3 bar +/-0.15) bar in accordance with ISO2787, 8NTC1.2. Sound levels +/- 3dB(A)* are measured in accordance with EN ISO15744. Vibration values* are measured in accordance with ISO8662 & ISO28927

A higher pressure could affect the tools lifespan, and operator safety (excessive vibration, or abrasive over-speed and burst risk). We recommend the use of a gauge equipped FRL for every tool to operate this adjustment.

**These declared values were obtained by laboratory type testing in accordance with the stated standards and are suitable for comparison with the declared values of other tools tested in accordance with the same standards. These declared values are not adequate for use in risk assessments and values measured in individual work places may be higher. The actual exposure values and risk of harm experienced by an individual user are unique and depend upon the way the user works, the workpiece and the workstation design, as well upon the exposure time and the physical condition of the user.*

We, Chicago Pneumatic, cannot be held liable for the consequences of using the declared values, instead of values reflecting the actual exposure, in an individual risk assessment in a work place situation over which we have no control.



Compressed Air Hazards

- Air under pressure can cause injury. Never point an air hose at yourself or anyone else. Never blow your clothes free of dust with compressed air. Always direct exhaust air away from yourself and others in the work area.
- Always check for damaged or loose hoses and fittings before using an air tool, and replace if necessary. Whipping hoses can cause serious injury.
- Disconnect the tool from the air supply when not in use, before changing accessories, setting the torque, or when making repairs.
- Do not exceed rated air pressure to increase the output of the tool. This could cause injury and shorten tool life.
- Do not assemble quick coupler on the tool. Vibration can cause breakage resulting in a whipping air hose. Instead, use quick couplers on the end of a short leader hose.
- When universal twist couplings are used, lock pins must be installed to prevent accidental hose disconnection.
- Air tools are not intended for use in explosive atmospheres and are not insulated for contact with electric power sources.



Projectile Hazards for all air tools

- Always wear impact resistant eye and face protection when involved with or near the operation or the repair of air tools.



Noise Hazards

- Hearing loss can result from prolonged exposure to excessive sound levels.
- Use hearing protection as recommended by your employer or OSHA regulation (see 29 CFR part 1910).



Entanglement Hazards

- To reduce the risk of injury from entanglement, do not wear loose clothing when using rotating accessories.



Additional Hazards

- Slip/Trip/Fall is a major cause of serious injury or death. Beware of excess hose/cord left on the walking or work surface.
- Operators and maintenance personnel must be physically fit to perform job tasks, and handle the bulk, weight and power of the tool.
- Deburring tools should be used to reduce risk of cuts and abrasions due to burrs.
- Wear gloves to protect hands from sharp edges.



Breathing Hazards

- Proper breathing protection must be worn when working with materials which produce airborne particles.



Vibration Hazards

- Repetitive work motions, awkward positions and exposure to vibration may be harmful to your hands and arms.
- If numbness, tingling, pain or whitening of the skin occurs, stop using tool and consult a physician.

SPECIFIC SAFETY INSTRUCTIONS FOR POWER TOOL GROUPS

In addition to the General Safety Instructions, the following are safety instructions and warnings that apply to the safe operation of specific power tool groups. Consult ANSI B186.1 Safety Code for Portable Air Tools. Available from: America National Standards Institute (ANSI), 11 W. 42nd St., 13th floor, New York, New York 10036, (212) 642-4900; or the European Committee for Standardization, Rue de Stassart 36, 1050 Brussels, Belgium.

Impact Wrenches



- Never use hand sockets. Use only impact sockets in good condition. Sockets in poor condition reduce impact power and could also shatter, resulting in personal injury.
- When using a universal joint, never free run the tool, it may run too fast and cause the joint to be thrown from the tool.
- Always use the simplest hook-up possible. Long springy extension bars and adapters absorb impact power and could break loose resulting in personal injury. Instead, use deep sockets whenever possible.
- For tools using the pin and o-ring socket retainer, use the o-ring to securely retain the socket pin.

Abrasive Tools



- Never mount a grinding wheel on a sander.
- Never use a grinding wheel marked with a speed lower than the rated air grinder speed.
- All grinding wheels and polishing/sanding accessories should be checked for cracks or other damage before mounting and use.
- Always use the recommended wheel guard to prevent injury when performing grinding operations. If a guard has withstood wheel or disc breakage, it must be replaced.
- Position a guard between the grinding wheel or disc and the operator. Use barriers to protect others from fragments and grinding sparks.
- Make sure grinding wheels are mounted according to manufacturer's specifications; always use correct mounting flanges.
- Before grinding, test grinding wheel or disc by briefly running tool at full throttle. Be sure to use a barrier (such as under a heavy work table) to protect yourself from possible broken wheel parts.
- Never tamper with or remove a speed governor from a tool to make it run faster. Periodically check tool speed with a tachometer.

Assembly Tools



- Serious injury can result from over-torqued or under-torqued fasteners, which can break, or loosen and separate.
- Released assemblies can become projectiles. Assemblies requiring a specific torque must be checked using a torque meter.

Hammers



- All chisels, rivet sets and other accessories should be checked for cracks, excessive wear, or other physical damage before each use. Accessories that show signs of damage should be replaced immediately.
- Never use a tool without the proper accessory retainer.

Ratchets



- Never use hand sockets. Use only power drive sockets per ANSI B107.2.
- To reduce the risk of injury, always support the handle securely in the direction opposite of the spindle rotation to minimize torque reaction.

Specialty Tools



- Specific instructions/warnings affecting this group of tools are contained in product-specific documents accompanying each product.

Drills



- Keep away from rotating bit and chuck. You can become cut or burned if you come in contact with the drill bit, chips or work surface.
- Use intermittent drill pressure to avoid long shaved chips.
- The drill bit can suddenly bind and cause the work piece or tool to rotate causing arm and shoulder injuries.
- ANSI recommends use of a support handle on drills with a chuck larger than 3/8" (10 mm).

Accessories



- Always use accessories of correct size and design for the tool. Tool and accessories must not be modified in any way.
- Never use a tool without the proper accessory retainer.

See Safety Requirements for Abrading Materials with Coated Abrasives (B7.7) from ANSI.

INDEX (MODEL SEARCH)

MODEL	PART NUMBER	DESCRIPTION	PAGE
B14A	615 174 0220	Percussive Tool	157
B15B	615 174 0230	Percussive Tool	155
B15M	615 174 0240	Percussive Tool	151
B16B	615 174 0250	Percussive Tool	155
B16BV	615 174 0510	Percussive Tool	156
B16M	615 174 0260	Percussive Tool	151
B16MV	615 174 0500	Percussive Tool	152
B18B	615 174 0270	Percussive Tool	155
B18BV	615 174 0530	Percussive Tool	156
B18M	615 174 0280	Percussive Tool	151
B18MV	615 174 0520	Percussive Tool	152
B19B	615 174 0300	Percussive Tool	155
B19B1	615 174 0310	Percussive Tool	155
B19BV	615 174 0550	Percussive Tool	156
B19M	615 174 0320	Percussive Tool	151
B19MV	615 174 0540	Percussive Tool	152
B20	615 174 0340	Percussive Tool	160
B20-0	615 174 0350	Percussive Tool	160
B20-00	615 174 0360	Percussive Tool	160
B20-1	615 174 0370	Percussive Tool	160
B20L	615 174 0380	Percussive Tool	160
B20L-1	615 174 0390	Percussive Tool	160
B21B	615 174 0400	Percussive Tool	155
B21M	615 174 0410	Percussive Tool	151
B23	615 174 0420	Percussive Tool	157
CP0200B18	615 161 8010	Percussive Tool	161
CP0200B18-2F	615 161 8020	Percussive Tool	161
CP0200B18L	615 161 8080	Percussive Tool	161
CP0200B18L-2F	615 161 8090	Percussive Tool	161
CP0200B22	615 161 8030	Percussive Tool	161
CP0200B22-2F	615 161 8040	Percussive Tool	161
CP0200B22L	615 161 8100	Percussive Tool	161
CP0200B22L-2F	615 161 8110	Percussive Tool	161
CP0200B25	615 161 8050	Percussive Tool	161
CP0200B25-2F	615 161 8060	Percussive Tool	161
CP0200B25L	615 161 8120	Percussive Tool	161
CP0200B25L-2F	615 161 8130	Percussive Tool	161
CP0200B32L	615 161 8070	Percussive Tool	161
CP0200B32L-2F	615 161 8140	Percussive Tool	161
CP0456-LASAN	T013049	Percussive Tool	150
CP0456-LESAR	T013046	Percussive Tool	150
CP0611 HAZED	T022582	Impact	23
CP0611 PASED	T022578	Impact	23
CP0611 PASEL	T022579	Impact	23
CP0611-D28H	615 159 0160	Impact	23
CP0611-D28L	615 159 0170	Impact	23
CP0611P RLS	T025414	Impact	22
CP0611P RLS	615 159 0060	Impact	22
CP0611P RS	615 159 0050	Impact	22
CP0951	T022306	Percussive Tool	149
CP0952	T019191	Percussive Tool	149
CP1014P05	615 158 0190	Drills	142
CP1014P24	615 158 0050	Drills	141
CP1014P33	615 158 0030	Drills	141
CP1014P45	615 158 0010	Drills	141
CP1117P05	615 158 0170	Drills	143
CP1117P05 (keyless)	615 158 0180	Drills	143
CP1117P05 (without chuck)	615 158 0240	Drills	143
CP1117P09	615 158 0150	Drills	143
CP1117P09 (keyless)	615 158 0160	Drills	143
CP1117P09 (without chuck)	615 158 0230	Drills	143
CP1117P26	615 158 0130	Drills	142
CP1117P26 (keyless)	615 158 0140	Drills	142
CP1117P26 (without chuck)	615 158 0220	Drills	142
CP1117P32	615 158 0110	Drills	142
CP1117P32 (keyless)	615 158 0120	Drills	142
CP1117P32 (without chuck)	615 158 0210	Drills	142
CP1117P60	615 158 0090	Drills	142
CP1117P60 (keyless)	615 158 0100	Drills	142
CP1117P60 (without chuck)	615 158 0200	Drills	142
CP1720R22	615 158 0250	Drills	145
CP1720R32	615 158 0260	Drills	145
CP1720R50	615 158 0270	Drills	145
CP1816	615 158 0300	Drills	144
CP1820R22	615 158 0280	Drills	145
CP1820R32	615 158 0290	Drills	145
CP2003	615 192 2003	Screwdriver	60
CP2005	615 192 2005	Screwdriver	60
CP2007	615 192 2007	Screwdriver	60
CP2008	615 192 2008	Screwdriver	60
CP2010	615 192 2010	Screwdriver	60
CP2012	615 192 2012	Screwdriver	60
CP2036	615 192 2036	Screwdriver	54
CP2037	615 192 2037	Screwdriver	54
CP2041	615 192 2041	Screwdriver	54
CP2042	615 192 2042	Screwdriver	54
CP2136	894 102 1360	Screwdriver	53
CP2141	894 102 1410	Screwdriver	53
CP2611	615 192 2611	Screwdriver	59
CP2612	615 192 2612	Screwdriver	57
CP2621	615 192 2621	Screwdriver	59
CP2622	615 192 2622	Screwdriver	59
CP2623	615 192 2623	Screwdriver	57
CP2754	615 192 2754	Screwdriver	55
CP2755	615 192 2755	Screwdriver	55
CP2764	615 192 2764	Screwdriver	55
CP2765	615 192 2765	Screwdriver	55
CP2780	615 192 2780	Screwdriver	55

MODEL	PART NUMBER	DESCRIPTION	PAGE
CP2816	615 163 0020	Screwdriver	58
CP2817	615 163 0030	Screwdriver	58
CP2828	615 163 0040	Screwdriver	58
CP2829	615 163 0050	Screwdriver	58
CP3000-325F	615 160 0180	Die Grinder	78
CP3000-325R	615 160 0150	Die Grinder	78
CP3000-330R	615 160 0160	Die Grinder	78
CP3000-415R	615 160 0190	Die Grinder	78
CP3000-418R	615 160 0200	Die Grinder	78
CP3000-420F	615 160 0250	Die Grinder	78
CP3000-420R	615 160 0210	Die Grinder	78
CP3000-424F	615 160 0260	Die Grinder	78
CP3000-424R	615 160 0220	Die Grinder	78
CP3000-515F	615 160 0300	Die Grinder	78
CP3000-515R	615 160 0270	Die Grinder	78
CP3000-518F	615 160 0310	Die Grinder	78
CP3000-518R	615 160 0280	Die Grinder	78
CP3000-520F	615 160 0320	Die Grinder	78
CP3000-520R	615 160 0290	Die Grinder	78
CP3000-600CR	615 160 0140	Die Grinder	75
CP3000-600CR	615 160 0330	Die Grinder	75
CP3019-12AC	615 160 4070	Die Grinder	80
CP3019-12AC CNOMO	615 160 4230	Die Grinder	80
CP3019-12AF	615 160 7080	Sander	117
CP3019-13A4	615 160 7050	Angle Grinder	93
CP3019-18	615 160 0090	Die Grinder	80
CP3019-18A3	615 160 7060	Angle Grinder	93
CP3019-20	615 160 0100	Die Grinder	80
CP3019-20 CNOMO	615 160 0340	Die Grinder	80
CP3019-20A3	615 160 7070	Angle Grinder	93
CP3019-20AC	615 160 4080	Die Grinder	80
CP3019-20AC CNOMO	615 160 4240	Die Grinder	80
CP3019-20AF	615 160 7090	Sander	117
CP3019-20ES	615 160 2170	Die Grinder	80
CP3019-20ES CNOMO	615 160 2210	Die Grinder	80
CP3019-25	615 160 0110	Die Grinder	80
CP3019-25 CNOMO	615 160 0350	Die Grinder	80
CP3019-25ES	615 160 2180	Die Grinder	80
CP3019-25ES CNOMO	615 160 2220	Die Grinder	80
CP3019-31	615 160 0120	Die Grinder	80
CP3019-31 CNOMO	615 160 0360	Die Grinder	80
CP3019-31ES	615 160 2190	Die Grinder	80
CP3019-31ES CNOMO	615 160 2230	Die Grinder	80
CP3019-40	615 160 0130	Die Grinder	80
CP3019-40 CNOMO	615 160 0370	Die Grinder	80
CP3019-40ES	615 160 2200	Die Grinder	80
CP3019-40ES CNOMO	615 160 2240	Die Grinder	80
CP3030-325AFR	615 162 0060	Sander	116
CP3030-325F	615 160 4120	Die Grinder	79
CP3030-325R	615 160 4090	Die Grinder	79
CP3030-330F	615 160 4110	Die Grinder	79
CP3030-330R	615 160 4100	Die Grinder	79
CP3030-415AFR	615 162 0070	Sander	116
CP3030-418R	615 160 4130	Die Grinder	79
CP3030-420AFR	615 162 0080	Sander	116
CP3030-420F	615 160 4170	Die Grinder	79
CP3030-420R	615 160 4140	Die Grinder	79
CP3030-424F	615 160 4180	Die Grinder	79
CP3030-424R	615 160 4150	Die Grinder	79
CP3030-515AFR	615 162 0100	Sander	116
CP3030-518R	615 160 4190	Die Grinder	79
CP3030-520F	615 160 4220	Die Grinder	79
CP3040GABTIM	615 160 7010	Angle Grinder	95
CP3040GASTIM	615 160 7020	Angle Grinder	95
CP3070-120G	615 162 0090	Sander	118
CP3109-13A4	615 160 7030	Angle Grinder	95
CP3109-13A4ES	615 160 7040	Angle Grinder	95
CP3109-13AC	615 160 4060	Die Grinder	82
CP3109-19	615 160 0020	Die Grinder	82
CP3109-19ES	615 160 2080	Die Grinder	82
CP3109-24	615 160 0030	Die Grinder	82
CP3109-24ES	615 160 2090	Die Grinder	82
CP3109-28	615 160 0040	Die Grinder	82
CP3109-28ES	615 160 2100	Die Grinder	82
CP3119-12	615 160 0050	Die Grinder	83
CP3119-12 CNOMO	615 160 0380	Die Grinder	83
CP3119-123X	615 160 6070	Straight Wheel Grinder	85
CP3119-12EL	615 160 2150	Die Grinder	84
CP3119-12ES	615 160 2110	Die Grinder	83
CP3119-12ES CNOMO	615 160 2250	Die Grinder	83
CP3119-12ES3X	615 160 6030	Straight Wheel Grinder	85
CP3119-12ES4	615 160 6020	Straight Wheel Grinder	85
CP3119-12EXL	615 160 2160	Die Grinder	84
CP3119-15	615 160 0060	Die Grinder	83
CP3119-15 CNOMO	615 160 0390	Die Grinder	83
CP3119-15ES	615 160 2120	Die Grinder	83
CP3119-15ES CNOMO	615 160 2260	Die Grinder	83
CP3119-15ES2	615 160 6040	Straight Wheel Grinder	85
CP3119-15ES3	615 160 6050	Straight Wheel Grinder	85
CP3119-18	615 160 0070	Die Grinder	83
CP3119-18 CNOMO	615 160 0400	Die Grinder	83
CP3119-18ES	615 160 2130	Die Grinder	83
CP3119-18ES CNOMO	615 160 2270	Die Grinder	83
CP3119-18ES3	615 160 6060	Straight Wheel Grinder	85
CP3119-22	615 160 0080	Die Grinder	83
CP3119-22 CNOMO	615 160 0410	Die Grinder	83
CP3119-22ES	615 160 2140	Die Grinder	83
CP3119-22ES CNOMO	615 160 2280	Die Grinder	83

MODEL	PART NUMBER	DESCRIPTION	PAGE
CP3249-GABSUD	615 160 6140	Straight Wheel Grinder	86
CP3249-GABSUDE	615 160 6190	Straight Wheel Grinder	86
CP3249-GABSYG	615 160 6130	Straight Wheel Grinder	86
CP3249-GABSYGE	615 160 6180	Straight Wheel Grinder	86
CP3349-SALAVEDE	615 160 9110	Angle Grinder	107
CP3349-SALAVELE	615 160 9070	Angle Grinder	107
CP3349-SALAVELE	615 160 9130	Angle Grinder	107
CP3349-SALAVET	615 160 9080	Angle Grinder	107
CP3349-SALAVETE	615 160 9150	Angle Grinder	107
CP3450-12AA5	615 160 4040	Angle Grinder	98
CP3450-12AB5	615 160 4050	Angle Grinder	98
CP3450-12AC4	615 160 4010	Angle Grinder	98
CP3450-12AC45	615 160 4030	Angle Grinder	98
CP3450-12ACR4	615 160 4020	Angle Grinder	98
CP3451-16SE25	615 160 2020	Straight Wheel Grinder	85
CP3451-16SER25	615 160 2050	Straight Wheel Grinder	85
CP3451-18SE3	615 160 2030	Straight Wheel Grinder	85
CP3451-18SEC	615 160 2010	Die Grinder	81
CP3451-18SER3	615 160 2060	Straight Wheel Grinder	85
CP3451-18SERC	615 160 2040	Die Grinder	81
CP3510	615 193 3510	Orbital Sander	122
CP3511	615 193 3511	Orbital Sander	122
CP3512	615 193 3512	Orbital Sander	122
CP3514	615 193 3514	Orbital Sander	122
CP3650-100AB6VK	615 160 7300	Angle Grinder	101
CP3650-120AA45	615 160 7310	Angle Grinder	100
CP3650-120AA5	615 160 7210	Angle Grinder	100
CP3650-120AA5VK	615 160 7180	Angle Grinder	101
CP3650-120AB45	615 160 7320	Angle Grinder	100
CP3650-120AB5	615 160 7220	Angle Grinder	100
CP3650-120AB5VK	615 160 7190	Angle Grinder	101
CP3650-120ACC	615 160 7230	Die Grinder	82
CP3650-120AH5VK	615 160 7200	Angle Grinder	101
CP3650-135AC4FK	615 160 7170	Angle Grinder	100
CP3850-60AB9V	615 160 7340	Angle Grinder	104
CP3850-65AB9VE	615 170 4940	Angle Grinder	105
CP3850-65AH9VE	615 170 4950	Angle Grinder	105
CP3850-77AB7V	615 170 4960	Angle Grinder	104
CP3850-85AB7V	615 160 7440	Angle Grinder	104
CP3850-85AB7VE	615 170 4920	Angle Grinder	105
CP3850-85AH7VE	615 170 4930	Angle Grinder	105
CP5080-3260D12	615 162 0000	Belt Sander	120
CP5080-3260D12K	615 162 0050	Belt Sander	120
CP5080-3260H19	615 162 0200	Belt Sander	120
CP5080-4200D24	615 162 0010	Belt Sander	120
CP5080-4200H18	615 162 0020	Belt Sander	121
CP5080-4200H18K	615 162 0040	Belt Sander	121
CP5080-5220H18	615 162 0030	Belt Sander	121
CP6060-P15H	615 159 0090	Impact	19
CP6060-P15R	615 159 0100	Impact	19
CP6120 GASED	T018237	Impact	25
CP6120 GASEL	T017755	Impact	25
CP6120 PASED	T018841	Impact	25
CP6120 PASEL	T018235	Impact	25
CP6130-T70	615 159 0010	Impact	27
CP6135-D80	615 159 0380	Impact	26
CP6135-D80L	615 159 0660	Impact	26
CP6240-T120	615 159 0020	Impact	27
CP6300 RSR	T025285	Impact	11
CP6500-RS	T025214	Impact	15
CP6500-RSR	T025216	Impact	15
CP6748EX-P11R	615 159 0570	Impact	17
CP6763	615 159 0400	Impact	20
CP6763-D18D	615 159 0640	Impact	21
CP6768EX-P18D	615 159 0580	Impact	17
CP6773	615 159 0410	Impact	21
CP6773-D18D	615 159 0650	Impact	21
CP6778EX-P18D	615 159 0590	Impact	17
CP6910-P24	615 159 0070	Impact	24
CP6920-D24	615 159 0080	Impact	24
CP6930-D35	615 159 0390	Impact	24
CP7111	894 107 1110	Percussive Tool	153
CP7111H	894 107 1111	Percussive Tool	153
CP7115	894 107 1150	Percussive Tool	149
CP7120	894 107 1200	Percussive Tool	150
CP7125	894 107 1250	Percussive Tool	149
CP714	T012735	Percussive Tool	153
CP716	T025348	Percussive Tool	153
CP717	T020120	Percussive Tool	153
CP719	T025366	Impact	10
CP719QC	T025367	Impact	10
CP7202	894 107 2021	Sander	117
CP721	T021963	Impact	10
CP7215	894 107 2151	Orbital Sander	123
CP7215CV	894 107 2153	Orbital Sander	123
CP7215CVE	894 127 2153	Orbital Sander	123
CP7215E	894 127 2151	Orbital Sander	123
CP7215H	894 107 2154	Orbital Sander	124
CP7215HCVE	894 127 2155	Orbital Sander	124
CP7215HE	894 127 2154	Orbital Sander	124
CP7215SV	894 107 2152	Orbital Sander	123
CP7215SVE	894 127 2152	Orbital Sander	123
CP7220E	894 127 2201	Orbital Sander	125
CP7220HCVE	615 170 3790	Orbital Sander	125
CP7220HE	615 170 3770	Orbital Sander	125
CP7220SVE	894 127 2202	Orbital Sander	126
CP7225	894 107 2251	Orbital Sander	123
CP7225CV	894 107 2253	Orbital Sander	123

MODEL	PART NUMBER	DESCRIPTION	PAGE
CP7225CVE	894 127 2253	Orbital Sander	123
CP7225E	894 127 2251	Orbital Sander	123
CP7225SVE	894 127 2252	Orbital Sander	123
CP724H	894 100 7241	Impact	11
CP7250CVE	894 127 2503	Orbital Sander	125
CP7250E	894 127 2501	Orbital Sander	125
CP7250HCVE	615 170 3760	Orbital Sander	126
CP7250SVE	894 127 2502	Orbital Sander	125
CP7255	894 107 2551	Orbital Sander	123
CP7255CV	894 107 2553	Orbital Sander	123
CP7255CVE	894 127 2553	Orbital Sander	123
CP7255E	894 127 2551	Orbital Sander	123
CP7255H	894 107 2554	Orbital Sander	124
CP7255HCVE	894 127 2555	Orbital Sander	124
CP7255HVE	894 127 2554	Orbital Sander	124
CP7255SV	894 107 2552	Orbital Sander	123
CP7255SVE	894 127 2552	Orbital Sander	123
CP7263CVE	894 117 2650	Orbital Sander	127
CP7263E	894 107 2650	Orbital Sander	127
CP7264CVE	894 117 2640	Orbital Sander	127
CP7264E	894 107 2640	Orbital Sander	127
CP7266CVE	894 117 2660	Orbital Sander	127
CP7266E	894 107 2660	Orbital Sander	127
CP7267CVE	894 117 2670	Orbital Sander	127
CP7267E	894 107 2670	Orbital Sander	127
CP7268	894 107 2680	Orbital Sander	124
CP726H	894 100 7261	Impact	11
CP7300	894 107 3000	Drills	140
CP7300R	894 107 3001	Drills	140
CP734H	T024351	Impact	14
CP7500D	894 107 5001	Angle Grinder	93
CP7540-C	894 107 5401	Angle Grinder	97
CP7540-CN	894 107 5400	Angle Grinder	97
CP7545-B	894 107 5452	Angle Grinder	97
CP7545-C	894 107 5451	Angle Grinder	97
CP7550-A	894 107 5503	Angle Grinder	97
CP7550-B	894 107 5502	Angle Grinder	97
CP7550-C	894 107 5501	Angle Grinder	97
CP7600C-R	894 107 6031	Bluetork nutrunner	36
CP7600C-R4P	894 107 6035	Bluetork nutrunner	36
CP7600xR	894 107 6010	Bluetork nutrunner	36
CP7600xR-B	894 107 6011	Bluetork nutrunner	36
CP7600xR-R4P	894 107 6015	Bluetork nutrunner	36
CP7711	894 107 7110	Impact	10
CP7721	894 107 7210	Impact	10
CP772H	T024598	Impact	18
CP7748	894 107 7480	Impact	14
CP780	T025095	Screwdriver	56
CP781	T025096	Screwdriver	56
CP782	T025097	Screwdriver	56
CP783	T025098	Screwdriver	56
CP7830HQ	894 107 8308	Ratchet	31
CP7830Q	894 107 8306	Ratchet	31
CP785	T022698	Drills	140
CP785H	T024134	Drills	144
CP785S	T023200	Specialty Tools	176
CP789HR	T025165	Drills	144
CP789R-26	T025180	Drills	140
CP789R-42	T025198	Drills	140
CP7900	894 107 9000	Specialty Tools	174
CP7901	894 107 9011	Specialty Tools	174
CP8222-P	615 159 0180	Impact	12
CP8222-R	615 159 0230	Impact	12
CP8232-QC	615 159 0190	Impact	12
CP8242-P	615 159 0200	Impact	13
CP8242-R	615 159 0240	Impact	13
CP8252-P	615 159 0210	Impact	13
CP8252-R	615 159 0250	Impact	13
CP825T	T023190	Ratchet	31
CP8272-D	615 159 0260	Impact	18
CP828	T022708	Ratchet	31
CP828H	T022970	Ratchet	31
CP835	T022550	Specialty Tools	176
CP8528	894 108 5289	Cordless Tool	69
CP8528 Pack	894 108 5280	Cordless Tool	69
CP8528 Pack US	894 108 5281	Cordless Tool	69
CP854	T023186	Angle Grinder	95
CP8548	894 108 5489	Cordless Tool	68
CP8548 Pack	894 108 5480	Cordless Tool	68
CP8548 Pack US	894 108 5481	Cordless Tool	68
CP854E	T023187	Angle Grinder	95
CP857	T024387	Angle Grinder	102
CP858	T025179	Belt Sander	119
CP860	T019704	Die Grinder	77
CP860E	T021136	Die Grinder	77
CP860ES	T023193	Die Grinder	77
CP860ESE	T023354	Die Grinder	77
CP861	T022039	Specialty Tools	175
CP873	T025374	Specialty Tools	175
CP874	T025375	Specialty Tools	175
CP875	T023995	Die Grinder	77
CP876	T023996	Die Grinder	77
CP879	T023999	Drills	141
CP881	T023916	Specialty Tools	174
CP8818	894 108 8189	Cordless Tool	67
CP8818 Pack	894 108 8180	Cordless Tool	67
CP8818 Pack US	894 108 8181	Cordless Tool	67
CP8828	894 108 8289	Cordless Tool	66

INDEX (MODEL SEARCH)

MODEL	PART NUMBER	DESCRIPTION	PAGE
CP8828 Pack	894 108 8280	Cordless Tool	66
CP8828 Pack US	894 108 8281	Cordless Tool	66
CP8848	894 108 8489	Cordless Tool	64
CP8848 Pack	894 108 8480	Cordless Tool	64
CP8848 Pack US	894 108 8481	Cordless Tool	64
CP8848-2	894 108 8488	Cordless Tool	65
CP8848-2 Pack	894 108 8482	Cordless Tool	65
CP8848-2 Pack US	894 108 8483	Cordless Tool	65
CP887	T025376	Drills	141
CP9104Q	615 195 9104	Die Grinder	75
CP9105Q-B	615 195 2105	Die Grinder	76
CP9106Q-B	615 195 2106	Die Grinder	76
CP9108Q-B	615 195 2108	Die Grinder	76
CP9110Q-B	615 195 2110	Die Grinder	76
CP9111Q-B	615 195 2111	Die Grinder	76
CP9112Q-B	615 195 2112	Die Grinder	76
CP9113G	615 160 0010	Die Grinder	81
CP9113GES	615 160 2070	Die Grinder	81
CP9116	894 109 1160	Specialty Tools	175
CP9120CR	615 195 2120	Angle Grinder	94
CP9120CRN	894 109 1200	Angle Grinder	94
CP9121AR	615 195 7321	Angle Grinder	94
CP9121BR	615 195 7221	Angle Grinder	94
CP9121CR	615 195 2121	Angle Grinder	94
CP9122BR	615 195 7222	Angle Grinder	94
CP9122CR	615 195 2122	Angle Grinder	94
CP9123	615 195 9123	Angle Grinder	102
CP9160	615 197 9160	Percussive Tool	148
CP9356MS	T022165	Percussive Tool	150
CP9356WF	T021959	Percussive Tool	150
CP9361	T012644	Percussive Tool	148
CP9362-2H	615 161 2020	Percussive Tool	158
CP9362-2R	615 161 2010	Percussive Tool	158
CP9363-1H	615 161 2040	Percussive Tool	158
CP9363-1R	615 161 2030	Percussive Tool	158
CP9363-2H	615 161 2060	Percussive Tool	158
CP9363-2R	615 161 2050	Percussive Tool	158
CP9363-3H	615 161 2080	Percussive Tool	158
CP9363-3R	615 161 2070	Percussive Tool	158
CP9363-4H	615 161 2100	Percussive Tool	158
CP9363-4R	615 161 2090	Percussive Tool	158
CP9373-2H	615 161 2120	Percussive Tool	159
CP9373-2R	615 161 2110	Percussive Tool	159
CP9373-3H	615 161 2140	Percussive Tool	159
CP9373-3R	615 161 2130	Percussive Tool	159
CP9373-4H	615 161 2160	Percussive Tool	159
CP9373-4R	615 161 2150	Percussive Tool	159
CP9534	615 193 9534	Orbital Sander	126
CP9541	615 190 9541	Impact	14
CP9542	615 190 9542	Impact	14
CP9561	615 190 9561	Impact	18
CP9674	615 193 9674	Orbital Sander	126
CP9705	615 193 9705	Specialty Tools	176
CP9710	615 193 9710	Specialty Tools	176
CP9778	615 193 9778	Sander	118
CP9779	615 193 9779	Belt Sander	119
CP9780	615 193 9780	Belt Sander	119

MODEL	PART NUMBER	DESCRIPTION	PAGE
CP9789	615 194 9789	Drills	144
CP9790	615 194 9790	Drills	140
CP9791	615 194 9791	Drills	144
CP9792	615 194 9792	Drills	140
CP9882	894 109 8820	Specialty Tools	172
CP9883	894 109 8830	Specialty Tools	172
CP9884	894 109 8840	Specialty Tools	172
CP9885	615 197 9885	Specialty Tools	172
EXAMAX-FF1	615 156 0290	Pump	49
EXAMAX-FF4	615 156 0300	Pump	49
EXAMINI-SF1	615 156 0280	Pump	49
EXE-MAX-100-FFH1	615 156 0150	Pump	48
EXE-MAX-100-FFH4	615 156 0160	Pump	48
EXE-MAX-110-FFH1	615 156 0190	Pump	48
EXE-MAX-110-FFH4	615 156 0200	Pump	48
EXE-MAX-115-FFH1	615 156 0170	Pump	48
EXE-MAX-115-FFH4	615 156 0180	Pump	48
EXE-MAX-230-FFH1	615 156 0130	Pump	48
EXE-MAX-230-FFH4	615 156 0140	Pump	48
EXE-MAXS-110-FF1	615 156 0250	Pump	48
EXE-MAXS-110-FF4	615 156 0260	Pump	48
EXE-MAXS-115-FF1	615 156 0230	Pump	48
EXE-MAXS-115-FF4	615 156 0240	Pump	48
EXE-MAXS-230-FF1	615 156 0210	Pump	48
EXE-MAXS-230-FF4	615 156 0220	Pump	48
EXE-MINI-100SF1	615 156 0020	Pump	48
EXE-MINI-110SF1	615 156 0040	Pump	48
EXE-MINI-115SF1	615 156 0030	Pump	48
EXE-MINI-230SF1	615 156 0010	Pump	48
GV5	615 174 0170	Percussive Tool	154
LP16	615 155 0210	Hydraulic Bolting	45
16LP Links	-	Hydraulic Bolting	45
LP2	615 155 0180	Hydraulic Bolting	41
2LP Links	-	Hydraulic Bolting	41
LP32	615 155 0220	Hydraulic Bolting	46
32LP Links	-	Hydraulic Bolting	46
LP4	615 155 0190	Hydraulic Bolting	42
4LP Links	-	Hydraulic Bolting	42
4LPST Links	-	Hydraulic Bolting	43
LP48	615 155 0230	Hydraulic Bolting	46
LP8	615 155 0200	Hydraulic Bolting	44
8LP Links	-	Hydraulic Bolting	44
RA1	615 174 0180	Percussive Tool	154
RA1BL	615 174 0190	Percussive Tool	154
RA2C	615 174 0200	Percussive Tool	154
RA2H	615 174 0210	Percussive Tool	154
T1	615 155 0010	Hydraulic Bolting	39
T10	615 155 0050	Hydraulic Bolting	39
T25	615 155 0060	Hydraulic Bolting	39
T3	615 155 0020	Hydraulic Bolting	39
T5	615 155 0030	Hydraulic Bolting	39
T8	615 155 0040	Hydraulic Bolting	39
TTH-1A	615 812 2500	Tri-Hold	47
TTH-2A	615 812 2510	Tri-Hold	47
TTH-3A	615 812 2520	Tri-Hold	47
TTH-4A	615 812 2530	Tri-Hold	47
TTH-5A	615 812 2540	Tri-Hold	47



Over 110 years of experience

Since 1901 the Chicago Pneumatic (CP) name has represented reliability and attention to customer needs, with construction, maintenance and production tools and compressors designed for specific industrial applications. Today, CP has a global reach, with local distributors around the world.

Our people start every single day with a passion to research, develop, manufacture and deliver new products that are meant to meet your needs not only today, but tomorrow as well.

To learn more about our extensive range of tools, construction equipment, industrial and portable compressors, accessories and workshop equipment, please visit www.cp.com.

Easily find the tools you need
to get the job done!



CP ToolBox



Get the free CP ToolBox
Scan this QR code or visit www.cp.com/app

Distributor

English 615 994 9991 - © Copyright 2016 - April 2016



**Chicago
Pneumatic**

www.cp.com